

The Natural Remedies Encyclopedia

Home remedies for over 500 diseases and disorders. Back in the old days, the pioneers were practical-minded people. They knew how to make-do with what they had. They combined folk remedies from centuries earlier in other lands, with herbal formulas borrowed from the Indians. Since then, even more has been discovered about physiology and nutrition. You will find a lot in this disease encyclopedia.

The God of heaven, who created us, has given us the simple things of nature for our healing. It is our prayer that this encyclopedia will help bring back the sunshine into someone's life.

Disclaimer:

The information in this encyclopedia was NOT written by a medical doctor, nurse, scientist, or medical practitioner. So BEWARE; use this information at your own risk! It is a distillation of a large quantity of old-fashioned folk remedies, plus modern nutritional information. This information is not intended to diagnose medical problems, prescribe remedies for illness, or treat disease. It's intention is solely educational. We would strongly encourage you to use this information in cooperation with a medical or health professional.

Your grandparents could not afford the chemicals and surgery the big-city folks got, so they had to get well at home, with the aid of simple remedies and trust in God. If you cannot afford to go to the doctors, with the help of God, you may be able to solve some problems at home.

Major section headings

This information is arranged topically, so you can more easily find similar physical problems.

Each major section shown in the master index will also have an index. Click on the one you are interested in, and it will take you to a more detailed disease index. When you find the desired physical problem, click on it—and you will go to a wealth of information on that disease. Try it and see! Then give God the praise, for He provides the remedies in nature and food.

INTRODUCTORY HEALTH INFORMATION
Read This Material First. An ounce of prevention.

0 - PRINCIPLES OF HEALTH

Introduction, Maintaining Health, Rebuilding Health, The Eight Laws of Health

1 - GENERAL PROBLEMS

Fatigue, Nausea and Fainting, Colds; Infections; Fevers; Immune Problems; Aging

2 - SKIN

Wounds, Bruising, Sores, Ulcers, Burns, Skin Spots, Boils, Chapping, Cracking, Itching,

Growths, Other Minor Skin Problems, Major Dermal Problems

3 - EXTREMITIES

Extremities, Nails, Feet

4 - HEAD AND THROAT

Head, Hair, Eyes, Smell and Taste, Ears, Throat

5 - GASTRO-INTESTINAL

Teeth and Gums, Mouth, Gas and Vomiting , Stomach , Pancreas , Liver , Gall Bladder , Intestines, Appendix , Bowel , Anus , Abdominal Cavity , Digestive , Nutritional , Weight ,

6 - URINARY

Urine , Kidney, Bladder

7 - RESPIRATORY

Breathing , Bronchial, Lungs, Pleura

8 - CARDIOVASCULAR

Heart, Circulatory, Blood

9 - NEURO-MENTAL

Miscellaneous, Stress, Anxiety, Pain, Convulsions, Paralysis

Memory Problems, Emotional, Mental

10 - MUSCULAR-SKELETAL

Bones, Joints, Tendons, Muscles, Sprains ,

Spine, Abdominal ,

11 - ENDOCRINE SYSTEM

Adrenals, Pancreas, Thyroid

12 - LYMPHATICS

Lymph System

13 - REPRODUCTIVE

Breast, Menstrual Problems, Female Pelvic Problems

Male Pelvic Problems

14 - CHILDBIRTH

Fertility, Pregnancy and Childbirth,

Birth Defects, Infant Problems, Childhood Diseases

Later Problems

15 - SEXUALLY TRANSMITTED DISEASES

Sexually Transmitted Diseases

16 - POISONS (BITES, PARASITES, METAL TOXICITY, ETC.)

Bites, Stings, Transmitted Diseases, Allergies,

Infestations, Poisoning, Addictions ,

17 - TUMORS AND CANCER

Tumors and Cancer, Cancer Prevention

[Kellogg] —Items marked Kellogg in brackets are natural healing prescriptions by J.H. Kellogg, M.D., medical director of the famous Battle Creek Sanitarium from 1876 to 1942.

"The doctor of the future will give no medicine, but will interest his patients in the care of the human frame, in diet, and in the cause and prevention of disease." —Thomas Edison

Section O

Principles of Health

Part 1

Introduction

We have included the statements of a number of different natural healing pioneers in this volume. Here are insightful comments from the writings of Ellen G. White, who had a profound understanding of the origin and transmission of pathological problems.

"The transgression of physical law is the transgression of God's law. Our Creator is Jesus Christ. He is the author of our being. He has created the human structure. He is the author of the physical laws, as He is the author of the moral law. And the human being who is careless and reckless of the habits and practices that concern his physical life and health, sins against God."—*Letter, May 19, 1897.*

"God's law is written by His own finger upon every nerve, every muscle, every faculty which has been entrusted to man."—*Letter, August 30, 1896.*

"Health, strength, and happiness depend upon immutable laws; but these laws cannot be obeyed where there is no anxiety to become acquainted with them."—*Healthful Living, 18.*

"The Lord has made it a part of His plan that man's reaping shall be according to his sowing."—*Letter, May 19, 1897.*

"To make plain natural law, and urge the obedience of it, is the work that accompanies the third angel's message to prepare a people for the coming of the Lord."—*3 Testimonies, 161 [CDF, 69].*

"There are many ways of practicing the healing art, but there is only one way that Heaven approves. God's remedies are the simple agencies of nature, that will not tax or debilitate the system through their powerful properties. Pure air and water, cleanliness, a proper diet, purity of life, and a firm trust in God are remedies for the want of which thousands are dying; yet these remedies are going out of date because their skillful use requires work that the people do not appreciate."—*5 Testimonies, 443.*

"It is the duty of every human being, for his own sake and for the sake of humanity, to inform himself or herself in regard to the laws of organic life, and conscientiously to obey them . . . It is the duty of every person to become intelligent in regard to disease and its causes."—*Letter, December 4, 1896.*

"God has formed laws to govern every part of our constitutions, and these laws which He has placed in

our being are divine, and for every transgression there is a fixed penalty, which sooner or later must be realized."—*Healthful Living*, 20.

"Our first duty, one which we owe to God, to ourselves, and to our fellow men, is to obey the laws of God, which include the laws of health."—*3 Testimonies*, 164.

"The laws governing the physical nature are as truly divine in their origin and character as the law of the Ten Commandments. Man is fearfully and wonderfully made; for Jehovah has inscribed His law by His own mighty hand on every part of the human body."—*Letter, August 5, 1896*.

"`Have I not a right to do as I please with my own body?' —No, you have no moral right, because you are violating the laws of life and health which God has given you. You are the Lord's property,—His by creation and His by redemption. Every human being is under obligation to preserve the living machinery that is so fearfully and wonderfully made."—*Letter, May 19, 1897*.

"Our very bodies are not our own, to treat as we please, to cripple by habits that lead to decay, making it impossible to render to God perfect service. Our lives and all our faculties belong to Him. He is caring for us every moment; He keeps the living machinery in action. If we were left to run it for one moment, we should die. We are absolutely dependent upon God."—*Letter, October 12, 1896*.

"The health should be as sacredly guarded as the character."—*Christian Temperance*, 82.

"Proportionally as nature's laws are transgressed, mind and soul become enfeebled . . . Physical suffering of every type is seen . . . Suffering must follow this course of action. The vital force of the system cannot bear up under the tax placed upon it, and it finally breaks down."—*Letter, August 30, 1896*.

"Sickness is caused by violating the laws of health; it is the result of violating nature's laws."—*3 Testimonies*, 164.

"Health is a great treasure. It is the richest possession that mortals can have. Wealth, honor, or learning is dearly purchased, if it be at the loss of the vigor of health. None of these attainments can secure happiness if health is wanting."—*Christian Education*, 35.

"That time is well spent which is directed to the establishment and preservation of sound physical and mental health . . . It is easy to lose health, but it is difficult to regain it."—*Review, No. 39, 1884*.

"Perfect health depends on perfect circulation."—*2 Testimonies*, 531.

"Many have inquired of me, `What course shall I take to best preserve my health?' My answer is, Cease to transgress the laws of your being; cease to gratify a depraved appetite, eat simple food, dress healthfully, which will require modest simplicity, work healthfully, and you will not be sick."—*Counsels on Health*, 37.

"An aimless life is a living death. The mind should dwell upon themes relating to our eternal interests. This will be conducive to health of body and mind."—*Review, No. 31, 1884.*

"God has pledged Himself to keep this living machinery in healthful action, if the human agent will obey His laws and cooperate with God."—*Letter, January 11, 1897.*

"Let it ever be kept before the mind that the great object of hygienic reform is to secure the highest possible development of mind and soul and body."—*Christian Temperance, 120.*

"Nature will restore their vigor and strength in their sleeping hours, if her laws are not violated."—*Solemn Appeal, 16.*

"Close confinement indoors makes women pale and feeble, and results in premature death."—*Healthful Living, 61.*

"Indulging in eating too frequently, and in too large quantities, overtaxes the digestive organs, and produces a feverish state of the system. The blood becomes impure, and then diseases of various kinds occur."—*Spiritual Gifts, Vol. 4, 133.*

"The effects produced by living in close, ill-ventilated rooms are these: . . . The mind becomes depressed and gloomy, while the whole system is enervated; and fevers and other acute diseases are liable to be generated . . . The system is peculiarly sensitive to the influence of cold. A slight exposure produces serious diseases."—*1 Testimonies, 702.*

"What influence does overeating have upon the stomach? —It becomes debilitated, the digestive organs are weakened, and disease, with all its train of evils, is brought on as a result."—*2 Testimonies, 364.*

"The free use of sugar in any form tends to clog the system, and is not infrequently a cause of disease."—*Counsels on Health, 154.*

"The liability to take disease is increased tenfold by meat eating."—*2 Testimonies, 64.*

"Rich and complicated mixtures of food are health destroying. Highly seasoned meats and rich pastry are wearing out the digestive organs."—*Letter, November 5, 1896.*

"Drugging should be forever abandoned; for while it does not cure any malady, it enfeebles the system, making it more susceptible to disease."—*5 Testimonies, 311.*

"A neglect of cleanliness will induce disease."—*How to Live, Chapter 4, 61.*

"Rooms that are not exposed to light and air become damp . . . Various diseases have been brought on by sleeping in these rooms."—*How to Live*, 243.

"Dwellings, if possible, should be built upon high and dry ground. If a house be built where water settles around it, remaining for a time and then drying away, a poisonous miasma arises, and fever and ague, sore throat, lung diseases, and fevers will be the result."—*How to Live*, 246.

"If the clothing worn is not often washed, it becomes filthy with impurities which are thrown off from the body by sensible and insensible perspiration . . . The pores of the skin absorb again the waste matter thrown off."—*How to Live*, 242.

"When we do all we can on our part to have health, then may we expect that blessed results will follow, and we can ask God in faith to bless our efforts for the preservation of health."—*How to Live*, 246.

Section O

Principles of Health

Part 2

Maintaining Health

What are the basic principles of right living, to ensure the best health you can have with the limitations imposed by the body you have?

Here are 120 principles of healthful living. Many more could be mentioned:

BASIC PRINCIPLES OF HEALTH

- 1 - Regularity in meals. Do not eat them early or late, but maintain a regular schedule. Your stomach is used to eating at certain times each day.
- 2 - Moderation. Only eat as much as you need. Never overeat. Only eat to satisfy hunger, and then stop.
- 3 - Take small bites. Only put a small amount in your mouth at a time. You will chew and salivate it better, and tend to eat less at that meal.
- 4 - Relax and eat slowly. If you are too rushed to eat, then do not eat. Do not be hurried, anxious, worried, fatigued, or angry.
- 5 - Chew your food well. You will derive far more energy out of less food, if you do this.
- 6 - Do not eat too many things at a meal. Three or four items (plus a little salt, oil, etc.) are all you need.
- 7 - Avoid complicated mixtures. Say no to the gravies, vegetable loaves, gluten foods, and all the rest. Keep your meal simple.
- 8 - Avoid peculiar additives, such as vinegar, monosodium glutamate, etc., which only upset your stomach and slow digestion.

- 9 - Vary your diet from meal to meal. If you ate oatmeal this morning, try rye or wheat tomorrow.
- 10 - The food should be palatable. But if it is good food, this should not be hard to do.
- 11 - Never eat anything prepared in aluminum. Never drink water or juice out of an aluminum container. Alzheimer's is worth avoiding.
- 12 - Aside from fresh, raw, juices or the green drink, drink all your liquids (water) between meals, not with your meals.
- 13 - As a rule, eat your fruits at one meal and vegetables at another. Acid fruits (such as citrus) can be eaten with either.
- 14 - Greens have more compacted vitamins and minerals than other type of food. They only lack vitamin D, which the body can get from sunlight. But they do not have adequate amounts of trace minerals.
- 15 - Nova Scotia dulse and Norwegian kelp (two types of seaweed) are the only rich source of trace minerals.
- 16 - Blackstrap molasses is the only very rich source of iron. It is also a very rich source of choline and inositol, the two B vitamins used in the largest quantities.
- 17 - The best pattern is to rest before the meal, and walk around after it, not vice versa.
-

FRUITS

- 1 - The more natural, the better. Raw fruits and vegetables are better than cooked ones, although some find that a little cooking is necessary. Store-bought canned goods are even less nutritious.
- 2 - Wash the fruit before eating it.
- 3 - Do not eat melons, cantaloupes, and watermelons with other foods; eat them alone.
- 4 - Always soak dried fruit (prunes, apricots, etc.) before eating them.
- 5 - Never eat sulphured fruit. It may be golden in color, but the sulphur is not good inside of you.

VEGETABLES

1 - The best is fresh, raw, vegetable juice, made from carrots, with some beets, and possibly some celery. This is made in a vegetable juicing machine. It is one of the most valuable appliances you can purchase. Use it every day. The juice is best drunk fresh, within a couple minutes of making it. But, when you know you will be away from home that day, make it in the morning and drink it later as part of a sack lunch.

2 - Also good is the "green drink." This is pineapple juice with some greens whizzed in and is made in a food blender.

3 - Some people's digestive systems cannot tolerate a diet of totally raw vegetables. Each must do that which works best for him.

4 - Eat largely of raw vegetables, with possibly some steamed. A good way to cook vegetables is to keep records on the amount of water used and the time it takes to cook the vegetables, so all the water is gone. For example, broccoli can be lightly cooked for 15 minutes or softer in 30. Find how much water is required to do this, and only have a very small amount of water left in the pan at the end of that time.

5 - Never pour off the vegetable water! Make it part of the meal. For this reason, prepare the food so that very little of the water remains (not over an eighth of a cup) when the cooking is finished. Then drink that water during the meal. Other than the cooking water and a glass of fresh juice, drink no other liquids with the meal.

6 - Beets, potatoes, and squash are excellent foods. Cut out the growing eyes of the white potatoes, but otherwise do not peel them! The outer half inch of the white potato is rich in potassium and is the best part.

7 - All the greens are outstanding, but avoid too much spinach; it is higher in oxalic acid. Enjoy broccoli, Brussel sprouts, celery, kale, collards, beet greens, turnip greens, mustard greens, and some lettuce. The deeper the greenness, the more vitamins and minerals it has. (By the way, never eat rhubarb; it is terribly high in oxalic acid which leaches calcium from your bones.)

8 - Fiber is very important in the diet, for the bowels and the arteries. It can protect you from intestinal problems and heart disease. Oat bran is the best, but whole grains and other vegetable and fruit roughage is very helpful.

GRAINS

- 1 - Only eat whole grains. This includes whole-grain cereals and breads. Never eat processed grains, such as white-flour products.
- 2 - If you can eat wheat (many cannot), make zwieback of your bread. Place the slices in the oven and toast them until firm, but not rock-hard. This dextrinizes the starch and renders it more digestible.
- 3 - Avoid toasted wheat germ, for the oils in it will be rancid. Raw wheat germ should be stored in the refrigerator at the health food store and in your own refrigerator, when you arrive home. It should smell very fresh.
- 4 - Oats is one of the best grains. Rye, millet, and buckwheat are also. If you are out on the road and want to have a grain with you which is easily obtained, can be eaten as it is, and is very nourishing, eat Cheerios. Make sure it was recently purchased. Many people are allergic to wheat and products made with wheat.
- 5 - You are better off having a varied grain diet rather than just rice. Yet rice is a very good food. Make sure it is unpolished (brown rice).
- 6 - Chew each bite of grain products very well before swallowing. Digestion of starches begins in the mouth.

NUTS AND SEEDS

- 1 - The nuts and seeds you eat should be fresh. Rancid oil and decaying protein are not good for you.
- 2 - Nuts, seeds, nut butters, seed butters, and peanut butter are very rich in protein and should only be eaten sparingly. Chew these foods very well. This breaks the food down so the amino acids will be better processed by the stomach acid.
- 3 - Most commercial peanut butter has the peanut oil removed, and cheap oils in its place. These oils are generally hydrogenated, and thus even more dangerous. Never use peanut butter which does not have

floating oil on the top and does not smell fresh.

FATS

According to your body's needs, use little or no added oil. But you do need vitamin F (the essential unsaturated fatty acids). The *best* sources are flaxseed oil and wheat germ oil; second-best are sunflower seed oil, soy oil, and corn oil. Never use cottonseed oil. Safflower oil is not as good as some believe.

SWEETENING

1 - For your sweetening, only use fresh fruit, dried fruit, a little honey, or blackstrap molasses.

2 - If you want the best, eat a small amount of blackstrap at the end of your meal. It will fill your sweet tooth, is the richest natural source of iron, and one of the richest in calcium and several important B vitamins.

OTHER NUTRIENTS

1 - Salt. Some say that all the salt you need is in the food, but that may or may not be true. You may need to add a little salt, but do not add very much. The best way is to put no salt in the cooking; then add a slight amount of salt to the food at the table. Pour a little into the palm of your hand and sprinkle it where you want it. In this way you will get the exact small amount you need, and no more.

2 - The type of salt to use: Regular store-bought, free-flowing salt has aluminum in it. If you cannot do better, buy iodized salt at the store (never non-iodized). Better yet, buy a non-free-flowing salt. It will cake somewhat (salt attracts moisture). Even better, use dulse or kelp!

3 - Nova Scotia dulse comes from western Canada. By checking around, you can locate a food source.

This is an outstanding source of trace minerals—including iodine, as well as of common salt (sodium chloride). Eat only enough to satisfy your salt intake needs,—and you will have supplied all your iodine and trace mineral requirements as well. Norwegian kelp is an alternate. California kelp is not as good.

4 - Certain kitchen herbs are helpful; and, when used in small amounts, they can be used to flavor foods. This would include sage, dill, garlic powder, dried parsley, thyme, fennel seed, celery seed, oregano, marjoram, summer savory, basil, rosemary, and ginger.

5 - Cayenne is a very useful medicinal herb; but, if used more than a very little at mealtime, this can lead to pleurisy.

VITAMINS AND MINERALS

Here is a brief introduction to principles concerning the use of vitamins and minerals.

1 - Always take a full vitamin/mineral supplement with every main meal. Buy them from a source you are sure is supplying you with new stock, that has not been on a room temperature shelf for a month or two. Keep the bottle in the refrigerator until it is used.

2 - *Vitamin A*: Unless you are ill and need it right away, use a carotene source, not vitamin A. Because it is an oil-soluble vitamin, over a period of time, you can get too much vitamin A.

3 - *Vitamin B complex*: The complete B complex contains a dozen or so different, related, vitamins. Make sure you are getting them all in your supplement(s). These are water soluble, so you can never get too much of them.

4 - *Vitamin C*: Ascorbic acid by itself is not as useful as many believe. Take a "total C" formula, which also contains bioflavonoids (vitamin P). You will pay a little more, but it is worth it. It is also water soluble, so you cannot take too much. (If you oversaturate on C, the excess will be excreted through the bowels as a brief diarrhea. This will tell you that, just then, you have taken a little more than your body needs. This is what it means to take vitamin C "to bowel tolerance.")

5 - *Vitamin D*: Do not take animal or fish liver oil; it can damage your heart muscle. Instead, go out in the sunlight every so often and you will get enough vitamin D. Vitamin D is oil soluble and is the most dangerous vitamin. It is vital that you have some of this for your bones, but you do not want too much.

6 - *Vitamin E*: Make sure your vitamin E supplement says "tocopherols," not "tocopheryls" which is

synthetic and worthless. Do not rely on a multivitamin supplement for vitamin E. Take vitamin E capsules, either 200 or 400 IU per capsule. Although it is oil soluble, the possibility of overdosing is rare in the extreme.

7 - *Vitamin F*: This is your essential fatty acids, which is best obtained from the flaxseed oil or wheat germ oil, mentioned earlier.

8 - The most important minerals are calcium, potassium, magnesium, iodine, zinc, selenium, and manganese. Avoid phosphorus supplements. Your body always gets all the phosphorus it needs in the food you eat; too much locks with calcium and causes your bones to become weak.

9 - Most people need a calcium supplement. Take half a spoonful of powdered calcium twice or three times a day. Do not use a calcium supplement which has phosphorus in it.

10 - Be careful about iron supplements. They are generally not good for you. Especially avoid them during pregnancy! Use blackstrap instead.

11 - What about the capsules? They are made from animals from the slaughterhouse, generally pigs. If it is a split capsule, open and pour it into a spoon. If it is a sealed capsule, crack it in your mouth and spit out the capsule.

SUMMARY

In summary, some of the best foods for you to eat are these:

1 - Fresh, raw, fruits. You may also wish to make some fresh, raw fruit juice.

2 - Fresh, raw, vegetables and, possibly, some moderately cooked vegetables prepared in a small amount of water, all of which will be used in the meal.

3 - Fresh, raw, vegetable juices made from carrots, beets, and possibly some celery. This drink is outstanding! Green drink (pineapple juice and greens) made in a blender is also good.

4 - Beets, potatoes, and squash are excellent foods. Do not peel white potatoes.

5 - Whole grain cereals or bread toasted in the oven into zwieback. Chew starches extra well.

6 - Add some supplemental fiber to your diet. You will be thankful later that you did. Fiber will help your digestive tract, colon, liver, heart, and blood vessels.

7 - A few fresh nuts and seeds, chewed extra well. Brewer's yeast is another good protein source; so are beans. White potatoes are low in protein, but they are very well-assimilated.

8 - A good vitamin/mineral supplement, vitamin E capsules, calcium, plus other nutrients as needed. Each person will have special needs.

9 - Eat some kelp or dulse each day for iodine and other trace minerals. You do well to use it instead of salt.

10 - Drink pure water, and only between meals.

11 - Should you use milk and/or eggs? Each one will have to decide that for himself. Both are known to frequently be contaminated with disease germs. Yet some need the blood-building properties in these products. It is well-known that more people are allergic to cow's milk or wheat than anything else. It is best if you can work away from using them.

12 - Do not eat very much. Be relaxed and thankful, chew your food well; and, aside from the fresh juices or green drink, drink all your liquids (water) between meals.

THINGS TO AVOID

"Avoid" means do not use at all.

1 - Avoid sugar and sugar foods. This is food which has added corn syrup, glucose, or other sugar additives in it. Many canned and processed foods are sugar foods. Do not eat candy.

2 - Do not use white sugar, granulated sugar, or brown sugar.

3 - Avoid spices and condiments which cause stomach upset and worse. This would include black pepper, white pepper, cinnamon, and mustard.

4 - Avoid grease. Grease remains firm at room temperature, and includes Crisco, butter, margarine, and all meat fat.

- 5 - Avoid hydrogenated oils. An atom of hydrogen has been added to them; so, like grease, they can only be used to coat your arteries and produce fat cells.
- 6 - Do not use fried foods. Anything fried in oil should be avoided. Your life is too important.
- 7 - Avoid rich gravies, pastries, ice cream, and all the other delicacies.
- 8 - Avoid white-flour products: cookies, biscuits, sour bread, bagels, doughnuts, soda crackers, etc. Avoid the glue foods. Along with cheese, these are the sticky, white-flour stuff which is hard on your intestinal tract
- 9 - Avoid processed foods. This includes a wide variety of "food" which you will find in the store.
- 10 - Do not eat cheese. In order to normalize your intestinal flora, you may need a little plain yogurt for a time.
- 11 - Do not eat baker's yeast. This is fresh bread yeast. (Brewer's yeast and torula yeast is all right.)
- 12 - Avoid junk food and no-food. This includes soft drinks, cola drinks, potato chips, corn chips, and all the rest. Do not drink non-caffeinated soft drinks.
- 13 - Do not eat vinegar or foods made with it (pickles and mayonnaise).
- 14 - Never eat meat or fish! They are heavily contaminated with bacteria, parasites, dangerous fat, and uric acid (urine). As soon as they are slain, the flesh begins rotting.
- 15 - Avoid the food additives. You will find them listed on the labels of most all processed foods at the store. They lead to arthritic, cardiac, and cancer problems.
- 16 - Many people are allergic to cow's milk; you may be one of them. Every public health officer knows that meat and milk are the two most contaminated and diseased foods in the country. Eggs rank close behind them. It is best to avoid them also.
- 17 - Do not use caffeine products. This includes chocolate, coffee, China tea (also called black tea), and caffeinated drinks, such as Coca Cola and Pepsi Cola.
- 18 - Do not use nicotine products. Tobacco is responsible for an astonishing number of deaths in our world today. Avoid side smoke; do not be in rooms where people are smoking. Chewing snuff causes cancer of the mouth and throat.
- 19 - Do not drink spiritous liquors: beer, wine, whiskey, or vodka.

20 - Do not use hard (street) drugs.

21 - Avoid medicinal drugs, to whatever extent that you can. Careful living and eating will generally help you avoid having to take them.

22 - Find the foods and other substances you are allergic to, and avoid them. The most common allergenic foods are cow's milk and wheat products.

NON-DIETETIC FACTORS

1 - Obtain fresh air during the day and while sleeping at night. A slight current of air should pass through your sleeping room at night. When you have the opportunity to go outside, breathe deeply of the fresh air. Practice good posture at certain times. Negative ions are important for good health, and they are primarily outside the house.

2 - Sunlight is important. Get a little every day. There is a higher rate of breast cancer in localities where there is less sunlight.

3 - Exercise is important; and, as everybody says, walking outside is the best way to get it. If you are going to do vigorous exercise, warm up first. Do some vigorous walking every day.

4 - Rest is of vital consequence. As you grow older, try to rest a little before preparing the meal. Then, when the meal is over, go outside and walk around a little.

5 - Do not do heavy reading or study just before bedtime, or your brain will be congested and it will be harder to go to sleep. Instead, go outside and walk around in the cool night air, breathing deeply. You will more easily drop right off to sleep.

6 - Maintain a cheerful, sunny, thankful, contented attitude. This is a powerful health-building recipe.

7 - Trust in God; He is the only One who can help you through the problems and trials of life.

8 - You need periods of rest and relaxation every so often. Purposive living, when the objective is to help others, is powerful for good—and excellent for your health. But do not overwork.

9 - Cleanliness is important. Keep your yard clean, your house clean, your clothes clean, and your body

clean. Wash the outside with water (take a shower every day), and wash the inside by drinking enough liquids. At certain times, take an enema or colonic when needed, especially when you are sick. Showers are generally better than tub baths; they are quicker and more sanitary.

10 - Do not wear belts, corsets, garters. The clothes should be supported from the shoulders, not at the waist. Men should wear suspenders as part of the way to avoid later prostate problems.

11 - The right exercise of the will is crucial. You are well, you become well, you resist disease, you choose not the wrong, and choose to do the right—through the power of the will, strengthened by firm reliance on God and obedience to His Written Word.

12 - As much as possible, live on a scheduled routine. In this way, you will get your meals, water, rest, exercise, and fresh air. You will have time to eat, to think, and make right decisions. Maintaining regular hours is a great benefit to health. Avoid staying up late at night! Use your will and go to bed when you are supposed to.

13 - Avoid chilling or overheating. Avoid drafts. The danger is in chilling or overheating the blood; either can cause trouble. Dress properly; keep the limbs covered. They should be as warm as the trunk.

14 - Fast occasionally. Skip a meal and just drink fruit or vegetable juice instead. If you are in good health, you can carry on your work on a lighter load till the next meal. If you are frail, go to bed and rest. This will do you wonders in rebuilding and strengthening your body, so you will avoid later development of chronic and degenerative diseases.

15 - Keep your blood circulation equalized. Do not chill the extremities. Do not overeat or eat wrong foods. Maintain moderate exercise. Do what it takes to live right, and you will be richly rewarded.

16 - Avoid anger, fear, worry, and enervation. An excellent way to ruin yourself is by indulging in excess sex or forbidden sex. Happiness comes through self-control, not indulgence.

17 - Never overdo your immune system. It protects you, only as you do not make it work too hard in the process.

18 - Do not overwork one body part more than the others. Many occupational injuries occur because this rule is violated. Take time to rest, when you are not busily working. Look a little closer at athletes, boxers, and karate experts. They are usually physically damaged in their joints by the time they are 50. This is not necessary. Live well by living moderately. Too much food, too much work, and too much relaxation can each be a problem. Learn to balance it all.

19 - Have a careful attitude. Avoid falls, blows, hazards, and dangerous activities. More quadriplegia occurs from diving into shallow water than any other single cause. Get extra rest when you work near sick people.

20 - Learn the distant early warning signs. What are the first indications that you are headed toward sickness? Find out what they are—for yourself, your loved ones, and your children. When you see trouble coming, get extra rest; retire earlier. Skip a meal or two, go to bed and fast on water and lemon juice.

21 - Automobiles are one of the most dangerous things in Western civilization. Treat them with care; avoid them as much as you can. Aside from gluttony, tobacco, alcohol, and drugs, they can maim or kill you faster than most anything in your environment. If you are trying to live healthfully, they are your primary danger of crippling or premature death. Drive carefully, always a distance from the car in front of you. Also be watchful of any situation in which cars are turning in or out. Twilight times, evenings, and night are the most dangerous.

22 - When able to do so, avoid jet lag and traveling in foreign countries. They have different intestinal bacteria, and you can surely get sick over there.

23 - Avoid loud sounds, such as chain saws and other loud machinery. Wear ear protectors.

24 - Avoid dust, smoke, and chemical vapors.

25 - Move out to the country, if you want the best of health! Away from the noise, the fumes, the rush and turmoil. Out to where there is quietness, peace, fresh air, negative ions, and better sunlight.

26 - Do not live in the lowlands, by a creek. Do not live where it is always damp around the house. Settle in an upper area where it tends to be drier.

27 - Do not have trees close to your house. Do not have your windows covered up with curtains; let the sunlight come through. It purifies every room it enters. Skylight is purifying also, but lesser so.

28 - Vegetable, fruit, berry, and flower gardening is an outstanding way to maintain your health—in several ways. But avoid using chemical fertilizers, insecticides, and other garden chemicals.

29 - Learn how to give water therapy (hydrotherapy) treatments. Learn how to prepare and use simple herbs. Keep a few on hand. As we try to help others, our own health improves.

Section O

Principles of Health

Part 3a

Rebuilding Health

BASIC PRINCIPLES OF HEALING

The basic principles upon which modern medicine is based are twofold: poisoning and cutting. While in training, every physician and nurse is taught that every drug is poisonous. Two primary types of poisons are used: chemical poisoning and radiation poisoning. The other method is cutting. If something is wrong with an organ, instead of letting it heal, cut it out.

In great contrast are the natural healing principles, which work with the body's own efforts to restore health. Here we find rest, generally brief liquid fasts, light meals, enemas, water applications, fresh air, sunshine, avoidance of harmful substances, and trust in divine power.

Here is a clarifying passage which is outstanding in its simplicity and breadth of understanding, written by a pioneer in natural remedies, Ellen White. Paragraph headings have been added to focus the points made:

The solution is to teach the people: "The only hope of better things is in the education of the people in right principles. Let the physicians teach the people that restorative power is not in drugs, but in nature."

The true nature of "disease." It is a cleansing process: "Disease is an effort of nature to free the system from conditions that result from a violation of the laws of health."

What we should do when a person is sick: "In case of sickness, the cause should be ascertained. Unhealthful conditions should be changed, wrong habits corrected. Then nature is to be assisted in her effort to expel impurities and to reestablish right conditions in the system."

Here are the eight natural remedies: "Pure air, sunlight, abstemiousness, rest, exercise, proper diet, the use of water, trust in divine power,—these are the true remedies."

Everyone should be taught how to use these remedies: "Every person should have a knowledge of nature's remedial agencies and how to apply them. It is essential both to understand the principles involved in the treatment of the sick and to have a practical training that will enable one rightly to use this knowledge."

The use of natural remedies requires thought and work, but is well worth it: "The use of natural remedies requires an amount of care and effort that many are not willing to give. Nature's process of healing and upbuilding is gradual, and to the impatient it seems slow . . . But in the end it will be found that nature, untrammelled, does her work wisely and well. Those who persevere in obedience to her laws will reap the reward in health of body and health of mind."

Prevention is better than treatment: "Too little attention is generally given to the preservation of health. It is far better to prevent disease than to know how to treat it when contracted."

There are important laws of life which govern every part of our bodies, our diet, and our behavior: "It is the duty of every person, for his own sake, and for the sake of humanity, to inform himself in regard to the laws of life and conscientiously to obey them."

We need to learn about these laws and how they govern the parts (anatomy) and function (physiology) of our bodies: "All need to become acquainted with that most wonderful of all organisms, the human body. They should understand the functions of the various organs and the dependence of one upon another for the healthy action of all. They should study the influence of the mind upon the body, and of the body upon the mind, and the laws by which they are governed."

Health is not the result of chance, but of obedience to law: "We cannot be too often reminded that health does not depend on chance. It is a result of obedience to law."

Athletes understand this principle better than many of others: "This is recognized by the contestants in athletic games and trials of strength. These men make the most careful preparation. They submit to thorough training and strict discipline. Every physical habit is carefully regulated. They know that neglect, excess, or carelessness, which weakens or cripples any organ or function of the body, would ensure defeat."

Failure to understand and practice these principles, and obey these laws of nature,—can have effects which reach far into the future: "How much more important is such carefulness to ensure success in the conflict of life. It is not mimic battles in which we are engaged. We are waging a warfare upon which hang eternal results. We have unseen enemies to meet. Evil angels are striving for the dominion of every human being."

When we weaken our health, we weaken our mental and moral powers: "Whatever injures the health, not only lessens physical vigor, but tends to weaken the mental and moral powers. Indulgence in any unhealthful practice makes it more difficult for one to discriminate between right and wrong, and hence

more difficult to resist evil. It increases the danger of failure and defeat."

Everyone can be a winner, if he will determine to control himself and practice right principles: "They which run in a race run all, but one receiveth the prize.' (1 Corinthians 9:24). In the warfare in which we are engaged, all may win who will discipline themselves by obedience to right principles. The practice of these principles in the details of life is too often looked upon as unimportant—a matter too trivial to demand attention. But in view of the issues at stake, nothing with which we have to do is small. Every act casts its weight into the scale that determines life's victory or defeat. The scripture bids us, 'So run, that ye may obtain.' "

If we would have success, we must obey the law of God: "The foundation of all enduring reform is the law of God. We are to present in clear, distinct lines the need of obeying this law. Its principles must be kept before the people. They [the moral law of Ten Commandments and the physical laws of nature] are as everlasting and inexorable as God Himself. One of the most deplorable effects of the original apostasy was the loss of man's power of self-control. Only as this power is regained, can there be real progress."

The mind must control the body, or the mind will lose control of itself: "The body is the only medium through which the mind and the soul are developed for the upbuilding of character. Hence it is that the adversary of souls directs his temptations to the enfeebling and degrading of the physical powers. His success here means the surrender to evil of the whole being. The tendencies of our physical nature, unless under the dominion of a higher power, will surely work ruin and death."

The power of the will must be exercised to bring both body and mind under the control of God: "The body is to be brought into subjection. The higher powers of the being are to rule. The passions are to be controlled by the will, which is itself to be under the control of God. The kingly power of reason, sanctified by divine grace, is to bear sway in our lives."

We must urge upon men and women the vital importance of self-mastery, in controlling the appetites and passions, and keeping the body in good health: "The requirements of God must be brought home to the conscience. Men and women must be awakened to the duty of self-mastery, the need of purity, freedom from every depraving appetite and defiling habit. They need to be impressed with the fact that all their powers of mind and body are the gift of God, and are to be preserved in the best possible condition for His service."

Only in the enabling strength of Christ can this be done: "Apart from divine power, no genuine reform can be effected. Human barriers against natural and cultivated tendencies are but as the sandbank against the torrent. Not until the life of Christ becomes a vitalizing power in our lives can we resist the temptations that assail us from within and without."

Each of us can have strength to bring our appetites and passions under control: "Christ came to this world and lived the law of God, that man might have perfect mastery over the natural inclinations which

corrupt the soul. The Physician of soul and body, He gives victory over warring lusts. He has provided every facility, that man may possess completeness of character."

A surrendered life makes obedience a delight, not a drudgery: "When one surrenders to Christ, the mind is brought under the control of the law; but it is the royal law which proclaims liberty to every captive. By becoming one with Christ, man is made free. Subjection to the will of Christ means restoration to perfect manhood."

Obedience to God is freedom to be happy: "Obedience to God is liberty from the thralldom of sin, deliverance from human passion and impulse. Man may stand conqueror of himself, conqueror of his own inclinations, conqueror of principalities and powers, and of `the rulers of the darkness of this world,' and of `spiritual wickedness in high places.' "

The above quotations were taken from *Ministry of Healing*, pages 127 to 131, by Ellen White. The book was first published in 1905, yet the health and healing principles in it are needed as much today as then. (Single copies of *Ministry of Healing* may be obtained from Harvestime Books, for \$3.00 a copy, postpaid in the U.S. See [order sheet](#).)

RECOVERY FROM DISEASE

Introduction: You will find, scattered throughout this present volume, the J.H. Kellogg, M.D., formulas for natural healing. Each one is identified as such in the indexes, so you can easily locate them. They deal primarily with water treatments. In addition, John Kellogg also used a variety of other natural remedies.

Another major figure in the natural healing movement was John H. Tilden, M.D. (1866-1940). He was a pioneer in natural remedies; and, along with Trall, Jackson, White, and Kellogg, he made immense strides in providing us today with a systematic regimen for natural healing.

Dr. Tilden had a medical practice in Denver, Colorado, where he operated a 200-bed natural healing hospital; and, on the premises, he conducted the Tilden Health School. For over 25 years, he published a monthly magazine which did not close down until a year before his death at the age of 90, in 1940.

From his writings, and from those of others who have used his methods, the following information has been gathered.

These principles, which are little understood by many in our time, should be taught to every grade

school student. A special required two-semester class should be taught in every high school in the land!

The principles you will learn here, if followed, can help you and your loved ones for the rest of your lives. That is how important they are!

Here is a brief summary overview of the Tilden method of natural healing:

Importance of proper care and diet: Flowers, fruits, and vegetables, which are grown in good soil will always be superior to those grown on depleted soils. Every experienced farmer knows that proper nourishment of livestock and crops is vital to good production. People who raise show dogs are very careful to give them balanced nutriment, supplemented by significant amounts of vitamins and minerals.

Yet basic scientific knowledge of human nutrition is almost completely ignored in the everyday feeding of children, as well as the diet of teenagers and adults.

Good health can be built, and disease prevented, by eating right and taking proper care of the body. The mind will be vigorous and achieve its greatest development when the body is well.

The body's self-healing mechanism: It is a remarkable fact that, with the help of God, the body can heal itself. It is normal for a person to be well, eat the right food in the proper amount, and have the energy to work hard. The body has built-in ways to process the food into the needed energy.

But when that individual becomes ill, the body also has built-in ways to produce healing. (We say "built-in," yet this is not entirely correct. It is only the power of God which can make us well and keep us well. Indeed, it is God who not only made us but also the good natural food we so much need!)

The human system is subject to wear and tear; but, when disease strikes, the regular functions are temporarily set aside and the body goes to work to regenerate itself. Instead of using energy for food digestion and muscular activity, it switches over to cleansing, repair, and rebuilding.

When a person becomes sick, his organs have become weary and overloaded with toxins. The word, "Dis-ease," is what the word says: The body is no longer at ease. Disease is actually an effort of nature to cleanse the body of the toxins; let the body rest awhile, and rebuild the organs. Disease is meant to be a friend, not an enemy.

It is at this time that we must help the body cleanse the system of impurities and restore itself to health.

When the sick person rests in bed, while receiving only a *minimum* of the most nourishing, most digestible food, his body turns its attention to carrying on the healing process. Results can be amazing. What the sick need is pure air, wholesome food, gentle help by attendants, rest, and pure water.

The medical route: But, before explaining how that is done, let me answer a question you may have at this point: How is the method used by the medical association different? Rather than cleanse the system of impurities, it tends to do just the opposite: Chemicals, known to be poisonous, are placed into the body. Yet the body seems to get well! What has happened here?

The body has, as it were, shut down or reduced all extra functions so the healing can take place. You feel weak, you cannot handle much food, you want to lay in bed and rest your mind and body. The healing function is in progress, and it needs help in order to succeed.

But, instead, a poisonous drug is introduced into the body. Immediately, the body is aroused. "Hey, I must stop the natural healing process—*and fight that poison!*"

Everything is now changed. The sickness may apparently end or you may get sicker some other way. Perhaps surgery will be the next step.

But true healing did not take place. Additional poisons are now in the body, which will only weaken it for years to come. They can be very tenacious and are frequently lodged in the body, to bring you grief at a later time.

Let us now return to the natural method of bringing about the healing process. If the condition is serious, we do well to begin with a liquid fast, followed by a juice diet, and then by light meals. We will discuss all of these in this chapter. If the situation is not too serious, we may begin with a light juice diet. Let us first consider that:

The Juice Diet: Wholesome food for the person who is impaired in health consists of fresh, raw, fruit juices and fresh, raw, vegetable juices. This is a juice diet.

Three or four times a day, a glass of fresh, raw, juice is given. It may be fruit juice or it may be vegetable juice. Sometimes it may be a fruit-vegetable juice.

The best fruits are citrus or pineapple. The best vegetables are carrots, beets, and/or celery. These are "salad vegetables." The best fruit-vegetable combination juice is carrot and apple.

When a person is distressed physically, mentally, or emotionally, this juice diet will bring him back to normal far better than the taking of drugs.

The ordinary staples, such as nuts, bread, cereals, etc., are set aside for a period of a few days to a few weeks (depending on the nature and severity of the condition).

Sometimes, a longer cleansing program is needed and a *rotation diet* is maintained for a time: (1) This may involve several days of liquid fasting, followed by several days of juice diet; back and forth. (2) It may be several days of liquid fasting, followed by 1-3 days of light meals. (3) Or it may be several days

of juice diet, followed by light food for 1-3 days, followed by a liquid diet again.

It is obvious that thoughtful attention must be given to the matter at each step. When in doubt, pray and proceed carefully.

Such a program enables the body to cleanse itself of retained wastes instead of allowing those wastes to remain and cause the organs to deteriorate. When drugs are introduced, this only accelerates the deterioration process! Too much unnecessary food clogs the system; eating and drinking junk food, colas, smoking cigarettes, and drinking liquor only adds to the eventual misery. Taking pills and drugs to reduce the stomach trouble, headaches, sleeplessness, and minor ailments which result—does not help the situation. Disaster is sure to result.

Before excessive medication and drastic surgery are considered, it is generally better that a rest and juice diet cure be tried for several weeks.

A person who is ill needs blood cleansing and tissue cleansing. This is done by means of rest and fresh, raw, fruit and vegetable juices. Sick people frequently have little or no appetite. This is normal! Work with nature instead of against it.

At such times, we should not use force-feeding by intravenous methods. Such desperate measures do the sick more harm than good. It is true that, at times, the physician must make use of intravenous nourishment—but this is primarily in cases of coma, insulin-shock, or accidental loss of blood. (A similar mistake is made when post-operative cases are fed the same foods that, in a measure, made them sick in the first place. Faulty food is a basic cause of the chronic diseases. Faulty food affects the digestive structures by irritation, inflammation, ulceration, and neoplastic changes, as well as the entire biochemistry of the body.)

We should, instead, let those who are sick rest and get well. Here is how this is done:

Every home should own a food liquefier and juice extractor. A food blender is good when you are in health, but an electric juicer (juicing machine) is needed both in times of health and illness. A glass of freshly made raw carrot, beet, or celery juice will help the well remain well and the sick get well. This is not fruit and vegetable pulp, but juice.

In some hospitals, fruit juices are given in addition to the regular menus of the day. This cannot work. An individual who suffers from an inflammatory disease process, such as hypertension, bronchial asthma, arthritis, nephritis, or endocarditis can be helped in a really curative manner only when systematically treated by means of raw fruit and raw vegetable salad juices. They provide an ideal combination of staple food to meet the needs of the sick, so they can regain their health.

Lemon-water fasting: We have looked at the fruit and vegetable juice diet. But there is also the fast. A "[*healing crisis*](#)" (which see) often occurs at some point in an illness. If the person is experiencing an

infection, a healing crisis generally occurs near the beginning of the sickness while there is a fever, etc. In most cases, a fast should be given during this fever and/or during the healing crisis.

This fast generally consists of water with lemon juice or grapefruit juice, unsweetened, taken by the sick person as often as it can be enjoyed without forcing.

This is a water-lemon fast. It is not a strict water-only fast, which is not as beneficial. Remember that: A water-only fast is generally not the best.

In some cases, it is well to have the fast continue for one to three or more days. This is especially needed during the healing crisis (which is usually about three days duration, but sometimes as long as seven).

At other times, it is best to alternate between fasting and a juice diet, rotating between a day or two on water and lemon juice fast, a day or two on juices, then back to the water and lemon juice.

Sometimes it is best to give only juices for several days. But, at times, it is best to alternate between a juice diet for a day or two, followed by light meals for a day or two.

As a general rule, it is best not to give light meals until after the primary symptoms (fever, etc.) are past, the crisis is over, and the person is ready to start recuperation.

Fasting provides physiological rest for the organism. It provides the body with its best chance for throwing off the retained impurities plaguing the body cells. Organs and structures throughout the system are able to regain, as much as is possible, their former strength. No chemical, cutting, or radiation can provide that healing; only the body's own resources can do it. —And the body will try to do it, if permitted! Work with the body, not against it.

Nature is a wonderful healer and physician. Soon after an individual is put on a fast, the system begins to oxidize (burn up) materials from the tissues of the body. These are used for basic life functions (basal metabolism) while the healing continues.

Obviously, fasting must be used thoughtfully and skillfully. It is not a stereotyped method, to be applied equally to all. One individual may be able to fast with complete comfort while another may become very distressed on one fast—and perhaps not on another. A person who is mildly ill will actually feel better on the fast. But one who is quite sick, or has some organs in poor shape, may feel worse during a first attempt at fasting.

A person who is normally very thin, may not be able to fast as long as a person who has average or excess weight. If it is a chronic condition, requiring longer fasts, he may need a three-day fast, alternated with three days on light fruit meals or light meals (both are described below).

Fasting alternated with light fruit meals: A variation which works quite well is to alternate a fast with

light fruit meals. The light feeding consists of fresh, raw, fruits—mostly oranges, grapefruit, pineapple, and their juices while the fasting consists of water and lemon juice only. The fast on lemon juice and water gives the whole organism the most effective opportunity to cleanse itself of its accumulated and retained wastes.

But this fasting cannot go on too many days, without the possibility of organic or functional damage. Fasting (living on water and lemon juice) is low-level starvation. So one must be careful and not overdo it.

Do not overdo it! Think, pray, and ask God to help you know what to do next. When in doubt, you may need to move him from a fast to a juice diet for a meal or two. Perhaps a light meal is needed before returning to the fast. Thoughtful desecration is needed.

During the fasting process, the body consumes some of its stored chemicals, including calcium, iron, phosphorus, and various other tissue components. The one who is fasting is very weak, even while lying comfortably in a warm bed. He may get severe palpitations of the heart when he tries to sit up or walk to the bathroom. While on a fast, he needs an experienced helper, nurse, or physician. He needs to be observed very carefully. The fast must only be carried to the point where he can take it with psychological comfort.

When in doubt, put him back on additional nourishment. This may be a light fruit meal; it may be best to put him on the juice diet of fresh, raw, fruit and vegetable juices. Or he may need a light meal (described below).

If he is in the midst of a healing crisis which frequently does not require more than 1-3 days before the fever breaks, it is best to keep him on the water-lemon juice fast, with possible rotation back and forth to fruit and vegetable juice. Remember, if he can remain on the water-lemon fast during the crisis, he will recover more quickly. But you must watch him, and do what is best in the situation.

But if the crisis is extended longer than three days, you may need to give him a meal of rotational juice or food.

Extra warmth: While the person is fasting, he needs extra warmth. The extremities (the feet and hands) generally get cold during the fasting period. It is therefore necessary to apply one or two electric pads, or an electric blanket, day and night in order to keep him comfortably warm.

Although important, this is often not done, even in the hospitals.

The avenues of elimination: At this juncture, we should consider another aspect of physiology. The body is constantly producing wastes. It tries to throw them off through the "*organs of elimination,*" which are primarily these: the bowels, the kidneys, the lungs, the skin, and spitting.

If too much waste is produced (because of overeating, wrong eating, overwork, and a lack of rest, exercise, and fresh air), then the body becomes overburdened, and sickness and organic breakdown occur.

During natural healing, the system goes into high gear in its efforts to eliminate these poisons. It must be aided in its efforts.

We must "*open all the organs of elimination*"; that is, we must help the body throw off toxins through the four avenues by which it can do it:

The bowels - Daily enemas or colonics must be given.

The kidneys - The sick person must be given an abundance of fluids to drink. (This also helps the other avenues of elimination function better.)

The lungs - There must always be a current of fresh air in the bedroom of the sick person.

The skin - Daily baths must be given.

To the above four, we can add a fifth. This is spitting. Both the blood and lymphatic system carry waste away from the cells to the organs of elimination. The lymphatic system empties part of its load, through the right thoracic duct, into the back of the mouth, so the phlegm can be spit out. Try to do this rather than swallowing it. At a time when your body is trying so hard to cleanse itself, do not endlessly recycle phlegm!

And we can add a sixth: cell and tissue cleansing. Like the other five, drinking plenty of water and juices helps here also.

Water is the best way to cleanse the system of impurities. Apply it internally, by drinking water, diluted fruit juices, and raw fruit and vegetable juices. Apply it externally in baths and water treatments.

Drinking fluids to cleanse: In order to cleanse the blood and lymph of impurities, one has to drink fluids. This consists of water-lemon fasts or fresh fruit or vegetable juices;—never a water fast alone. Keep in mind that water alone does not cleanse as well when it is not accompanied by juice. The vitamins and minerals in the juices aid directly in the cleansing and rebuilding process.

Enemas and colonics to cleanse: During a fasting period, two daily enemas (or colonics) should be given. (Instructions on how to make a colonic apparatus are given in the back of the author's book, *The Water Therapy Manual*. See [order sheet](#).) Each enema or colonic consists of plain water mixed with the juice of a lemon. Up to 3 pints should be given to the person as a matter of routine—while he is fasting.

At any other time in the healing process that he is not having proper bowel movements, he should also be given enemas or colonics. This is important. But never put soap suds in the water! You may wash the skin with soap, but do not put it in the body. Remember the basic rule: Never place poisons in the body.

Medical knowledge has it that a person does not need a bowel movement when he is not eating. Yet this is not true. During the healing process, toxic substances are being drawn from the tissues. They need to be eliminated from the body, and this cannot be fully done by the kidneys, lungs, and bathing.

(In the disease sections of this encyclopedia, various herbal enemas will be mentioned. They can be used in place of the water-lemon juice enema formula. An enema, with added catnip tea, works well for children.)

Wastes accumulated in the colon must be washed out once, twice, or even three times a day. During a fast, enemas or colonics must be used for this purpose. If this is not done, wastes are absorbed into the blood stream and carried throughout the body.

Baths to cleanse: If the person is in the healing crisis, give him a sponge bath once or twice a day while he is in bed. If he is able to do so, give him a couple showers or a tub bath each day. However, tub baths are often too taxing and may cause fainting or weakening of the one who is quite ill.

As a rule, water placed on the skin enables the skin to throw off more poisons than it would otherwise do. Yet water on the skin also has other uses:

- If a person is in a fever, you will need to cool his body with sponging or other methods.
- If he has an inflammatory condition, you will want to apply one or more water treatments.

Light exercises: When a sick person is in bed, he is obtaining the extra rest he so much needs. But a little movement is also required from time to time, to help his lymphatic elimination. The lymph only moves by muscular activity.

Encourage him to move lightly every so often. This may be simply a matter of shifting and flexing the arms and legs. If the person is on a lengthy program of overcoming a chronic disorder, he needs to be taught to regularly extend, flex, and rotate each muscle every so often. This includes the arms, hands, legs, feet, abdomen, shoulders, and neck. Although this may seem complicated, it is not. It is just a matter of some simple body movements. He may do this while laying down or sitting on the edge of the bed.

Summary to this point: Let us summarize the typical regimen.

- *Water-lemon fast*—First comes the fast of water and lemon juice, with no sweetening.

Continue this until the fever crisis (typically 1-3 days) is past. Give him *as much* water-lemon as he wants, *as often* as he wants it.

- *Rotation fast-juice*—If the need for a fast is longer, you may find it best to alternate it with a juice diet of fresh fruit and vegetable juices; perhaps a glass of fresh juice once a day.

- *Rotation fast-light meal*—If the fast is unusually long, as in the case of very chronic diseases, you may alternate it with light meals; perhaps fasting for 3 days, followed by light meals for 3 days.

Always give 1-2 enemas or colonics every day when fasting.

- *Juice diet*—Then comes the juice diet. If the illness is not severe, you may omit the fast and only place him on the juice diet.

Three or four times a day, a glass of fresh, raw, juice is given. It may be fruit juice or it may be vegetable juice. Or it may be a fruit-vegetable juice.

- *Light meals*—Next comes some solid food. Let us consider that next:

Light meals: Sometimes a light meal is given alternately with a juice diet (a day of one, followed by a day of the other, etc.)

But, when the crisis from a fever or other inflammatory illness is past, a light diet should be started. The person is now recuperating. Healing is still going on, but he definitely "is on the mend." Or perhaps he is recovering from severe arthritis, will continue receiving care for an extended period, and needs to eat light meals alternated with a juice diet.

Such foods should include some solid fruits, raw rather than cooked; raw vegetables in the form of a salad once a day; and steamed vegetables once a day. A protein food once a day may be included.

The kind of protein food will depend on the type of ailment, the age of the person, his weight, and other factors. For example, one who has hardening of the arteries should necessarily be fed a lighter protein diet than one who is suffering from a milder problem.

No meat should be given to the person who is cleansing or recovering! No junk food! No processed, white-flour, fried, greasy food! No caffeine, tobacco, alcohol, or hard drugs! And, if at all possible, no medicinal drugs! And, after he is well again, he does well not to return to such things.

It is true that eggs have blood-building properties (cf. *Counsels on Diet and Foods*, by Ellen White). Yet eggs, if used at all, must be used judiciously. People with a tendency to malignancy or actual

malignancies must not be given any eggs. Those with skin diseases cannot handle eggs. Eggs have a sulphur-containing protein, so they cannot be given to anyone with a degenerative disease.

Meat contains a variety of substances which weaken and infect the body.

Milk has its own dangers, including contamination. Every public health officer knows that meat and milk are two of the most dangerous foods.

Yet for those who feel they need milk, it is more easily handled by those convalescing from chronic diseases than by those who are very ill. However, the very chronic types of inflammatory diseases, such as arthritis, bronchitis, and sinusitis, react unfavorably to milk and milk products.

Starchy foods and sweet foods are handled much better by the chronically sick than are protein foods. The invalid needs first to have been prepared for a mixed (building-up) diet by having undergone an initial fast, followed by a juice diet. Then he will be able to properly digest starches and sugars to gradually gain body weight and energy.

What are the most easily digested starches? Two are baked potatoes and steamed brown rice. But they must be prepared without salt, butter, oil, or grease. The third is toasted bread, ideally zwieback. Zwieback ("twice-toasted" in German) is made by taking whole-grain bread; and, after it has been baked, toasting the slices in the oven until it is firm throughout. (A toaster does not do this as well.) This helps dextrinize the starch and render it more digestible. The heat converts the starch into intermediate dextrines.

The light diet includes a mixture of starchy foods and raw fruits, along with the raw vegetable juices, raw fruit juices, some palatable salads, and those raw vegetables which can be palatably chewed and enjoyed. A certain amount of fat (in the form of unhydrogenated vegetable oil) can be added to the starchy foods to make them more palatable; but this must be added, not to the cooking, but to the food on the plate as it is served.

Thousands could be helped who would follow this healing procedure of water-lemon fasting; fresh, raw, fruit and vegetable juice fasting; and the above light meals for a time.

Someone may ask, exactly how many days on this and on that? Each case may be different. Yet if you will pray for help, think, watch, and be ready to make a changeover to a different diet when the need arises, you can have success.

Pointers to keep in mind: Fasting removes cellular wastes from the skin and mucous membranes. A sufferer from the irritation and inflammation of hay fever or asthma can get great relief by a properly managed fast of 7-10 days, followed by a correct diet. (But it may require a month for the wheezing to stop and 4-6 months on this careful program for the problem to be overcome.) A deep-seated disorder, such as arthritis or inflammation of the joints, may require a longer period of fasting for relief.

Individuals with poor kidney elimination may be troubled by mild or severe symptoms of uremic poisoning during a stringent fast, because urinary wastes thrown off by the tissues are more poisonous than bowel wastes. They may irritate the kidneys or bladder. Adding colonic irrigation to the water-lemon juice intake, helps eliminate those toxins more rapidly.

It is remarkable what can be done. In the hands of a person skilled in caring for people, using these methods and obtaining the full cooperation of their patients, here are some of the things which have repeatedly been done:

- Placed on a natural healing program, a drug taker can generally stop his medicines and tobacco/alcohol users can be released from those addictions. After several days of fasting, the tobacco user loses his taste for the tobacco and the coffee drinker loses the craving for caffeine. The alcoholic can lose the craving more quickly and thoroughly by means of fasting than in any other way.
- Skin ailments of prolonged duration, such as psoriasis and other forms of eczema, have responded very well to fasting methods.
- Bronchial asthma in individuals who had been sick for over a decade, were cured by a few fasting periods, alternated with a properly chosen diet.
- The chronic disease complex, called arthritis, even when many joints are immobilized and deformed, responds well to the fasting method.
- Skin ailments of prolonged duration, such as psoriasis and other forms of eczema, have responded well to the fasting method with very good results.
- The younger the person, the quicker the healing occurs.
- There are some conditions which, through long years of abuse, are entrenched. They may require many months of care, sometimes a year. Yet any other approach would require many years of treatment with drugs, as the condition keeps getting worse.
- In some cases, diabetes mellitus requires some insulin during the fast, especially for juvenile diabetics. Short fasting periods are safer and more effective for such people. But, in most other cases, medicinal drugs are not needed on a fast.
- If a child has a cold, he should be placed on a short fast; he should not be given food "to feed the cold to death."
- Children would never have dangerous complications, such as mastoid infections or

middle-ear diseases, if they were quickly placed on a short fast to stop the infection at its inception.

- Raw vegetable salads can be given, in extracted juice form, to a stomach-ulcer case. This works quite well.
- In the late stages, the fight to control cancer is difficult. The one with cancer has much to gain by body-cleansing treatments which include fasting. Early stages of the disease are marked by fatigue, weakness, and skin eruptions such as eczema and warts.
- In the late stages of cancer, the body actually shrinks. It loses weight, despite the jellos, puddings, meat, gravy, and canned fruit given to the patient in the hospitals. The cancer sufferer may lose 100-150 pounds. This occurs because the body cannot regenerate itself on ordinary food.
- If those individuals were, every day, fed 3-4 glasses of raw vegetable juice and also freshly made fruit juice, their bodies would not suffer from starvation and cachexia.

The extent of the malnutrition is so serious that, in very late stages, spontaneous fractures of various bones occur. This could have been prevented by feeding several glasses of raw vegetable juice every day.

The post-recovery diet: What should I eat after I am well again? Read the section, [*Maintaining Health*](#). If you are really serious about keeping well—and not slipping back into a diseased state—then your future can be much brighter.

Fasting, as a method of *preventing* disease, should not be ignored. It is as important for people in good health as it is for those who have succumbed to, or been overwhelmed by, disease.

Once or twice a year, an adequately managed fast of 3-10 days can do wonders for the man or woman who has reached the age of 35 or 40. Because your body is not as filled with morbid wastes, you will feel more comfortable while on the fast than will a person who is sick.

Fasting once or twice a year is a powerful tool to help the body cleanse itself of accumulated wastes. Fatigue, constipation, premature aging, and sclerotic changes of the arteries, nerves, and heart could be prevented by occasional fasting periods, followed by correct dietary programs. Everyone over 35 should do this.

But if you are very thin, it is best to have not more than 3 fasts a year, with only 3 days on each fast. Some individuals do best by skipping only a single meal and going to bed during that time.

If properly done, tumors, in their early degenerative condition, may be reabsorbed by bodily

reconstructive changes; chronic ear, nose, and throat conditions can be cleared up.

Remember to always take enemas during a fast. Follow the instructions given elsewhere.

SIX TILDEN FORMULAS

We are here dealing with a subject which is not commonplace to many people. All that some know is drugging, tubes, and surgery. So it would be well to amplify on the above Tilden principles by giving several examples of how he used them in giving his treatments. (Cross references to these examples are in the main disease sections of this encyclopedia.)

COMMON COLD

Put the person, whether an adult or young child, to bed right away. Do not feed a cold. Give an enema. Purgative or laxative may take as long as 10 hours before the cleansing effects occur, but an enema will do it in just 10 minutes. During that 10 hours, much toxic absorption from the bowels into the bloodstream can take place.

Follow the enema with a heat application of one or two heating pads or an electric blanket, to warm up the body parts which are chilled. Cold feet and hands are often found in people with a "head cold." They need to be warmed up quickly. This removes excessive amounts of blood from the congested head and chest areas. Turn the heat down only to the degree that the limbs become warmed.

Give him some fruit juice with water (half a grapefruit in half a glass of cold water or juice of half a lemon in half a glass of cold or hot water, unsweetened). Do not give food, milk, coffee, regular tea, etc. The body cannot properly digest even good food, much less junk food, while fighting an infectious inflammation. One to 3 days on lemon juice and/or grapefruit juice and water is quite safe.

Give only fruit juice and water until the nose has ceased to discharge watery or thick material. Keep him in bed and quiet.

If a headache is present, place a cold moist towel or icebag on the forehead or on top of the head. When the headache is caused by congestion and nerve strain, it will clear up quickly without any medicines if the person is allowed to rest quietly in bed, even if he cannot sleep.

Convalescing from a cold requires one week, possibly two, to properly build up strength to resist a future cold. Why so long? Because the whole body is being cleaned out. This is, in reality, a wonderful

process. Let it work itself out properly, and your life will be more pleasant, freer from later crippling disease, and you will live longer. If you try to stop the process too early, especially by taking drugs, then the problem has been stifled, not eliminated—and years later more serious diseases will result.

Diet during this recovery period will depend on the person's weight and appetite. It is always safe to give a raw fruit diet for several days: lemonade, sweetened with honey and fresh, raw, fruits for breakfast, dinner, and supper.

After 3 days on a fruit diet, the noon and evening meal may include steamed vegetables and a small raw salad with some almonds or pecans or a baked potato. Chew it well.

By this time, the bowels should be moving normally and enemas are no longer needed. The cold will have been eliminated without the use of drugs.

ASTHMA

Using the Tilden method, the wheezing may be relieved within 4 weeks, but the complete problem will not be eliminated for 2-6 months or more. Asthma tends to be entrenched, and it takes time before it is eliminated.

Breakfast: Juices of two fruits and some solid fruit, for which there is an appetite. The fruit juices are diluted with hot or cold water. A small amount of honey may be added to diluted lemon or orange juice. Asthmatics can eat fresh or stewed fruits, but only in small portions. Cooked fruit must not be sweetened with sugar. Half of the above breakfast is eaten first thing in the morning and the other half in mid-morning.

Lunch: a raw salad is given about noon, as much as he has an appetite for. This salad may be 1/6th of an average head of lettuce, a grated raw carrot, 1/4th of a pear or avocado, some raw celery, and a little orange juice to season it all. No oil or cream dressing. In addition, 2 steamed vegetables (1 green and 1 yellow) may be given instead of bread. No crackers, milk, or cake.

Rest and sleep after this meal, for 2 hours until he is well.

3 or 4 p.m.: Fruit and fruit juice, same as at breakfast.

Supper: An early supper, same as lunch.

No food before bedtime.

No social life, except for a radio by the bed for the first 6 months.

PERNICIOUS ANEMIA

Here is a sample case; remember that the care and diet can vary according to the individual. This person had a good digestive system, did not have a healing crisis, and needed to solve an ongoing problem. So a fuller diet was given to him.

He was given a fresh glass of grapefruit juice first thing in the morning. An hour later, breakfast of fresh, raw, fruits in season. It consisted of 2-3 kinds of fruit, and he was told to eat one kind only every hour. In addition to the fruit, he was also given a glass of freshly made raw vegetable juice consisting of celery (leaves and stalks), beet tops, raw carrot, lettuce and parsley, and some almonds (to be chewed slowly and well), 2 slices of whole-wheat bread and a little vegetable oil on the bread. He was told to eat the nuts and fruit at one time and the bread and some sweeter fruit an hour or two hours after the nuts. Thus his breakfast was divided into 2-3 periods. In his case, he needed to build his blood.

Noon meal: One glass of raw vegetable juice (same as for breakfast); raw salad materials to chew; 2 green, average-portion, slightly steamed vegetables, lentils, and a few almonds (to be chewed well).

Mid-afternoon: Glass of freshly made orange juice and glass of raw vegetable juice.

Evening meal: some almonds (chewed slowly and well), raw green salad (lettuce, cucumber, celery), 2 servings of steamed vegetables (1 yellow and 1 green), and raw fruit for dessert.

No drugs of any kind, liver, or liver extract were given. The patient was given showers or sponge baths instead of tub baths which are more debilitating. He was given enemas when the bowels did not move naturally.

After the first 3 weeks of treatment, instead of the nuts at noon, the patient was given a baked potato twice a week with the noon meal, alternating with brown rice or buckwheat once or twice a week.

Because eggs are needed to build up the blood, his breakfast was modified to include 2 eggs every morning. But the evening meal remained the same.

After 5 weeks, he was strong enough to take his own tub bath and walk around outside.

DIABETES

Here are some helpful hints for treating this condition: Raw, fresh, vegetables are the safest foods for the diabetic. Salads, freshly made of raw cabbage, lettuce, celery, radishes, and tomatoes, seasoned only with lemon juice. Do not give him cooked vegetables, meats, bread, etc. He should eat raw salads for breakfast, dinner, and supper.

Raw fruits which are low in sugar can also be used. This would include grapefruits, apples that are not too sweet, peaches, and pears. The sub-acid and acid fruits help burn up excess sugar from the blood and tissues. The raw salads provide alkaline mineral ash, which tends to soak up cellular wastes, and help prevent diabetic gangrene and other complications.

Feeding him a breakfast of sour fruits, such as slightly diluted lemon juice, grapefruit, and raw apple helps reduce sugar in the blood and urine to an impressive degree. Before insulin was discovered, Dr. Da Costa used lemon juice as a medicine to oxidize excess blood sugar in the body of the diabetic. This is still very useful. The diabetic relishes pure lemon juice. And it quenches thirst very well, because it burns up excess blood sugar without causing insulin shock.

Fasting is very helpful in treating diabetes. It is given alternately with raw salad and raw fruit feeding. During the fast, only give slightly diluted lemon juice. The juice of 4 lemons is placed in a glass, then filled with water. The diabetic takes this as often he can, without forcing. (Remember not to "chew" lemon juice; swallow it, so as not to injure the teeth.)

Two enemas are given each day (2-3 pints water, plus juice of a lemon).

When he is ready for food other than raw fruits or vegetables, give him slightly cooked leafy green vegetables, without seasoning.

Be very careful about giving him any fats, because he cannot metabolize fat as a normal person can. In him, fats break down in the blood into more severe poisons than excess sugar. Many diabetics are overweight. But if the one you are working with is thin, you must still give him some oil, but only a small amount. Give him a little avocado.

For proteins, give him a few nuts.

Starchy foods must be used in great moderation by diabetics, especially the young, but also older folk. But young people, participating in energy-consuming activities, must have some starch.

Insulin may be needed, especially for juvenile diabetics. But, on this diet, they will require small amounts of insulin. (The less insulin taken, the less likelihood of complications or blindness in later years.) It is much easier to regulate older diabetics without having to give them insulin.

TONSILLITIS

Inflamed and infected tonsils can be treated by putting the patient to bed and keeping him there, on a diet of oranges, grapefruits, fresh raw pineapples, and two raw vegetable salads per day. (Anyone, child or adult, can live on such a diet while resting in bed quietly for a month to six weeks.) Within a relatively short time, the tonsillitis problem will be gone. Such a treatment is superior to surgery for diseased tonsils. The bowels must be evacuated twice a day, using enemas if necessary.

ALCOHOLISM

The food intake during the first three days consists of freshly made orange juice, grapefruit juice, and lemonade (the latter sweetened with a little honey). These are given to the person at 2-hour intervals. At his bedside is always one or two glasses of fruit juice with an ice cube or two in it. Cold drinks are not only soothing, but also a good substitute to satisfy the craving for liquor.

The bowels are cleansed once or twice a day with an enema or colonic.

After 3 days on this program, a building program is begun. By this time, there will be a good appetite for a full breakfast: a slice of toast, a small dish of cereal with almond nut milk on it. Fresh fruit is kept by the bedside, to be eaten whenever desired.

For lunch, a steamed vegetable, baked potato or rice, and a glass of raw vegetable juice.

In the evening, a raw salad, sprinkled with ground nuts (or a small handful is given to be chewed well), steamed vegetables, and a glass of fresh fruit juice.

In concluding this brief overview of one of the giants of 19th and early 20th century natural healing, it is intriguing to note that Trall, Jackson, Kellogg, or Tilden never used vitamin/mineral supplements. Their nutritional importance was only beginning to be discovered during Kellogg's and Tilden's last years. Nor did those men work much with herbs. Nearly all their remarkable healing work was done with fasting, simple diet, rest, and water therapy.

Therefore, with the additional nutritional information available today (and much of it is included in this encyclopedia), we should all the more easily be able to resist and overcome disease.

But the counterpoint fact is that, today, we have far more poisons in the air, water, soil, plants, processed foods, and animal kingdom than they had back then. In addition, far too many of us pay for high-priced poisons which we regularly take for our many ailments, brought on by the other poisons in our environment and food.

There is no doubt that we need all the help we can get. So, when we become ill, let us not swallow or inject an additional load of toxic substances.

THE KELLOGG FORMULAS

In 1866 the Battle Creek Sanitarium opened its doors; and, in 1875, it was placed under the directorship of John Harvey Kellogg, M.D. He was one of the foremost natural healing experts of the late 19th and early 20th centuries.

Many of his multiple treatments for disease are given in this encyclopedia, and are identified as "Kellogg Formulas," both in the index and at the beginning of each article.

*Continue with [part b](#) of *Rebuilding Health**

Section O

Principles of Health

Part 3b

Rebuilding Health

THE MOST IMPORTANT HERBS

A rather complete discussion of herbs had been planned for this book, but it will not be included for three reasons: First, there are many worthwhile herb books available. Second, to cover the subject properly (herbal preparation, properties, and contraindications) would require at least 75 pages, and this book is already too big now. But it did seem well to list the most important herbs and mention a few other basic facts.

One problem with herbs is that few of us can afford to keep more than a small collection of them on hand. Since they are not used a lot, purchasing could be a problem, since they are likely to spoil before we used them up.

So it would be well to know which ones are the most important! Here is a list prepared by the present writer. Read it, change the list around to suit your own family needs,—and then stock up on a few beneficial herbs, so you will have them on hand when you need them most.

HERE ARE THE 12, 20, 50, AND 60 MOST IMPORTANT HERBS:

THE TWELVE MOST IMPORTANT HERBS

1 - CHARCOAL—This is not an herb, yet it is invaluable in a number of ways. Charcoal is pure carbon, and will adsorb (not absorb) 29 of the 30 most dangerous poisons. You can drink it diluted in water, use it as a poultice on wounds, skin infections, etc.

2 - CAYENNE—Dr. Christopher, a well-known herbalist of the mid-20th century, said that if he only had two herbs, he would select charcoal and cayenne. Cayenne is powerful in its ability to attract blood to a body part. Since it is the blood which brings healing, this can be an important quality.

Internally, it is useful for arteriosclerosis, arthritis, asthma, bleeding, high or low blood pressure, bronchitis, chills, colds, convulsions, coughs, indigestion, infections, jaundice, ulcers, and varicose veins.

Externally, it is used for frostbite, painful joints, swellings, and varicose veins. When added to herbal formulas, it stimulates the action of other herbs. It is a preventative for heart attacks, flu, colds, indigestion, and lack of vitality. It is good for treating the spleen, pancreas, kidneys and is effective as a fomentation for rheumatism, inflammation, pleurisy, sores, and wounds. It can be rubbed on toothaches and swellings.

3 - GARLIC—This is one of the most powerful antiseptic substances ever discovered. In the 1950s, Soviet scientists found it to be equal to penicillin, yet without the harmful effects of that powerful drug.

Internally, it is used for arteriosclerosis, cancer, contagious disease, coughs, cramps, diverticulitis, emphysema, gas, heart problems, high blood pressure, indigestion, liver congestion, parasites, rheumatism, sinus congestion, and ulcers.

Externally, it is used for bowel problems, parasites, ringworm, skin parasites, tumors, warts, and yeast infections.

Garlic is used for all lung and respiratory ailments, and can be used as a tea or added to syrups for coughs, colds, tuberculosis, fevers, and blood diseases. Use it as a tea in an enema for worms and bowel infections. Use the fresh extract oil or eat the raw cloves.

4 - GOLDENSEAL—This is another powerful antiseptic; and, in a sense, it is the first true herb on this list. (The first three can be purchased in the grocery store.)

Internally, it is good for alcoholism, allergies, asthma, bad breath, bladder diseases, bronchitis, canker sores, chicken pox, colds, diabetes, eczema, bleeding gums or gum infections, hay fever, heart weakness, hemorrhoids, herpes, indigestion, infections, inflammations, leukorrhea, liver problems, lymph congestion, measles, mammary and ovarian tumors, morning sickness, sore mouth, pyorrhea, tonsillitis, and ulcers.

Externally, it is used for burns, canker sores, eye inflammations, bleeding gums, gum infections, herpes sores, leukorrhea, mouth sores, ringworm, skin inflammation, tonsillitis, and wounds.

Goldenseal can be used on open sores, inflammations, eczema, ringworm, erysipelas, or itchy skin conditions. It is a specific for all kinds of mucous membrane problems. Snuffed up the nose, it is good for nasal catarrh. Small doses will relieve nausea during pregnancy. It is a douche for vaginal infections, an eyewash, and an antiseptic mouthwash for pyorrhea. Used with cascara sagrada, it is a bowel tonic. As a retention enema, it will reduce swollen hemorrhoids.

5 - PEPPERMINT—This is an old household remedy, and is useful for a variety of conditions.

Internally, it is useful for insomnia, measles, menstrual cramps, migraines, morning sickness, muscle spasms, nausea, nervous disorders, chills, colic, fevers, dizziness, gas, nausea, vomiting, diarrhea, dysentery, and hysteria.

Externally, it is used for skin itch, toothache, and local anesthetic to local pains and inflamed joints. For example, to open up the sinuses, put 5-10 drops into 2 quarts hot water and breathe it in through the mouth and nostrils. Cover the head with a cloth as you do this.

6 - SLIPPERY ELM—This is the inner *white* bark of the slippery elm tree, and is invaluable to keep on hand. (The outer *dark* bark is also sold, but is useless.)

Internally, it is used for bladder inflammation, bronchitis, colitis, constipation, ovarian cramps, coughs, cystitis, diarrhea, diverticulitis, dysentery, eczema, flu, gas, hemorrhage, hemorrhoids, hoarseness, lung congestion, stomach problems, tonsillitis, ulcers.

Externally, it is used for burns, colitis, constipation, diverticulitis, dysentery, gangrenous wounds, hemorrhoids, leukorrhea, open sores, rheumatoid and gouty afflictions, and wounds.

Slippery elm is also used to bind materials of suppositories, boluses, lozenges, and unleavened breads together. It makes a nourishing gruel for children, for the elderly with weak stomachs, for those with ulcers and those who are recovering from diseases. If used as a douche or enema, it must be diluted with water so it will not plug the apparatus (since it is a mucilaginous herb).

7 - LOBELIA—This is both a relaxant and stimulant, and a powerful helper.

Internally, it is used for allergies, arthritis, asthma, bronchitis, chicken pox, contagious diseases, convulsions, coughs, earache, ear infections, fevers (all kinds), headache, heart palpitation, indigestion, jaundice, pleurisy, pneumonia, food poisoning, St. Vitus dance, teething, toothache.

Externally, it is used for snake and insect bites, poison ivy, ringworm, and tumors.

Small doses of a tincture of lobelia (5-10 drops) will act as a tonic and stimulant; larger doses will act as a sedative.

It relieves spasms and acts as an expectorant. It can be used as a wash on infected or itchy skin conditions. In large doses, it is an excellent emetic. It is especially good in spasmodic coughing of phlegm. Taken in small doses, it relaxes the heart and lowers rapid pulse.

8 - ALOE VERA—The gel from the leaves of this desert plant is invaluable. It is best used freshly

picked from a plant. Keep several plants growing; you cannot have enough!

Internally, it is good for chronic constipation, gastritis, hyperacidity, and stomach ulcers.

Externally, it is used for abscesses, burns, infection in wounds, insect bites, skin irritations, and ulcers.

When applied on the skin for severe burns and skin rashes, it can be left on for two days without changing the application.

Do not use it during pregnancy, nor in large doses when there are hemorrhoids.

9 - CASCARA SAGRADA—This is one of the safest laxatives for chronic constipation, and is not habit forming.

Internally, it is used for constipation, cough, gall bladder disease, gallstones, gastric and intestinal disorders, hemorrhoids, indigestion, and jaundice.

10 - CORN SILK—This is the best single herb for increasing urine flow, thus helping to eliminate kidney and bladder problems.

Internally, it is used for bed-wetting, chronic cystitis, inflammation of kidneys and bladder, kidney stones, prostatitis, excess uric acid, and urine retention.

It is a good remedy for all inflammatory conditions of the urethra, bladder, prostate, and kidney; it can remove gravel from the kidneys, bladder and prostate. It helps the aged when their urine is scanty and has heavy sediment.

11 - HOPS—This is an excellent nervine and will produce sleep when insomnia is present. But it also has other uses.

Internally, it is used for coughs, fever, headaches, indigestion, insomnia, jaundice, morning sickness, weak nerves, stomach tonic, throat, bronchial tubes, chest ailments, toothache, and ulcers.

Externally, it is used for boils, bruises, earaches, inflammations, rheumatic pains, skin ailments, and ulcers.

The tea is good for nervous stomach, poor appetite, gas, and intestinal cramps. Cold tea before meals will increase digestion. The dry herb can be placed inside a pillow; it will induce sleep.

12 - WITCH HAZEL—This is an excellent astringent herb and is one of the best remedies for stopping excessive menstruation, hemorrhages from the lungs, stomach, uterus, and bowels.

Internally, it is used for diarrhea, diphtheria, hemorrhoids, leukorrhea, prolapsed bowel, varicose veins, and uterine problems. It is used to stop bleeding from the lungs, uterus, and other internal organs.

Externally, it is used for burns, bruises, diphtheria, insect bites, leukorrhea, sore breasts, sore muscles, tonsillitis, and varicose veins.

Witch hazel can be used as an injection for bleeding piles, vaginal discharges, and infections. As either fomentation or poultice, it is good for wounds, bed sores, sore and inflamed eyes, and oozing skin diseases. It is good for almost any internal or external inflamed condition.

THE NEXT EIGHT MOST IMPORTANT HERBS

(A TOTAL OF TWENTY BASIC HERBS)

Here are the next eight most important herbs. Added to the above, you will have the twenty most important herbs.

13 - CATNIP—This is wonderful for children and infants when gas, stomach cramps, or nervousness occur. This is the children's herb, but it is also helpful to grown-ups.

Internally, it is used for colds, bronchitis, dizziness, fevers, gas, diarrhea, headaches, hysteria, insomnia, morning sickness, mumps, smallpox, and urine retention.

Externally, it is used for constipation, mumps, and painful swellings.

Use catnip as an enema to expel worms. Drink the tea for headaches caused by indigestion.

14 - COMFREY—This is an all-around good remedy.

Internally, it is used for anemia, arthritis, asthma, internal bleeding, blood purifier, bronchitis, calcium deficiency, colitis, coughs, diarrhea, dysentery, emphysema, gall bladder inflammation.

Externally, it is used for boils, bruises, burns, psoriasis, and sprains.

Comfrey is excellent for dysentery; one of the best for internal bleeding; excellent for coughs; catarrh; ulcerated bowels, stomach, and lungs.

Bruise the fresh leaves and apply as a poultice to wounds, burns, open sores, gangrene, and moist ulcers. The tea can also be put on them.

Keep some growing in your garden. Once established, it will keep coming up year after year.

15 - ECHINACEA—This is a powerful blood cleanser, and is tolerated by the system in fairly large amounts.

Internally, it is used for acne, bad breath, bladder infections, blood poisoning, blood purifier, boils, fevers, gangrene, infections, inflammation of mammary glands, intestinal antiseptic, leukopenia (reduction in blood leukocytes), lymphatic congestion, skin diseases, tonsillitis, uremic poisoning, and venereal disease.

Externally, it is used for open wounds and painful swellings.

Echinacea is an excellent antibiotic, and ranks with goldenseal and red clover. It has been used against syphilis and gonorrhea.

16 - FLAXSEED—This is even more mucilaginous than slippery elm and is good for a variety of problems.

Internally, it is used for asthma, bronchitis, catarrh, constipation, coughs, diarrhea, enteritis, flatulence, hemorrhoids, lung and chest problems, pleurisy, and stomach ulcers.

In poultices, flaxseed is excellent for sores, boils, inflammations, and tumors. Combine it with slippery elm for boils, oozing sores, and burns. It is also good for all intestinal inflammations.

17 - GINGER—This is good for bringing heat into the system, stimulating digestion, reversing suppressed menstruation, and scanty urine.

Internally, it is used for colds, colon spasms, constipation, contagious diseases, coughs, cramps, indigestion, gas, headache, morning sickness, nausea, sinus congestion, and stomach spasms.

Externally, it is used for mumps. Add it to laxative formulas to prevent griping. Taken in frequent doses, it will raise body temperature.

18 - MYRRH—This is a strong antiseptic, and works well with goldenseal. Mix them in equal parts.

Internally, it is used for asthma, bad breath, boils, cankers, chronic catarrh, colitis, coughs, digestive tonic, bleeding gums, herpes, indigestion, infections, leukorrhea, mouth sores, skin disease, thrush, and ulcers.

Externally, it is used for cankers, cuts, bleeding gums, leukorrhea, mouth sores, skin disease, thrush, and wounds.

Myrrh destroys putrefaction in the intestines and prevents blood absorption of toxins. It is a good wash for wounds and skin diseases. The powder will dry up most skin problems. It is excellent for most problems involving pus, externally or internally. Do not use it in large amounts over a long period of time.

19 - SKULLCAP—This is very good for almost any nervous problem.

Internally, it is used for alcoholism, convulsions, coughs, epilepsy, hysteria, indigestion, insanity, insomnia, nervous tension, and nervous headache.

Skullcap has been used to wean people off hard drugs. Combined with ginseng, it is good for alcoholism. Skullcap should be used as fresh as possible, otherwise its activity rather quickly dissipates.

20 - VERVAIN—This is excellent for inducing sweating and to allay fevers (but large amounts will act as an emetic).

Internally, it is used for colds, convulsions, coughs, fevers, headaches, measles, nerve weakness, pain in the bowels, and pleurisy.

Externally, it is used for rheumatism, neuralgia, sciatica, and swellings of the spleen.

Vervain is good for pneumonia, asthma, and other chest diseases. Put the tea on sores, to aid in healing. Use it for colds, flu, coughs, and upper respiratory inflammations.

Now you have the basis for a fine, basic herbal cabinet! Twelve or twenty herbs are good numbers to work with, in keeping your basic herb supply small.

If you wish, subtract some from the above list, add more from the following list, or change the list around to meet your special needs. Few of us are in a position to keep a large variety of herbs on hand.

THE NEXT THIRTY MOST IMPORTANT HERBS

(A TOTAL OF FIFTY BASIC HERBS)

The above set of herbs deal with a wide variety of diseases, which a family might encounter. But there are special problems which one or more of the following would be needed for (example: eyebright for the eyes; squaw vine and wild yam for female problems). Here are the next thirty most important herbs. This brings the total up to the fifty most important herbs.

	<i>Parsley</i>
	<i>Plantain</i>
<i>Barberry</i>	<i>Pleurisy</i>
<i>Black</i>	<i>root</i>
<i>cohosh</i>	<i>Red clover</i>
<i>Burdock</i>	<i>Red</i>
<i>root</i>	<i>raspberry</i>
<i>Chamomile</i>	<i>Sage</i>
<i>Chaparral</i>	<i>Sassafras</i>
<i>Chickweed</i>	<i>Squaw</i>
<i>Cloves</i>	<i>vine</i>
<i>Cramp</i>	<i>Valerian</i>
<i>bark</i>	<i>White oak</i>
<i>Dandelion</i>	<i>bark</i>
<i>Eyebright</i>	<i>Wild</i>
<i>Fenugreek</i>	<i>cherry</i>
<i>Licorice</i>	<i>bark</i>
<i>root</i>	<i>Wild yam</i>
<i>Mullein</i>	<i>Wormwood</i>
<i>Oats</i>	<i>Yarrow</i>
	<i>Yellow</i>
	<i>dock</i>

THE NEXT TEN MOST IMPORTANT HERBS

(A TOTAL OF SIXTY BASIC HERBS)

Here are the next ten most important herbs, totaling sixty in all. These last ten are provided to widen, to full width, the number of problems which you can use herbs to deal with.

But in all your work with herbs, keep in mind that *rest, fasting, a light nourishing diet, and some water treatments* are far more important than herbal remedies in treating most illnesses.

*Blessed
thistle
Blue cohosh
Buckthorn
Gentian
Ginseng*

*False
unicorn
Marshmallow
root
Rue
Uva ursi
White willow*

BASIC HERBAL PRINCIPLES

1 - Storage: Herbs are best stored in glass jars. Do not expose them to the sunlight for long periods of time.

2 - Weight factor: Larger persons require larger dosages than smaller or underweight individuals. Women generally require smaller doses than men, due to their lower average weight. Children and elderly people need smaller doses.

3 - Climate: The medicinal effect of herbs is intensified in hot climates, therefore give less at such times.

4 - People vary in their reactions: Some people are more intolerant to herbs than are others. It is best to initially give a smaller dose and see what the effect is going to be. It is always safe to start with the smaller child's dose, then build up to a larger dose if that seems best. Increase slowly, remaining on each level for 2-3 days, to observe for unusual reactions.

5 - Dosage for children: Here is the formula: Divide 150 (the assumed average adult weight) by the child's weight. Example: A child weighs 50 pounds. This is 1/3 of the adult (of 150 pounds.). Therefore give him only a third of the regular dose.

6 - During pregnancy: Women respond to herbs differently when they are pregnant. At such times, it is best to give smaller herbal doses and observe response. Sometimes mild and nutritive herbs are best. Some herbs should not be given during pregnancy (including diuretics, purgatives, and emmenagogues; all of which are active in the pelvic area and should be avoided.)

7 - Nervous people: Give them smaller doses than robust individuals.

8 - High blood pressure: These people should avoid herbs that stimulate the heart or constrict the blood capillaries and arteries (licorice root, ephedra, and lily of the valley are examples). But cayenne and

garlic can be used in normal amounts.

9 - When herbs are combined: Herbs are frequently combined; but, if not done properly, one herb may overpower or neutralize the effects of others.

10 - Laxative herbs: Give slow-acting laxatives in the morning, so not to disturb sleep. They may take 1-3 days to work; whereas fast-acting ones usually take 4-8 hours. Do not increase the dosage until a 3-day period is over, using the same dosage every day. Then, if the desired result is not obtained, you may increase the dosage. The desired objective is generally 2 bowel movements a day.

11 - Sedatives and antispasmodic herbs: Give them on an empty stomach or just before bedtime.

12 - Astringents and minerals: Astringent herbs should not be taken at the same time as nutritional supplements containing iron. The tannins in astringent herbs will leach calcium, iron, and other important minerals out of the intestines. Therefore, only give astringent herbs for a short period of time.

13 - Blood-purifying herbs: Take these herbs on an empty stomach.

14 - Strong, bitter herbs: To avoid nausea, be sure and give enough water with them.

15 - Powerful herbs: Be careful in giving herbs which have powerful effects. These include lobelia, juniper berries, black cohosh, poke root, aconite, and horsetail (shave grass).

16 - Bitter pills: They have a tonic effect on the stomach, digestion, and related organs.

17 - Herbal temperatures: A hot infusion or decoction is used to help induce sweating. Cool teas are used for tonic effect, and warm teas produce a feeling of relaxation. (Vervain is the best for inducing sweating.)

18 - Tablets vs. capsules: Tablets are easier to work with than capsules in hot climates; the latter tend to stick together. Vegetarians either open and empty capsules or use tablets, since capsules are made from slaughterhouse products.

19 - Herbs at mealtime: To avoid taking too much liquid, capsules or tablets are preferable to teas at mealtime.

20 - Varying the intensity of the dosage: Here are several principles to keep in mind:

- For a slow, gradual, general effect, give the herbs in small quantities of syrup or milk between meals. This will retard absorption.

- To aid the appetite, increase digestive secretions or, for a local effect on stomach or intestines, give herbs before meals. Give the herbs in acacia gum or olive oil for a localized effect on stomach or intestines.
- To reduce the irritation of certain herbs, give them in syrup or soy milk.
- To increase absorption of the herbs and produce a more rapid effect, give them 1-2 hours after the meal.
- To reduce the bitter taste of herbs, without reducing the bitterness, take it in a large quantity of fluid, syrup, or honey. The bitter taste is often necessary for the proper effect to take place, but the bitterness can be disguised to the taste buds.
- Fluids which do not taste good can be taken more easily by drinking them cold, followed by a drink of plain water.

21 - Weekly rest day: In order for herbs to work best, they should not be taken one day each week. Then, after 2-3 weeks of treatment, no herbs should be taken for 3 days in a row. During this rest period, observe the patient. (1) If his energy remains low during that time or if the symptoms worsen, at the end of the rest period put him back on the herb dosage. (2) If he improves during the rest period, then extend the rest period a day or so and then continue the treatment with smaller doses than were used before. (3) If he seems to completely recover during the rest period, then the treatment can be changed to a more tonic, nutritive, approach. (4) New symptoms or problems may reveal themselves at this time. If so, an herb formula or new therapy should be instituted to meet it. (5) If he seems to get stronger during each rest period, begin reducing therapy and extending the rest periods.

THE PREPARATION OF HERBS

1 - Infusion: Pour one pint of boiling water over one ounce of dried herbs and let it stand for a half hour. Strain off clear liquid. Dose is normally 1 tablespoon to a teacup, 3 times a day. But doses can vary.

2 - Decoction: Place one ounce of dried herbs in 1½ pints of cold water and boil for 20-30 minutes. Strain off clear liquid. Dose is 1 tablespoon to 1 ounce of water, 3 times a day.

3 - Tincture: 1-2 ounces dried herbs are steeped in one pint of grain alcohol (brandy or vodka) for 2 days with vigorous shaking 3 times a day. The decoction is strained and 1 tablespoon of the clear liquid is used, 3 times a day.

4 - Capsule: The dry herbs are powdered and then placed in a 2-piece gelatin capsule. The capsule may be added to hot water for tea; opened and made into a paste for poultices, tinctures, decoctions, infusions; or swallowed.

5 - Tablet: The dried herb is pressed into a tablet shape with an excipient (binder or carrier). The tablet can be used in the same way as a capsule.

NINE USEFUL POULTICES

1 - Cabbage poultice: Pulverize the leaves and lay it on the skin. This will draw out poisons and pus. When it feels hot, replace it with a fresh one.

2 - Garlic poultice: Crush fresh garlic and add warm water and flour. It relieves pain, pus, and infection.

3 - Potato poultice: Place grated raw potato on bruises, sprains, or boils.

4 - Comfrey poultice: Mash the leaves, then moisten them with comfrey tea. It is good for open sores, wounds, or swellings.

5 - Fig poultice: Heat figs for 3 minutes, cut open, and apply to infected sores. It will bring them to a head.

6 - Oatmeal poultice: Cook oatmeal, cool, then place in a soft, cotton cloth. Put it over inflammations and insect bites, and cover with a dry cloth. Apply a heating pad.

7 - Carrot poultice: Take the pulp remaining after juicing carrots (or finely grate carrots), and place it on bruises, sores, chapped skin, and nipples.

8 - Tofu poultice: Squeeze out the cake, chop it up, add a teaspoon of ginger, then flour till it thickens. This will draw out inflammation and fever.

9 - Clay poultice: Get clay from a place where it is found and sterilize it in the oven. Or buy it at the health food store (either regular clay or bentonite clay). Mix the clay with just enough water or herb tea to make a consistency that is thick, like bread dough. Apply to bruises and infections. Mix clay with crushed cabbage leaves, and place the mixture on boils or tumors. Mix clay with cayenne or ginger and apply to sore arthritic joints.

THE HEALING CRISIS

Physicians and laymen have known about the healing crisis for thousands of years. During the healing process, the body tries to throw off toxins and poisons. What is known as the "healing crisis" frequently occurs in illnesses. The body seems overwhelmed with all the toxins and wastes it is trying to throw off. The organs of elimination (bowels, kidneys, lungs, skin, nasal passages, throat, bronchi, and urinary organs) become congested, crowded, and irritated.

During this crisis, that which appears to be disease symptoms appear. These may be open sores, perspiration, diarrhea, boils, colds, kidney and bladder infections, fevers, etc. But this is not a new, or intensified, disease—it is just part of the healing process. The body knows it must eliminate the wastes before it can begin rebuilding, so it works valiantly to do this.

Physicians sometimes try to stop the process by introducing poisons (drugs) into the system. Immediately, the body stops throwing off wastes—stops the crisis—and turns its attention to the terrible new invader. The body may appear to be resting quietly now, with the symptoms reduced or gone; but, in actuality, it has been prostrated by the drugging.

Let us now return to a healing crisis and its symptoms. They are part of the cure, and should not be feared. Just work with the body, to help eliminate those toxic wastes. Open the channels of elimination by means of drinking water and fruit juices, fasting, enemas, colonics, showers, baths, and water treatments.

Sometimes the pain becomes severe during the crisis. Drugs taken in earlier years are being pulled out of the tissues in an effort to discard. The damage of many years is being righted.

The body arouses itself in self-defense and brings forth acute elimination of toxins in the form of a fever, cold, inflammations, itching, boils, ulcers, hemorrhages, excessive menstrual discharge, etc. Reactions vary, in accordance with how the person has been living and the condition of the body.

But sometimes this sudden turn in an illness is not a healing crisis, but a change for the worse in a disease. It is important to be able to tell the difference. Consider this:

- Watch the person carefully, as you work earnestly to help him eliminate toxins (water, juices, enemas, sweating, baths, etc.) If not watched properly and helped, the crisis can be extended and his energies weakened.

- If it is a healing crisis, you will generally see a positive change—a change for the better—after three days. The most severe symptoms begin to decrease. Fevers break. The person becomes more relaxed and begins to feel better.
- But if, after three days, the symptoms do not change for the better, then a new course of treatment must be started. However, if the person has low energy and vitality, the crisis may take three to seven days.
- If the individual has a strong constitution and the organs of elimination are working well and are being helped, he may recover without having undergone a healing crisis.

Are there ways to tell when a healing crisis is about to begin? Certain symptoms will intensify, such as sluggishness, fevers, dark urine, coated tongue, weakness, irritability, headaches, and ringing in the ears.

When you see these signs, immediately set to work to help the person's system cleanse more fully. Herbs, massage, water therapy treatments, and enemas can help him through this time.

If no poisons were introduced into the system (in an effort to block the healing crisis) the person will generally keep improving. Right living, right eating, and rest can bring healing.

Additional healing crises may occur before the patient is fully recovered. Each one will generally be milder, only one to three days in length, and be followed by a new level of feeling better.

The intensity of the crisis will depend on how ill the person was. The nature of the crisis will be keyed to where the illness is centered in his body and how easily he can throw off the poisons.

If the wastes can be eliminated through normal pathways, a fever will develop to burn it out or store it as boils and acne. If the mucous is thick, there will be nasal drip, colds, flu, etc. Constipation may precede diarrhea; lung congestion may come before a respiratory crisis.

Sometimes we feel pain in our kidneys, bladder, or bowels and imagine it is a disease. But, in fact, often the body has selected the strongest organ of elimination to throw off unwanted and excess wastes.

When the crisis is over, the body needs help rebuilding itself. But, throughout the sickness and recovery, never go to extremes in diet. Carry on with a gradual transition back to regular living. Trying to make the system too pure too fast can overly weaken the patient. Work carefully, keep praying for guidance; and, if the patient fully cooperates, all will go well.

WATER THERAPY PRINCIPLES

It would be well to include instruction here on how to give simple water treatments; but, like herbal lore, it cannot be properly covered in a few pages. The present author wrote a 290-page book, entitled *The Water Therapy Manual* (see [order sheet](#)), which nicely covers the subject. You may obtain a copy, as long as they are available.

Here are but a few of the many water therapy principles:

- It is the *heat* and *cold* of the water that produces the results. Neutral temperatures are good for relaxing the person, but they do not produce the powerful effects that hot and cold can give.
- Water is capable of absorbing and storing a larger amount of heat than nearly any other substance on earth; that is, it has a high *specific heat*. This means that, when water is applied to the body (in a cloth, bath, shower, etc.), it will impart more heat (or cold) than any other substance at the same temperature.
- In its effects, ice is far colder than its temperature of 32° F., and steam is far hotter than 212° F. (Keep in mind that steam can burn.)
- Water must be in contact with the body for awhile in order to impart heat or cold. But it only need contact it for a moment to give a *thermic impression* that can be quite strong. For example, plunge your arm for only a moment into a pail of very cold water. It was only there for a moment, but the effect on the circulating blood in the arm will be powerful. This is thermic impression, and it is very important. You do not have to cool the body with lengthy cold in order to have it react strongly to that cold.
- Water is the world's greatest solvent. It can cleanse better than anything else. It can remove wastes. But it can also hold nutrients placed within it for the body to absorb.
- Neither infants nor aged persons bear cold treatment well. Some chill after almost any kind of cold application. Remember that they are only being helped if they react well to the cold application. If they do not, then they are not being helped. Conditions which do not react well to cold would include anemia, emaciation, asthenia, extreme thinness, etc. If a person cannot be benefited by cold, then apply mild heat instead. Always keep the feet warm.
- The body should be warm before the cold is applied. He should become warm afterward. Exercise, friction, percussion—all help bring a good reaction. Hot given beforehand to warm the body also aids it. You may need to apply hot to the feet before the cold is given,

and, if need be, afterward also.

- The cold treatment should be given quickly. As soon as it is completed, quickly dry him. Friction as he is rubbed with the towel, or afterward, will also help warm him. He must be dried very quickly and well. Dry him in a warm room, near where the last cold application was given. Have his clothes all ready for him to put on. This requires advance planning. Carelessness after the cold can undo all the value that could have been gained from it.
- By alternating the hot and cold applications, the beneficial properties of both may be obtained without many of the disadvantages of either.

*As you become acquainted with the many water therapies given in the author's book, *The Water Therapy Manual* (see [order sheet](#)), you will notice that they tend to do one or more of six things:*

- Bring blood to an afflicted part. This will frequently be an area closer to the surface and outside of the trunk.
- Pull blood from a deeper internal organ to the skin just above it. This deeper, congested, area is often in the trunk, and the hot application (or a cold-to-heating application) was placed on the skin just above that organ.
- Draw blood away from a deeper, congested, organ by placing the application, not on the skin just above the internal organ,—but on a reflex area somewhere else on the body.
- Pull blood from the internal organ to a distant body part (usually the legs and/or feet—best both). This is called *derivation*, and is frequently done at the same time that an application is made just above the internal organ (or to a reflex area connected to it by nerves), to also pull blood away from that congested organ.
- A *proximal compress*, consisting of a cold application, may be placed on an extremity. An example would be an ice compress around the neck. This will greatly reduce the amount of blood flowing into the head.
- A full application to most of the body to relieve congestion, equalize the circulation, and bring warmth from that application (a hot pack, apply heat) or by reaction to it (a heating compress, applying cold for the body to heat).

There are many additional guiding principles involved in the use of water therapy. Water is a most precious gift from God. Make good use of it, in both sickness and in health.

HYDRO—When *HYDRO* is shown at the beginning of a paragraph, it refers to water treatments in the

author's hydrotherapy book, *Water Therapy Manual* (see [order sheet](#)). In case you do not have that book, the name of the water treatments are given. But page numbers are also cited, so you can learn more about how to give these applications if you have that book. Only a very small sampling of the water treatments described in that book are mentioned in this one. Many more could have been included, but this present book would have become too large.

THE USE OF DRUGS

The following analysis of the nature and effects of medicinal drug medication is taken from the writings of Ellen G. White, an influential author and worker in the field of health and natural healing. She was also the founder of a major medical college.

"Drugs never cure disease; they only change its form and location . . . When drugs are introduced into the system, for a time they seem to have a beneficial effect. A change may take place, but the disease is not cured. It will manifest itself in some other form . . . The disease which the drug was given to cure may disappear, but only to reappear in a new form, such as skin diseases, ulcers, painful diseased joints, and sometimes in a more dangerous and deadly form . . . Nature keeps struggling, and the patient suffers with different ailments, until there is a sudden breaking down in her efforts, and death follows."—*How to Live*, 60.

"Although the patient may recover, yet the powerful effort nature was required to make to overcome the poison, injured the constitution and shortened the life of the patient. There are many who do not die under the influence of drugs, but there are very many who are left useless wrecks, hopeless, gloomy, and miserable sufferers, a burden to themselves and to society."—*How to Live*, 50.

"Every additional drug given to the patient . . . will complicate the case, and make the patient's recovery more hopeless . . . An evil, simple in the beginning, which nature aroused herself to overcome, and which she would have done if left to herself, aided by the common blessings of Heaven, has been made tenfold worse by introducing drug poisons into the system, which cause of themselves a destructive disease, forcing into extraordinary action the remaining life forces to war against and overcome the drug intruder."—*How to Live*, 57.

"There are more who die from the use of drugs than all who would have died of disease had nature been left to do her own work."—*How to Live*, 61.

"The endless variety of medicines in the market, the numerous advertisements of new drugs and mixtures, all of which claim to do wonderful cures, kill hundreds where they benefit one . . . Yet people keep dosing, and continue to grow weaker until they die . . . God's servants should not administer

medicines which they know will leave behind injurious effects upon the system, even if they do relieve present suffering. Every poisonous preparation in the vegetable and mineral kingdoms, taken into the system, will leave its wretched influence, affecting the liver and lungs, and deranging the system generally."—*Facts of Faith*, 140.

"Educate away from drugs, use them less and less, and spend more and more upon hygienic agencies. Nature will respond to God's remedies,—pure air, pure water, proper exercise, and a clear conscience."—*Letter*, 1888.

"A great amount of good can be done by enlightening all to whom we have access, as to the best means, not only of curing the sick, but of preventing disease and suffering. The physician who endeavors to enlighten his patients as to the nature and causes of their maladies, and to teach them how to avoid disease, may have up-hill work; but if he is a conscientious reformer, he will talk plainly of the ruinous effects of self-indulgence in eating, drinking, and dressing, of the overtaxation of the vital forces that has brought his patients where they are. He will not increase the evil by administering drugs till exhausted nature gives up the struggle, but will teach the patients how to form correct habits and to aid nature in her work of restoration by a wise use of her own remedies."—*Christian Temperance*, 121.

"In treating the sick, the physician will seek God for wisdom; then, instead of placing his dependence upon drugs and expecting that medicine will bring health to his patients, he will use nature's restoratives, and employ natural means whereby the sick may be aided to recover."—*Healthful Living*, 247-248.

"Let the instruction be given in simple words [such as hot water, charcoal, or catnip tea]. We have no need to use the many expressions used by worldly physicians which are so difficult to understand that they must be interpreted by physicians . . . Nature's simple remedies will aid in recovery without leaving the deadly aftereffects so often felt by those who use poisonous drugs."—*Letter 82*, 1908.

"Were I sick, I would just as soon call in a lawyer as a physician from among general practitioners. I would not touch their nostrums, to which they give Latin names. I am determined to know, in straight English, the name of everything that I introduce into my system."—*Manuscript 86*, 1897.

"Indulging in eating too frequently, and in too large quantities, overtaxes the digestive organs and produces a feverish state of the system. The blood becomes impure, and then diseases of various kinds occur. A physician is sent for, who prescribes some drug which gives present relief, but which does not cure the disease. It may change the form of the disease, but the real evil is increased ten-fold. Nature was doing her best to rid the system of an accumulation of impurities, and should she have been left to herself, aided by the common blessings of heaven, such as pure air and pure water, a speedy and safe cure could have been affected."—*4 Spiritual Gifts*, 133.

"Use nature's remedies,—water, sunshine, and fresh air. Do not use drugs. Drugs never heal; they only change the features of the disease."—*Letter 116*, 1903.

"Experimenting in drugs is a very expensive business . . . Nothing should be put into the human system that will leave a baleful influence behind."—*Medical Ministry*, 228.

"Nature's simple remedies will aid in recovery without leaving the deadly aftereffects so often felt by those who use poisonous drugs. They destroy the power of the patient to help himself. This power the patients are to be taught to exercise by learning to eat simple, healthful foods, by refusing to overload the stomach with a variety of foods at one meal. All these things should come into the education of the sick. Talks should be given showing how to preserve health, how to shun sickness, how to rest when rest is needed."—*Letter 82, 1908*.

"Christ's remedies cleanse the system. But Satan has tempted man to introduce into the system that which weakens the human machinery, clogging and destroying the fine, beautiful arrangements of God. The drugs administered to the sick do not restore, but destroy. Drugs never cure. Instead, they place in the system seeds which bear a very bitter harvest."—*2 Selected Messages*, 289.

"Thousands need to be educated patiently, kindly, tenderly, but decidedly, that nine-tenths of their complaints are created by their own course of action. The more they introduce drugs into the system, the more certainly do they interfere with the laws of nature and bring about the very difficulties they drug themselves to avoid."—*Letter 22, 1889*.

"Instead of taking a course to baffle disease, you are petting it and yielding to its power. You should avoid the use of drugs and carefully observe the laws of health. If you regard your life, you should eat plain food, prepared in the simplest manner, and take more physical exercise. Each member of the family needs the benefit of health reform. But drugging should be forever abandoned. For while it does not cure any malady, it enfeebles the system, making it more susceptible to disease."—*5 Testimonies*, 311.

"If those who take these drugs were alone the sufferers, the evil would not be as great. But parents not only sin against themselves in swallowing drug-poisons, but they sin against their children. The vitiated state of their blood, the poison distributed throughout the system, the broken constitutions and various drug diseases, as the result of drug poisons, are transmitted to their offspring, and left them as a wretched inheritance, which is another great cause of the degeneracy of the race."—*How to Live*, 53.

Section O

Principles of Health

Part 4a

First Law of Health - Air

THE AIR YOU BREATHE

The year was 1875; the place, Paris, France. For more than two years, three scientists had worked toward this day, and now they were ready. Carefully, they climbed into the gondola of the balloon, "Zenith," while thousands around them watched.

Determined to set a new altitude record, they wanted to go higher than man had ever risen above the earth. And they did just that,—but at what a cost.

Slowly the large balloon rose into the air, with its human cargo of three men in a basket-shaped gondola swinging just beneath it. All seemed well; they were well on their way toward the goal: to climb higher than any man had ever gone.

Then at 24,430 feet it happened. Tissandier, one of the three, later described it: "Croce is gasping for breath, Sivel is dazed, but can still cut three sandbags loose in order to reach 26,240 feet."

At that point, Tissandier himself was overcome and slumped to the floor, losing consciousness. Some time afterward, as the balloon—freed from the sandbags continued its ascent—he awoke. They had attained a height of 8,600 meters (approximately 28,000 feet)—but two of the scientists lay dead in the gondola of the balloon. Yes, they had conquered the heights, but before it was done the heights had conquered them. There was not enough air, with its precious life-giving oxygen, to sustain life at that great altitude.

Without air, man dies. Air is the most vital element for man and animals. One may live for weeks without food, or for days without water, but deprived of air he will perish within minutes.

Millions of people suffer from a wide variety of ailments that are partly caused by an insufficient supply of oxygen. The problem is that most people do not breathe correctly, and this continually weakens their

health, their happiness, and their hold on life itself. One of the finest statements written on the importance of air are these words penned by an outstanding health educator:

"In order to have good blood, we must breathe well. Full, deep inspirations of pure air, which fill the lungs with oxygen, purify the blood. They impart to it a bright color and send it—a life-giving current—to every part of the body.

A good respiration soothes the nerves; it stimulates the appetite and renders digestion more perfect; and it induces sound, refreshing sleep . . . [If] an insufficient supply of oxygen is received, the blood moves sluggishly. The waste, poisonous matter, which should be thrown off in the exhalations from the lungs, is retained, and the blood becomes impure. Not only the lungs, but the stomach, liver, and brain are affected. The skin becomes sallow, digestion is retarded; the heart is depressed; the brain clouded; the thoughts are confused; gloom settles upon the spirits; the whole system becomes depressed and inactive, and peculiarly susceptible to disease."—*Ministry of Healing*, pp. 272-273.

Every cell of your body must receive a constant supply of oxygen—or they will weaken and die. But that air must be fresh in order to help you the most. When you breathe stale or polluted air, the supply of oxygen is insufficient to keep the cells strong and healthy. Apart from oxygen from the air you breathe, they die within a few minutes.

"Air is the free blessing of Heaven, calculated to electrify the whole system. Without it the system will be filled with disease, and become dormant, languid, feeble."—*I Testimonies*, p. 701.

The life-giving air around us is a most precious blessing from Heaven. On the last day of Creation Week, God created man. Having formed him from the dust of the ground, Adam lay before his Maker inert and lifeless—until he was vitalized by the breath of life. And moment by moment, you and I must have fresh air also.

"Fresh air will prove far more beneficial to sick persons than medicine, and is far more essential to them than their food . . . Thousands have died for want of pure water and pure air, who might have lived."—*Counsels on Health*, p. 55.

It is of the highest consequence to your life, health, and happiness, that you keep fresh air in every room in your home, and especially in your sleeping rooms. If you are not able to have your windows open in very cold weather, then leave a door open into another room where a window is open. By day and by night, always keep a current of air flowing through the house. You do not want to sit or sleep in a draft, but some air circulating throughout your home—a lot in the summer, less in the winter—is a necessity to good health.

"The effects produced by living in close, ill-ventilated rooms are these: The system becomes weak and unhealthy, the circulation is depressed, the blood moves sluggishly through the system because it is not purified and vitalized by the pure, invigorating air of heaven. The mind becomes depressed and gloomy, while the whole system is enervated; and fevers and other acute diseases are liable to be generated.

"Your careful exclusion of external air, and fear of free ventilation leaves you to breathe a corrupt, unwholesome air which is exhaled from the lungs of those staying in these rooms, and which is poisonous, unfit for the support of life. The body becomes relaxed; the skin becomes sallow; digestion is retarded, and the system is peculiarly sensitive to the influence of cold. A slight exposure produces serious diseases. Great care should be exercised not to sit in a draft or in a cold room when weary, or when in a perspiration. You should so accustom yourself to the air that you will not be under the necessity of having the mercury higher than sixty-five degrees."—*1 Testimonies*, pp. 702-703.

Fresh air should be inhaled as freely indoors as outdoors in warmer weather. In colder weather, your home will need to be heated. But beware of too much heat, for the burning of the fuel itself takes precious oxygen from the air. If necessary, dress more warmly, so that, as much as possible, you can breathe purer air at all times. Students of body health tell us that it requires an abundance of oxygen in the body and surrounding it in order to keep the physical organism in top condition. Why is this so? It is the oxygen in the air that purifies the blood, contributes to the production of body heat and energy, and conveys electrical energy with which to vitalize every organ and tissue.

H.E. Kirschner, M.D., said this:

"I am also in full agreement with Dr. Philip Welsh, who declares: `Any form of treatment—any program of health which does not give full and due consideration to the first essential of life—pure air—will absolutely fail to get the best results—yes, this one question of supplying the body with pure air is important enough to determine the difference between health and sickness—between life and death!'

"Contrast this, if you will, with the popular notion that air—especially night air—is harmful to the sick. Many of my colleagues in the medical profession have excluded air from the sick room. This is a great mistake, for air is the food God has provided for the lungs—and your lungs, when deprived of fresh air, will be like a hungry person deprived of food. Therefore, air should not be regarded as an enemy, but as a precious blessing."—*H.E. Kirschner, M.D., Nature's Seven Doctors*, p. 18.

Do you have difficulty in going to sleep at night? Try this simple remedy for sleeplessness; it is a good one: Make sure that there is a current of air coming into the room (best from a window). The room should be comfortable and not chilling, but with some fresh air circulating through it. Now relax, pray as you lay there and give your life anew into the hands of God. Then slowly take several deep breaths,

holding each one a moment before exhaling it. Let your mind slow down. Your thoughts are upon God, the peace of being with Him, and the need for deep, full breathing. Very soon you will be sound asleep.

"Those who have not had a free circulation of air in their rooms through the night, generally awake feeling exhausted, feverish, and know not the cause. It was air, vital air, that the whole system required, but which it could not obtain. Upon rising in the morning, most persons would be benefited by taking a sponge-bath, or, if more agreeable, a hand-bath, with merely a wash-bowl of water. This will remove impurities from the skin. Then the clothing should be removed piece by piece from the bed, and exposed to the air. The windows should be opened, and the blinds fastened back, and the air left to circulate freely for several hours, if not all day, through the sleeping apartments. In this manner the bed and clothing will become thoroughly aired, and the impurities will be removed from the room."—*Spiritual Gifts, Vol. 4a, p. 143.*

Actually, this is also a good way to start the morning. When you first awake, take several deep breaths, and then as you arise take several more. Before breakfast, go out-of-doors and look on the things of nature and breathe deeply as you silently thank God for another day of life to work for Him. From time to time, throughout the day, repeat this deep breathing practice. At times, take in very deep breaths of air, in order to expand your lungs. (A method, that this writer uses with excellent results, is to exhale strongly and then allow the fresh new air to enter the lungs in whatever amount and rate the body wishes to take it in; then exhale again, and let more in.)

"Air, air, the precious boon [gift] of Heaven, which all may have, will bless you with its invigorating influence, if you will not refuse it entrance. Welcome it, cultivate a love for it, and it will prove a precious soother of the nerves.

"Air must be in constant circulation to be kept pure. The influence of pure, fresh air is to cause the blood to circulate healthfully through the system. It refreshes the body, and tends to render it strong and healthy, while at the same time its influence is decidedly felt upon the mind, imparting a degree of composure and serenity. It excites the appetite, and renders the digestion of food more perfect, and induces sound and sweet sleep."—*1 Testimonies, p. 702.*

Develop a habit of deep breathing. Shallow breathing is a habit easily developed but harmful in its effects on the entire body. Many people only breathe "at the top of their lungs." Take full, deep inspirations of air. Do not just fill the top of your chest.

Here are some additional suggestions that will help you:

Just after eating, and also before retiring, go outside and take eighteen or twenty deep breaths, using the muscles of the abdomen. Inhale and exhale slowly. Some folk extend the arms above their heads while they do this. Take a walk out-of-doors just before you retire for the night. Breathe that fresh night air,

relax your mind, talk to your heavenly Father, and thank Him for His continual care and blessings. Give yourself anew to Him. Then, with contentment of heart, go to sleep, forgetting all your present perplexities. Know and believe that He will work them all out at the right time.

Get outdoors as much as possible. Develop hobbies and avocations that are out in the open air. Especially beware of hobbies and recreation that require being bent over with the chest cramped and the eyes and brain overtaxed.

"A walk, even in the winter, would be more beneficial to health than all the medicine the doctors may prescribe . . . There will be increased vitality, which is so necessary to health. The lungs will have needful action, for it is impossible to go out in the bracing air of a winter's morning without inflating the lungs."—*2 Testimonies*, p. 529.

"And while the importance of deep breathing is shown, the practice should be insisted upon. Let exercises be given which will promote this."—*Education*, p. 199.

Colder weather may require additional clothing, but continue to obtain the much needed pure, fresh air.

"In the cool of the evening it may be necessary to guard from chilliness by extra clothing, but they should give their lungs air."—*2 Testimonies*, p. 527.

Keep proper ventilation in mind wherever you may be, whether it be in your home, in the office or shop, at church, etc. Avoid stuffy people who like to sit in stuffy rooms all day talking or watching television. If you are not able to directly help them by word or action, then leave them to their misery and go where there is air.

And beware of tobacco "side stream." Scientific researchers now know that the cigarette smoke in a room can greatly injure adults, and especially children. Only stay with cigarette smokers long enough to help them; then go where you can have a purer atmosphere to breathe.

Do not rent or purchase a home that is in any kind of low concavity. Watch out for homes in hollowed-out places, for they tend to be damp. Research studies by the National Institute of Health in Washington County, Virginia, in the late 1950s and early 1960s, revealed the fact that houses built in such low, miasmatic areas frequently had a history of cancer in those who lived in them. This included homes in low places by creeks. Many do not realize the fact that there are continually flowing rivers of air. These currents, flowing into and along narrow valley bottoms, creeks, and rivers, are much more damp than the air found in more elevated places. But living in such damp places induces sickness and disease. If you reside in such a location, you would do well to move somewhere else.

"If we would have our homes the abiding place of health and happiness, we must place them above the miasma and fog of the lowlands."—*Ministry of Healing*, p. 275.

You also do well not to permit too much shrubbery or shading too close to your house. This can keep the purifying air from circulating through the home.

"So far as possible, all buildings intended for human habitation should be placed on high, well-drained ground. This will insure a dry site, and prevent the danger of disease from dampness and miasma. This matter is often too lightly regarded. Continuous ill health, serious diseases, and many deaths result from the dampness . . . of low-lying, ill-drained situations.

"In the building of houses it is especially important to secure thorough ventilation and plenty of sunlight. Let there be a current of air and an abundance of light in every room in the house. Sleeping rooms should be so arranged as to have a free circulation of air day and night. No room is fit to be occupied as a sleeping room unless it can be thrown open daily to the air and sunshine. In most countries bedrooms need to be supplied with conveniences for heating, that they may be thoroughly warmed and dried in cold or wet weather."—*Ministry of Healing*, pp. 274-275.

So we can see that it is very important that we keep our houses properly ventilated. It is the fresh, purifying air inside a home that makes it a healthful place in which to live.

When the day is sunny and warm, take the bedding out, hang it on the clothesline, and air it out. The purifying air and sunlight will do much to sterilize it. Take it back into the house before the dampness of the late afternoon sets in. You will notice that it all smells perfectly fresh.

It is of the utmost importance that every room in the house be open to the sunlight and a current of air throughout the day.

"Some houses are furnished expensively, more to gratify pride, and to receive visitors, than for the comfort, convenience and health of the family. The best rooms are kept dark. The light and air are shut out, lest the light of heaven may injure the rich furniture, fade the carpets, or tarnish the picture frames. When visitors are permitted to be seated in these precious rooms, they are in danger of taking cold, because of the cellar-like atmosphere pervading them. Parlor chambers and bedrooms are kept closed in the same manner and for the same reasons. And whoever occupies these beds which have not been freely exposed to the light and air, do so at the expense of health, and often even of life itself."—*2 Selected Messages*, p. 462.

On pages 16-17 of his book, "*Nature's Seven Doctors*," Dr. H.E. Kirschner explains that the most successful cure for tuberculosis of the lungs requires an unusually large amount of fresh air for the patients, day and night. "Sleeping porches were provided for all patients and . . . they were allowed indoors only for meals and other duties . . . This required warm sleeping garments and usually a stocking cap." He explains that a similar program was successfully followed for typhoid.

Of course, such a strenuous cold-air regime would not work for many physical ailments, such as pneumonia. In every sickness, provide the patient with fresh air, but in most cases it should be fresh, warm air.

The healing of wounds takes place more quickly in the presence of fresh air and sunlight. (But there are times when dirt may get into a wound if it is not covered, as when a workman has a cut on his finger.)

"It is a well-known fact that wounds exposed to sunshine and fresh air heal more rapidly than when bandaged. In fact, no wound will heal without air. In order, then, for wounds to heal quickly, it is most important that they be exposed to a constant supply of pure, fresh air."—*Kirschner, p. 23.*

Do all you can to avoid poisonous gases in or near your home. This would include the use of unvented gas heaters, leaks from sewer gases, tobacco fumes, and agricultural sprays, such as defoliants, insecticides, mosquito spraying programs, and similar poisonous fumes and vapors.

Specially treated woods are now being used in new house construction. They are supposed to resist insect attack for decades, but poisonous gases were applied to them, and it has been established that fumes from that wood escape into the house and surrounding air for several years after installation.

Another source of danger is the use of new plastic hard-form insulation panels into walls during house construction or remodeling. Although true that these panels provide better R-factor insulation at a lower price, the fact remains that if the house ever catches on fire,—poisonous fumes from those panels will fill the home!

We live in a chemical age, and the air, water, vegetation, earth, and animal kingdom are being slowly poisoned to death.

In my files I have a clipping that I cut out of a newspaper in July, 1958:

BREATHING HELPS STOP THAT PAIN

It's not the pain-killing properties of aspirin which make it so beneficial for arthritic patients.

"Instead, it's the huffing and puffing produced by large doses of aspirin which really control the aches, pain and stiffness.

"This was suggested here yesterday by Drs. Frederick Kahn, Daniel Simmons, and Howard Weinberger of UCLA and the Los Angeles VA hospitals.

"Physicians have long known, they said, that normal doses of aspirin won't help arthritis

patients. It takes dosages of about 15 tablets a day to control arthritic pains.

"But at these doses, they said, aspirin produces what is called "hyper-ventilation"—the patient constantly breathes deeply and rapidly, often while he's at rest. In turn, this hyper-ventilation lowers the amount of carbon dioxide in the blood.

"To check their suspicions, the Los Angeles doctors put victims of arthritis in an iron lung and made them over-breathe without any aspirin.

"The relief of pain and other symptoms, they found, was just as effective as that achieved with aspirin."—*Newsclip, July, 1958.*

The above is valuable information that you and I can use every day of our lives. Deep breathing reduces pain and relaxes the entire system. (But our suggestion is that you not use an aspirin-type product to help you do that breathing: There is a poisonous chemical in "headache pills" which causes the stomach to bleed internally each time it is taken, whether in tablet or powder form.)

It is now known that fallen leaves emit carbon monoxide fumes.

"Shade trees and shrubbery too close and dense around a house are unhealthful; for they prevent a free circulation of air, and shut out the rays of the sun. In consequence of this, dampness gathers in the house. Especially in wet seasons the sleeping rooms become damp, and those who occupy them are troubled with rheumatism, neuralgia, and lung complaints which generally end in consumption. Numerous shade trees cast off many leaves, which, if not immediately removed, decay, and poison the atmosphere. A yard beautified with trees and shrubbery, at a proper distance from the house has a happy, cheerful influence upon the family, and, if well taken care of, will prove no injury to health. Dwellings, if possible, should be built upon high and dry ground. If a house is built where water settles around it, remaining for a time, then drying away, a poisonous miasma arises, and fever and ague, sore throat, lung diseases, and fevers will be the result."—*Counsels on Health, 1951, pp. 58-59.*

The smog that envelopes homes and offices in and near the large cities is now known to be quite harmful in its effects. During morning and evening rush hours, when so much traffic is on the streets, smog will even be found in smaller cities and towns. A major source of the smog is automobile exhaust fumes, which contain two deadly chemicals: vaporized lead and sulfuric acid. Lead fumes, inhaled into the body, cause the destruction of red blood cells. Sulfuric acid is such a powerful toxic agent that it is the primary reason that stone cathedrals and buildings are crumbling throughout Europe.

What is the solution? Move to the country, and not too close to a large city.

A lack of fresh air is a significant factor in causing people to become ill. Yet how few realize this fact.

"Many labor under the mistaken idea that if they have taken cold, they must carefully exclude the outside air, and increase the temperature of their room until it is excessively hot. The system may be deranged, the pores closed by waste matter, and the internal organs suffering more or less inflammation, because the blood has been chilled back from the surface and thrown upon them. At this time, of all others, the lungs should not be deprived of pure, fresh air. If pure air is ever necessary, it is when any part of the system, as the lungs or stomach, is diseased."—*2 Testimonies*, p. 530.

"Many families suffer with sore throat, lung diseases, and liver complaints, brought upon them by their own course of action. Their sleeping-rooms are small, unfit to sleep in for one night, but they occupy the small apartments for weeks, and months, and years . . . They breathe the same air over and over, until it becomes impregnated with the poisonous impurities and waste matter thrown off from their bodies through the lungs and the pores of the skin . . . Those who thus abuse their health must suffer with disease."—*Spiritual Gifts*, p. 173.

"The health of the entire system depends upon the healthy action of the respiratory organs."—*2 Selected Messages*, p. 473.

"In order to have good blood, we must breathe well."—*Healthful Living*, paragraph 705.

Since a lack of fresh air can cause sickness, how very important it is that fresh air be supplied to the ill so that they can become well.

"Fresh air will prove far more beneficial to sick persons than medicine, and is far more essential to them than their food."—*Counsels on Health*, p. 55.

"The sick-room, if possible, should have a draft of air through it day and night. The draft should not come directly upon the invalid. While burning fevers are raging, there is but little danger of taking cold . . . The sick must have pure, invigorating air. If no other way can be devised, the sick, if possible, should be removed to another room, and another bed, while the sick room, the bed and bedding are being purified by ventilation."—*Counsels on Health*, pp. 56-57.

"Every breath of vital air in the sick-room is of the greatest value, although many of the sick are very ignorant on this point. They feel much depressed, and do not know what the matter is. A draught of pure air through their room would have a happy, invigorating influence upon them."—*Healthful Living*, p. 72.

Those who are aged, infirm, or invalid also have a very definite need of fresh, pure air to breathe.

"Those who have the aged to provide for should remember that these especially need warm, comfortable rooms. Vigor declines as years advance, leaving less vitality with which to resist unhealthful influences; hence the greater necessity for the aged to have plenty of sunlight, and fresh, pure air."—*Ministry of Healing*, p. 275.

"The sick need to be brought into close touch with nature. An outdoor life amid natural surroundings would work wonders for many a helpless and almost hopeless invalid."—*Ministry of Healing*, p. 262.

"How grateful to the invalids weary of city life, the glare of many lights, and the noise of the streets, are the quiet and freedom of the country! How eagerly do they turn to the scenes of nature! How glad would they be to sit in the open air, rejoice in the sunshine, and breathe the fragrance of tree and flower! There are life-giving properties in the balsam of the pine, in the fragrance of the cedar and the fir, and other trees also have properties that are health-restoring."—*Ministry of Healing*, p. 264.

"For invalids who have feeble lungs, nothing can be worse than an overheated atmosphere."—*2 Testimonies*, p. 527.

"The heated, oppressed atmosphere, deprived of vitality, benumbs the sensitive brain. The lungs contract, the liver is inactive."—*1 Testimonies*, p. 702.

It is frequently necessary, especially in cold weather, to warm the air in the home or office. But we must be careful to do this in moderation, since oxygen from the room is generally consumed in providing the heat (with a few exceptions, such as steam heat sent through pipes from a more distant heat ignition source).

"Stove heat destroys the vitality of the air and weakens the lungs."—*Place of Herbs*, p. 21.

How important it is that we ourselves—and our children also—study and work in rooms with adequate ventilation to the fresh outside air.

"Many young children have passed five hours each day in schoolrooms not properly ventilated, nor sufficiently large for the healthful accommodation of the scholars. The air of such rooms soon becomes poison to the lungs that inhale it."—*3 Testimonies*, p. 135.

"The lungs, in order to be healthy, must have pure air."—*Healthful Living*, p. 171.

"The strength of the system is, in a great degree, dependent upon the amount of pure, fresh air breathed. If the lungs are restricted, the quantity of oxygen received into them is also limited, the blood becomes vitiated, and disease follows."—*Healthful Living*, p. 176.

Buildings should be constructed in such a manner that there is always enough fresh air and sunlight entering them.

"In the construction of buildings, whether for public purposes or as dwellings, care should be taken to provide good ventilation and plenty of sunlight. Churches and schoolrooms are often faulty in this respect. Neglect of proper ventilation is responsible for much of the drowsiness and dullness that destroy the effect of many a sermon and make the teacher's work toilsome and ineffective."—*Ministry of Healing*, p. 274.

Yes, fresh air is important to our health—for it is one of the simple remedies of nature, given by God to His people.

"There are many ways of practicing the healing art; but there is only one way that Heaven approves. God's remedies are the simple agencies of nature, that will not tax or debilitate the system through their powerful properties. Pure air and water, cleanliness, a proper diet, purity of life, and a firm trust in God, are remedies for the want of which thousands are dying; yet these remedies are going out of date because their skillful use requires work that the people do not appreciate. Fresh air, exercise, pure water, and clean, sweet premises, are within the reach of all with but little expense; but drugs are expensive, both in the outlay of means, and the effect produced upon the system."—*Counsels on Health*, 1951, p. 323.

SPIRITUAL LESSONS

God asks us to come to Him that we might breathe the air of heaven. The plan of redemption was designed to give us forgiveness of sin, as well as empowerment to resist temptation and obey the commandments of God. It was given to redeem us so we might live with God and the holy angels forever.

Jesus said that He came "not to call the righteous, but sinners to repentance." (Luke 5:32). Only he who acknowledges himself to be a sinner before God can receive pardon and acceptance. The inquiry bursts from the heart: "Men and brethren, what shall we do? . . . What must I do to be saved?" (Acts 2:37; 16:30). "The sorrow of the world worketh death," but "godly sorrow worketh repentance to salvation." (2 Corinthians 7:10).

The cry of the soul is, "I will declare mine iniquity; I will be sorry for my sin" (Psalm 38:18). In heartfelt anguish for what he has done against God, he comes to Christ.

"When a man or woman shall commit any sin that men commit, to do a trespass against the Lord, and that person be guilty; then they shall confess their sin which they have done." (Numbers 5:6-7).

How thankful we can be that Jesus forgives the humble repentant sinner. "For Thou, Lord, art good, and

ready to forgive; and plenteous in mercy unto all them that call upon Thee." (Psalm 86:5). "If we confess our sins, He is faithful and just to forgive us our sins, and to cleanse us from all unrighteousness." (1 John 1:9).

Thank God that "as the heaven is high above the earth, so great is His mercy toward them that fear Him." (Psalm 103:11). "Let the wicked forsake his way, and the unrighteous man his thoughts: and let him return unto the Lord, and He will have mercy upon him; and to our God, for He will abundantly pardon." (Isaiah 55:7).

Oh, my friend, as we return to the Lord, He is so very happy to receive and accept us! "When he [the prodigal son, returning from years of sin] was yet a great way off, his father saw him, and had compassion, and ran, and fell on his neck, and kissed him." (Luke 15:20). "Who is a God like unto Thee, that pardoneth iniquity, and passeth by the transgression of the remnant of His heritage? He retaineth not His anger for ever, because He delighteth in mercy." (Micah 7:18). "Likewise, I say unto you, there is joy in the presence of the angels of God over one sinner that repenteth." (Luke 15:10).

Accepting Christ as his Saviour, the soul experiences the new birth. "Therefore if any man is in Christ, he is a new creature: old things are passed away; behold, all things are become new." (2 Corinthians 5:17).

"Thou hast in love to my soul delivered it from the pit of corruption: for Thou hast cast all my sins behind Thy back." (Isaiah 38:17). "Thou wilt cast all their sins into the depths of the sea." (Micah 7:19).

There is a great blessing for those willing to seek the Lord and forsake their sins. "Blessed is he whose transgression is forgiven, whose sin is covered. Blessed is the man unto whom the Lord imputeth not iniquity, and in whose spirit there is no guile." (Psalm 32:1-2).

This experience is for you and me today! The call of Jesus is clear, and the message is cheering. There is hope for the lowliest. Coming to Christ, we give Him our sins and dedicate our lives to His service. All that He asks of us in His Word, we are now willing to do.

Is this an experience that you want right now? I know it is. Open the doors of your heart and let the fresh air of God's salvation into your heart. It is refreshing and wonderful. It means eternal life.



Section O

Principles of Health

Part 4b

Second Law of Health - Sunlight

THE SUNLIGHT ON YOUR BODY

A miracle factory is at work just beneath your skin. And when the ultraviolet rays of the sun touch the skin, the factory sets to work.

It is a most marvelous system, and without it you could not remain alive an hour.

There are millions of red corpuscles constantly flowing through very small blood vessels throughout every part of the 3,000 square inches of your skin. And there are also tiny oil glands just beneath the skin which biochemists call sterols. As sunshine strikes them, substances within them, called ergosterols, are irradiated and transformed into vitamin D. Carried to all parts of your body, it enables you to have strong bones, teeth, and nails.

But we are getting ahead of our story—the fascinating story of what one of God's special gifts—sunlight—can do for you.

Every living thing in our world is dependent upon the sun. Without sunshine, nothing could live. Sunlight is composed of energy wavelengths of various types. We will here focus our attention on the visible rays, along with the infrared and ultraviolet rays. In this brief report—you will learn part of this miracle of what sunlight can do for you,—and how it can bring you better health and even a happier outlook on life.

In 1877, two researchers, Downes and Blunt, discovered that sunlight can destroy harmful bacteria. Today, it is used to treat bacterial infections. Sunlight on the body dramatically lowers high blood pressure, decreases blood cholesterol, lowers excessively high blood sugars, and increases white blood cells.

Adequate sunlight on your body will lower your respiratory rate, and will cause your breathing to be

slower, deeper, and even easier. Your resting heart rate will decrease, and after exercise it will return to normal much more quickly. Sunlight increases the capacity of the blood to carry more oxygen and take it to your body tissues. Even a single exposure to the ultraviolet light in sunlight will greatly increase the oxygen content of your blood. And this effect will continue for several days. Bronchial asthma patients who could hardly breathe, were able to inhale freely after a sunbath.

It is of interest that many of these beneficial effects of sunlight are heightened if a person combines sunbathing with a regular program of physical exercise. For example, fatigue and exhaustion tend to be lessened and the capacity for work is increased. It is now known that part of this is due to an increase in glycogen content of the blood and muscles following sunlight and exercise.

The strength of the heart is steadied and deepened. The pulse rate is lowered because the heart muscle is pumping more blood at each beat. This enables your heart to rest more between beats. And yet the blood output is increased by an average of 39% for several days after a sunbath. Many people worry about their blood pressure, yet regularly taking sunlight on the body lowers it. Sunbaths alone will lower blood pressure by an average of 8%; combined with exercise, it is lowered 15%.

And there are those that worry about their blood sugar because they are diabetic. It has been discovered that exposure to sunshine has an insulin-like effect on the body—it lowers the blood sugar. And it does it in exactly the right proportion. Those who have no diabetic problem experience almost no change in blood sugar, while diabetics have a striking lowering of it. It is now known that this lowering is caused by the fact that sunlight on the body causes glycogen (stored sugar) to be increased throughout the body, enabling the blood sugar to be lowered. Higher storage levels of glycogen result in more body energy for longer stretches of physical activity, with more endurance and less fatigue. (Warning: A diabetic taking sunbaths should try reducing his insulin intake, lest he inject too much.)

And then there is stress. We all encounter tensions and problems throughout the day. Sunlight can help you more easily glide through the day. A deepened sense of well-being results, and better sleep comes at night. You feel better and live better. Because you are more relaxed, the crises of life are met with less difficulty. Sunlight on the body both calms the nerves and increases adrenalin. This relaxation is not merely mental; it is physical also. Both gastric and duodenal ulcer patients have been found to improve under the beneficial effects of sunshine.

The wealth of new scientific insights on the restorative power of sunlight continues to unfold. Sunlight lowers blood cholesterol, and an excess of blood cholesterol is one of the problems leading to heart and artery disease. The basic fact underlying this truth goes back to the year 1904, when it was discovered that sunlight changes the cholesterol just under the skin into vitamin D. Because there is so much cholesterol just under the skin, when it is changed by sunlight into vitamin D, cholesterol from the blood is sent to take its place, thus lowering the cholesterol in the blood. Researchers now know that when cholesterol is removed from the blood—cholesterol stored within the plaques deposited on the artery walls takes its place. The result is a beneficial reduction of the dangerous deposits that accompany hardening of the arteries and lead to strokes. Two hours after a sunbath, an average of 13% reduction in

human blood cholesterol occurs.

Research carried out in 1970 in Russia disclosed that sunbaths help people with hardening of the arteries of the brain. Their improved mental performance and memory indicates that those harmful blood vessel deposits were lessened by the exposure to sunlight.

Incidentally, one insight that came out of this and other Russian research was the fact that patients were helped more by frequent short exposures to sunlight than by infrequent longer sunbaths. Proof of this was shown in the electrocardiograms: almost twice as good in those receiving shorter, more frequent sunshine on their bodies.

Dramatic evidence of the importance of sunlight on the body is to be found in the fact that dark-skinned races suffer more from certain diseases than light-skinned races. Of all the races, the Negro race is the most susceptible to rickets. The solution is vitamin D, but in order to manufacture it in the body, blacks must have their bodies in the sunlight more than the light-skinned races.

Because blacks require more sunlight on their bodies for good health than whites, blacks tend to have more jaundice, higher blood pressure, tuberculosis, and diabetes.

In our book, "The Water Therapy Manual" (see [order sheet](#)) (Part Two of "Better Living for Your Home"), we include a section on sunbathing as a healing principle in the treatment of tuberculosis. Tuberculosis of the skin, bone, and lung are all helped by sunbathing.

Streptococcal infections have been found to be reduced when sunlight regularly reaches the skin. In 1929, Dr. Ude introduced sunbathing into America for the treatment of erysipelas (a streptococcal infection of the skin). In 1938, penicillin was discovered and many researchers turned their eyes from sunlight to the wonder drugs. But the many dangerous side effects of these medicinal drugs are less likely to be found in taking a sunbath.

Fungus infections of the feet and toes are especially helped by sunlight. So many different bacteria and viruses exist that it is neither wise nor safe to attempt vaccination against them all. But sunlight on the body is part of the best solution to many of these problems.

Infectious diseases include many physical problems ranging from the common cold to flu,—and even the dangerous spinal meningitis.

How very important it is that we make sure that we frequently obtain the vital sunlight that our bodies so much need in order to maintain good health.

Some people believe that all of the problems of mankind are due to germs, and others think that germs are no problem at all—as long as one lives properly and eats healthfully. We well agree that right living is the most important of all, but germs in the water and air around us are not always harmless.

In 1935, Daryl Hart noted the frequency with which infections developed in people who had just had operations. He wondered whether air-borne germs might have contaminated them while the operation was in progress. He placed petri dishes in an operating room for an hour during an operation, and found 78 colonies of staphylococcus on one place alone. Was there a way that those germs in the air could have been killed? Dr. Hart placed ultraviolet lights overhead—and discovered that all the germs—including very dangerous ones—were killed within ten minutes, if they were within eight feet of those lamps. And this happened even when the lights were so low in intensity that it required eighty minutes for blond skin to be reddened. A similar experiment was done in a naval training center, in which very low-intensity ultraviolet lights were installed in the barracks. The result was a 25% reduction in respiratory infections among the recruits using those sleeping quarters.

(Please, do not set up sunlamps in your bedroom! They are far too high in intensity, and your eyes will be damaged. Instead, draw back the curtains—and let the sunlight in. For it has been scientifically established that sunlight reduces the danger of open-air transmission of disease. Sunlamps must be used with greatest care and for only a few seconds at a time.)

Water purification is now being taken to the sunlight. Chlorination kills many water-borne diseases, but the chlorine has certain carcinogenic (cancer-causing) effects. Researchers are now turning to irradiation with ultraviolet light. The four most dangerous water-borne bacterial infections are cholera, typhoid, bacillary dysentery, and hepatitis. It has been demonstrated that sunlight can kill such bacteria to some depth, if the flow of water is slow enough so that the ultraviolet radiation can effectively reach them.

What about germs on the skin? Exposure to sunlight increases the skin's resistance to disease. It does this by directly killing the bacteria on the skin. The shorter ultraviolet wave lengths are the most bactericidal, and do not particularly penetrate beneath the skin. But the longer wavelengths also kill germs, though to a lesser extent, and they penetrate more deeply.

Sunlight not only directly kills bacteria on the skin,—but it changes natural body oils on the skin into bactericidal agents! Even the vapors rising from these irradiated natural skin oils are able to kill bacteria.

Psoriasis and acne are two common skin diseases. Both are being treated with sunlight. Sunlight keeps psoriasis under control, and the purifying power of these rays helps to sterilize acne, and bring to it more rapid healing.

Sunlight also strengthens the body's immune system. This is partly due to the fact that sunlight striking the body increases the number of white blood cells in the body. These are the fighter cells that resist infection by gobbling it up wherever found in the body. There is one particular white blood cell that is the most powerful germ killer of them all: the lymphocyte. Science has now come to the startling conclusion that sunlight increases the number of lymphocytes—more than any other kind of white blood cell.

Antibody production, so important to a successful resistance to infection, is also greatly increased after sunbathing. This is due to the fact that it is primarily the lymphocytes that produce the antibodies, such as the very important gamma globulins. In laboratory animals, this antibody increase can last for two or three weeks.

Neutrophils, fairly common white blood cells, are very important. They spend their life within your body eating up bacteria, fungus, and other harmful invaders. After being exposed to the sun, the neutrophils are, in some unknown way, stimulated to chew up harmful bacteria even more rapidly. Research experiments have disclosed that this increase in gobbling action is doubled after a sunbath.

Did you ever notice that people are more likely during the winter months to contract colds, during spells of lessened sunlight?

An interesting study related to this fact is that of the early polar explorers. After spending months in those icy areas with so little sunlight, they would always develop upper respiratory infections upon returning home. The lack of sunlight for eight months had weakened their immune systems, and their antibodies and white blood cells were markedly decreased.

And, of course, sunlight also affects your bones.

In children without adequate sunlight, the vitamin D needed to calcify the bones is not present in proper amounts for the body to lay down calcium in the bones—and they bend more easily. In adults, when there is not enough vitamin D in the body, the calcium leaves the bones and they become softer.

In one research study, over 800 children were studied, and it was noted that they had more dental cavities during the winter and spring months than during the summer months. The lessened sunlight in the winter would be a factor here. However, it should also be noted that those children probably also had less fresh greens, vegetables, and fruit during the winter months. This would also affect their vitamin C and calcium intake—both important to good bones and teeth.

Newborn and young children in areas of the world with less sunlight have a tendency to develop jaundice. It was a nurse in England that first discovered that sunlight could eliminate the problem. Two blood samples taken of the same infant, one shortly after the other—brought the whole matter to the attention of medical science. The sunlight bath given by the nurse, Mrs. Ward, to that infant dramatically changed its condition.

Further study into this revealed that sunlight through glass could partially but not as effectively help the infants with jaundice.

Jaundice in adults can be caused by a number of different factors; sunlight seems to help in every case.

But of all light available, there is none as healthful to the human body as full-spectrum sunlight taken

out-of-doors.

It was centuries ago that the beneficial value of sunlight in the treatment of arthritis was first observed. Many examples of this could be cited, but the moral of the story is this: If you have arthritis, take sunbaths.

Gout is also helped by sunlight. It is thought that the ultraviolet rays increase uric acid excretion.

Sunlight helps heal wounds. Under its influence, they heal better and more rapidly. Part of the reason for this is the greater blood supply to the wounded body area when sunlight has fallen on it. Another reason is the purifying effects of the sun's rays. But there are other factors involved of which we are not yet certain.

Sunlight, which can help heal wounds, can also aid in the treatment of sores and surface ulcers. Older folk can develop such problems due to an inadequate blood circulation. But sunlight increases the circulation.

An unusual new development in sunlight research involves that of poisonous chemicals. Sunbathing helps destroy many of them, such as lead, mercury, cobalt, manganese, cadmium, fluoride, benzene, pesticides, and even aids in the elimination of quartz and coal dust.

For example, lead was removed twice as fast from the bodies of animals receiving adequate doses of sunlight. The principle here is that the ultraviolet light in sunlight apparently increases the number of enzymes that eliminate toxic chemicals by metabolizing them. Russians give sunlight therapy daily to miners to help remove coal, quartz, and other rock dusts from their lungs.

Yet, oddly enough, while toxic levels of heavy metal and rock particles are removed by sunlight—the amount of valuable trace minerals in the blood are increased.

One unusual fact that turned up in the course of sunlight research was the insight that experimental animals receiving sunlight treatments undergo some weight loss. It is thought that this is related to increased thyroid production, which sunlight is known to do. Basal body metabolism is thus increased and more calories are burned up.

Sunlight striking the skin also increases muscle tone, and this in turn would use up more calories. Sunlight even helps childbirth. Dr. Robert Bradley, an obstetrician of many years experience, has discovered that women who obtained extra sun over all their body in the months before delivery were less likely to tear at childbirth. He found their skin to be more flexible and less brittle at the time of delivery.

The University of Illinois did research on students, and found that the ones who received regular sunbaths showed greater interest in their classes, attended more regularly, and were more alert. F.A.

Kummerow found that sunlight treatments favorably affect the mind and help balance the stimulating and depressing nerve impulses. Try sunbathing yourself—and notice how you will gain a feeling of general well-being and a more cheerful outlook on life.

For the healthiest home, let the light in. Push the curtains back so the sunshine can pour in. Yes, it may fade the rug, but the benefits are far greater than the losses. Sunlight purifies the air in the room. Normal air exchange will carry that air to the north rooms of the house and help purify them. Did you know that patients in hospitals tend to recover more quickly when they are in southern exposure rooms, and less quickly when they are in rooms located on the north side? Let the sunlight into your home, as much as possible, and open the doors between the different rooms, so that its quiet, healing influence may permeate your home.

Rooms can be partially purified by skylight (sunlight reflected from the sky) coming in through the windows. See our book, *Prophet of the End*, pages 69-70 (see [order sheet](#)), for more information on this.

HOW TO OBTAIN THE NEEDED SUNLIGHT

Not-too-much and often-as-possible is the best formula. Dr. Zane Kime, whose book, *Sunlight* is a classic in the field, wrote this:

"If too much sunlight is received, it can have a drying effect, and one may occasionally have flaking, dry skin. Exposure to the sun should be progressive, beginning with only a few minutes a day . . . If the tissues of the skin are saturated with the necessary vitamins, the sun will not age the skin, but enhance its beauty. *Sunlight*, p. 89.

If you would like an abundance of scientific background information on the therapeutic value of sunshine, obtain a copy of Dr. Kime's book, *Sunlight* (see [order sheet](#)).

On page 267 of that book, you will find a listing of many of the human diseases that sunlight can help alleviate.

Here is another important quotation from Dr. Kime's book:

"Nutrition and sunlight are intimately related. By striking the skin, sunlight can produce certain hormones and nutrients like vitamin D. Unless one has a proper diet, sunlight has an ill effect on the skin. This must be emphasized: Sunbathing is dangerous for those who are on the standard high-fat American diet or do not get an abundance of vegetables, whole grains, and fresh fruits. Those on the standard high-fat diet should stay out of the sun and protect themselves from it; but, at the same time, they will suffer the consequences of both the high-fat diet and the deficiency of sunlight."—*Zane Kime, Sunlight*, p. 117.

The problem here is skin cancer. (1) If you are not eating a healthful diet, and (2) if you are getting too much sunlight on your skin,—your chances of developing skin cancer are greater.

Fortunately, of all the malignancies that plague mankind, skin cancer is the easiest to detect and the easiest to remove. In relation to its frequency of occurrence, there are fewer deaths from skin cancer than from any other type of carcinoma.

But, in view of the advantages—and dangers—of sunbathing,—what is the best way to obtain it? How long should we sunbathe, and how often? Here are some suggestions:

Some people are more sensitive to sunlight than others. They burn more quickly. Such individuals should take less sunlight to start with and never obtain very much at a time. Others can take more. Dark-skinned people will need to spend more time in the sun in order to obtain enough. The higher in the sky the sun is, the stronger its rays. In the winter months, you will want to sunbathe near noontime, since the sun is lower in the winter skies. In the summer, there is a wider range of hours to select from. Keep in mind that the higher the sun is in the sky, the more ultraviolet rays it sends to your body. And those are the rays that purify; they are also the rays that can bring sunburn. Also keep in mind your latitude. The farther north you live, the lower in the sky the sun will be at noon. People sunburn more quickly at the beach than at home. This is due to the fact that light rays reflect back from the sun. (Snow reflects 85% of the ultraviolet; dry sand 17%, water 3-5%, and grass 2.5%.) Wet skin burns more rapidly than dry skin.

Many of the drugs, cosmetics and soaps that people use tend to sensitize the skin so that burning can occur more easily. Another problem is the suntan lotions. These frequently tend to block out the sun's rays, and this you do not want.

Sunbathe under the sun—without any glass or plastic between. Be in the sun regularly; best at about the same time of the day you were last in it. Carefully time yourself. This writer uses a stopwatch and begins at two minutes to a side, and finds that he does best not to later go beyond eight minutes per side. Have it settled in your mind that you want a balanced and regular program of sunbathing, not just a suntan. As we said earlier: You want frequent sunlight on your body, but not too much at a time. This is an ideal that you may not always be able to achieve. But such a program, combined with a good diet, will give you the healing sunlight you need, with little likelihood of skin cancer.

On the first day, start with no more than two minutes to a side, and later lengthen it. Do it every day, every other day, or as often as you are able. Beware: Sunlight is relaxing; do not fall asleep during a sunbath.

If you are able to do so, build an inexpensive solarium where you can take sunbaths in privacy. In this way, each sunbath will bring the healing, purifying, strengthening rays to a larger part of your body than would otherwise be possible.

Carotene and vitamin A in the diet, along with fresh fruits and vegetables, while carefully avoiding free fats (grease, oil, etc.)—will help protect you from the negative effects of sunlight.

Should you use artificial sunlamps? Only if there is absolutely no way you can get out into the sunlight itself. Never buy or use a sunlamp that produces ultraviolet rays with frequencies below 290 nm. (Only a few firms manufacture sunlamps with safe radiation frequencies—above 290 nm.)

If you use sunlamps, always wear protective glasses to shield your eyes, and work quickly, rotating before the bulb. Sunlamps are dangerous—be careful!

It is possible to purchase ultraviolet window panes—that will let in the ultraviolet from the sun. Apparently, this new development is useful. Overcast skies only filter out about 20% of the ultraviolet rays, so such windows could enable you to take a sunbath in a blizzard.

Sunlight is one of the great blessings given by God to you. Let it help you and your loves ones every day, and thank Him daily for such a wonderful gift.

ADDITIONAL PRINCIPLES

"Shade-trees and shrubbery too close and dense around a house are unhealthy; for they prevent a free circulation of air, and prevent the rays of the sun from shining through sufficiently. In consequence of this a dampness gathers in the house. Especially in wet seasons the sleeping-rooms become damp, and those who sleep in the beds are troubled with rheumatism, neuralgia, and lung complaints, which generally end in consumption. Numerous shade trees cast off many leaves, which, if not immediately removed, decay, and poison the atmosphere. A yard, beautiful with scattering trees and some shrubbery at a proper distance from the house, has a happy, cheerful influence upon the family, and if well taken care of, will prove no injury to health."—*How to Live*, p. 64.

"Rooms that are not exposed to light and air become damp. Beds and bedding gather dampness, and the atmosphere in these rooms is poisonous, because it has not been purified by light and air. Various diseases have been brought on by sleeping in these fashionable, health-destroying apartments . . . Sleeping rooms, especially, should be well ventilated, and the atmosphere made healthful by light and air. Blinds should be left open several hours each day, the curtains put aside, and the room thoroughly aired. Nothing should remain, even for a short time, which would destroy the purity of the atmosphere."—*How to Live*, pp. 62-63.

"Life in the open air is good for body and mind. It is God's medicine for the restoration of health. Pure air, good water, sunshine, the beautiful surroundings of nature—these are His means for restoring the sick to health in natural ways. To the sick it is worth more than silver or gold to lie in the sunshine or in the shade of the trees."—*7 Testimonies*, p. 85.

"The guest-chamber should have equal care with the rooms intended for constant use. Like the other bedrooms, it should have air and sunshine, and should be provided with some means of heating to dry out the dampness that always accumulates in a room not in constant use. Whoever sleeps in a sunless room, or occupies a bed that has not been thoroughly dried and aired, does so at the risk of health, and often life."—*Ministry of Healing*, p. 275.

"If those who are well need the blessing of light and air, and need to observe habits of cleanliness in order to remain well, the sick are in still greater need of them in proportion to their debilitated condition."—*How to Live*, p. 60.

"If you would have your homes sweet and inviting, make them bright with air and sunshine. Remove your heavy curtains, open the windows, throw back the blinds, and enjoy the rich sunlight, even if it be at the expense of the colors of your carpets."—2 *Testimonies*, p. 527.

"If the windows were freed from blinds and heavy curtains, and the air and sun permitted to enter freely the darkened rooms, there would be seen a change for the better in the mental and physical health of the children. The pure air would have an invigorating influence upon them, and the sun that carries healing in its beams would soothe and cheer, and make them happy, joyous, and healthy."—*Healthful Living*, p. 229.

"Exercise, and a free use of the air and sunlight, . . . would give life and strength to many an emaciated invalid."—*Our High Calling*, p. 223

SPIRITUAL LESSONS

God wants His people to be like the sunshine. They are to be the light of the world. They are to rejoice in His salvation, and share the glorious news of deliverance with everyone they meet.

It is daily consecration which begins this experience. Jesus is calling upon us to make this daily, renewed dedication to Him. "I beseech you therefore, brethren, by the mercies of God, that ye present your bodies a living sacrifice, holy, acceptable unto God, which is your reasonable service." (Romans 12:1).

Each new dedication, lived out in the daily life, makes us more like our Master—the One who we are trying to be like. "Let this mind be in you, which was also in Christ Jesus" (Philippians 2:5), for He "made Himself of no reputation, and took upon Him the form of a servant." (Philippians 2:7).

The closer we come to Jesus, the more we can understand His character of love, gentleness, and helpfulness. "Take My yoke upon you, and learn of Me; for I am meek and lowly in heart: and ye shall

find rest unto your souls." (Matthew 11:29).

It is unselfish ministry to others that makes the difference between the Christian and the worldling. "And whosoever will be chief among you, let him be your servant: even as the Son of man came not to be ministered unto, but to minister, and to give His life a ransom for many." (Matthew 20:27-28). Jesus said, "I am among you as he that serveth." (Luke 22:27).

Sunshine in the life of the Christian means to love God and live to help and bless others. It also means to praise God with all the heart and soul. "By Him therefore let us offer the sacrifice of praise to God continually, that is, the first fruit of our lips giving thanks to His name." (Hebrews 13:15).

Sunshine never stops, but the clouds sometimes keep us from seeing it. Let our praise to the Lord be continual also. "I will bless the Lord at all times: His praise shall continually be in my mouth." (Psalm 34:1). "Every day will I bless Thee; and I will praise Thy name for ever and ever." (Psalm 145:2).

"In every thing give thanks; for this is the will of God in Christ Jesus concerning you." (1 Thessalonians 5:18). "Giving thanks always for all things unto God and the Father in the name of our Lord Jesus Christ." (Ephesians 5:20).

What a wonderful way to live! Always dwelling in the sunshine of God's countenance; always spreading the sunshine to those around you. "Be careful for nothing; but in every thing by prayer and supplication with thanksgiving let your requests be made known unto God." (Philippians 4:6).

When the sunshine of praise is not present, we lapse into doubt, discontent, and darkness. "Because that, when they knew God, they glorified Him not as God, neither were thankful; but became vain in their imaginations, and their foolish heart was darkened." (Romans 1:21).

Whether on the street, about our business, or at church—let us praise the Lord. "My praise shall be of Thee in the great congregation: I will pay my vows before them that fear Him." (Psalm 22:25).

We praise God by telling others how good He has been to us, and the blessings and protection He has brought us. "Come and hear, all ye that fear God, and I will declare what He hath done for my soul." (Psalm 66:16). "My soul shall make her boast in the Lord; the humble shall hear thereof, and be glad." (Psalm 34:2).

In every place and by every means, praise the Lord. "Praise ye the Lord. Praise God in His sanctuary: praise Him in the firmament of His power. Praise Him for His mighty acts: praise Him according to His excellent greatness . . . Let everything that hath breath praise the Lord. Praise ye the Lord." (Psalm 150:1, 2, 6) Spread the sunshine.

From age to age, throughout times past and eternity to come, God's people praise Him with song and rejoicing. "Where wast thou when I laid the foundations of the earth? . . . when the morning stars sang

together, and all the sons of God shouted for joy?" (Job 38:4,7). "Then sang Moses and the children of Israel this song unto the Lord . . The Lord is my strength and song, and He is become my salvation: . . and I will exalt Him." (Exodus 15:1-2). "Serve the Lord with gladness." (Psalm 100:2).



Section O

Principles of Health

Part 4c

Third Law of Health - Abstemiousness

THE POWER OF ABSTEMIOUSNESS

To be "abstemious" is to be moderate or sparing in the use of certain things, including an excess of even good food. Temperance has a similar meaning: It means to have moderation or self-restraint.

Temperance can also mean to totally avoid certain substances or activities, and so does abstinence.

We are here speaking of self-control. In order to succeed physically, mentally, and morally in life, we must have temperance in regard to things good and abstinence in regard to things harmful.

"In order to preserve health, temperance in all things is necessary,—temperance in labor, temperance in eating and drinking."—*How to Live*, p. 57.

"True temperance teaches us to abstain entirely from that which is injurious, and to use judiciously only healthful and nutritious articles of food."—*Health Reformer*, April 1, 1877.

The evangelist, Paul, counsels us to be "temperate in all things" (1 Corinthians 9:25). This means that we should shun that which is harmful, avoid unneeded extremes, and be moderate in the enjoyment of those things which are lawful. Health of body, mind, and soul is impossible without careful, temperate living.

Even when eating the most careful diet, you can get too much of a good thing. Too much, even of the best food, is harmful. Too much sunshine can result in severe sunburn; too much exercise can cause excessive exhaustion. The Apostle Paul said, "Let your moderation be known unto all men" (Philippians 4:5). Seneca said, "Man does not die; he kills himself!" Much of the tragic shortening of men's lives—that we so often see around us—is unnecessary. Men and women violate the laws of health, and the law of abstemiousness is one of the most important of these laws.

The well-known American writer, William Cullen Bryant, lived to a very old age. When asked the reason for his excellent health at such an advanced age, he replied, "It is all summed up in one word: moderation." If we would be temperate in all things, self-control must be exercised in our conversation, in our daily diet, in our work habits, in our recreation, in our travels, in our time for sleep, and in our study. Throughout life, we must ever be on guard lest we fall into intemperance. The strains and injuries of earlier years add up and reveal themselves in the later years. Live carefully, and if you are not doing so,—then immediately turn about and determine that, by the help of God, you will live a better life. Fortunately, whenever we begin living more healthfully, our future happiness immediately begins improving.

The will power to make the needed changes can be found only in Christ, humble submission to Him, and careful obedience to His Inspired Word. It is the will of our heavenly Father that we not only learn and obey His Moral Law, the Ten Commandments, but that we also learn and obey the physical laws that govern our being.

A little later in this chapter will be found a number of very helpful quotations that will explain the importance of studying and living by the laws of health. Moderation is something that but few value as they should. Yet it is the cord that binds together many other health principles.

The Bible says, "Every man that striveth for the mastery is temperate in all things." (1 Corinthians 9:25). As we have mentioned earlier, true temperance includes moderation in things good as well as abstinence in things harmful.

Here are some of the harmful things that should be avoided: Do not use tobacco in any form, for it is a slow but powerful poison. Totally avoid alcoholic drinks. Stay away from poisonous substances and toxic drugs. This includes not only liquids and solids, but also vapors and fumes. Beware of addicting substances and never indulge in them. Included under this category would be not only alcoholic beverages, but also caffeine products, such as coffee, tea, and cola drinks. Caffeine products injure your organs and; in addition, cola drinks gradually melt your teeth.

The heavily sugared foods, such as candy, ice cream, cake, and chewing gum are better left alone.

The Bible says not to eat the blood or the fat, yet it is practically impossible to prepare meat dishes with any taste—after all the blood, fat, and uric acid (urine in the tissues) has been first soaked and boiled out of the raw meat.

Do not use greasy foods. This includes butter, margarine, and animal fat. Any oil that is solid or semi-solid at room temperature should never be put into the body. Beware of trans-fats. These are the partially hydrogenated oils that have been put into margarine and many other foods. An example of this is the peanut butter sold in regular grocery stores. You will notice that it contains no free-flowing ("runny") oil. All of the oil has been solidified by hydrogenation into a grease form.

Chemically, such grease has the same effect in the body that animal fat has. (In addition, some manufacturers remove the expensive peanut oil from the crushed peanuts, and then add to the peanut pulp a cheap oil that has been hydrogenated into grease. This cheap oil additive is sometimes an animal fat, although marked on the label as "vegetable oil.") Meat in the diet has a tendency to rot in the system. This is due to the fact that our digestive tracts are much longer than those of dogs, tigers, and other flesh-eating animals.

Do not cook or eat food in aluminum. Aluminum salts are poisonous to the body. Avoid foods that have been taken apart, such as white flour, white rice, white sugar, white bread, etc. Instead eat the whole foods: whole-grain bread and cereal, brown rice, honey, etc.

Baking powder and soda should not be used in food preparation, for they damage the delicate lining of the stomach. Vinegar is a powerful acid and should never be in any food that you eat.

The use of spices and condiments disturbs the stomach, creates a thirst that is difficult to satisfy with food, can lead to addictive habits, and has been known to cause disease. For example, white and black pepper can lead to intestinal cancer.

Avoid automobile and tobacco fumes. Car exhaust contains lead, and cigarette smoke has many dangerous chemicals, in addition to nicotine. Stay away from spray painters. Metal lacquer (such as is used by auto body refinishers) is especially harmful to the lungs.

Chlorinated water leads to atherosclerosis, and fluoridated water injures your bones, teeth, and nerves.

Do not eat or drink things that are too hot or too cold. Both upset the stomach and weaken the digestive system.

Food preservatives and insecticide residues are both dangerous in food. It is best to wash fresh fruit and vegetables before eating them, in order to eliminate as much of the insecticide as possible. Try to avoid using processed foods that list preservatives on the label.

Both chocolate and cocoa contain harmful substances.

That which is harmful should be avoided, and many of those things which are good should be used in moderation: Maintain a balance of rest and exercise; not too much work or too little. Regularity in scheduling and the daily routines of life will greatly aid in keeping you in the best health. Try to have a set time for rising, morning worship, prayer, drinking your water, mealtime, quitting time in the afternoon, family worship, evening walk time, bedtime, etc. Maintaining simple routines simplifies life, relaxes the mind, and helps us work more efficiently.

Personal cleanliness is actually another type of moderation.

Cleanliness of body, clothing, bedding, and house are important to good health. Open the windows and let in the purifying sunlight and fresh air. Water is the best cleansing agent known to mankind. It is a gift of God. Keep your environment clean and your life will be a happier one.

Closely related to cleanliness is neatness and tidiness. Keeping things neat and in order is both encouraging to the spirits and helpful to mental efficiency.

Tight compressions about the waist, such as belts, corset, etc., can induce later pelvic organ disease. Suspend the clothing from the shoulders. Wear clothing that will avoid chilling of the arms and legs.

Refuse to live a life of anxious concern. Worry wears out the life forces. If you cannot solve it in five minutes, give it to God in prayer—and then forget it. Later the solutions will come to mind. That simple habit has been a help to this writer.

Have certain times to work and certain times not to; do the same with your mind. Turn it off at times and just relax. Above all things, keep cheerful, and keep close to God and His Written Word. Permit nothing to keep you continually depressed or anxious. People that are cheerful and relaxed always are healthier and have longer, happier lives than they otherwise would—without exception.

A cheerful, relaxed, unworried attitude; trust in God; prayerful and obedient study of His Scriptures; moderation in living habits; the use of the eight natural remedies; the avoidance of addictive and poisonous substances; trying to be a blessing and a help to those around you (regardless of whether they seem to appreciate your efforts);—this is the seven-fold formula for a happy, satisfying, worthwhile, and long life.

ADDITIONAL PRINCIPLES

"God is the owner of the whole man. Soul, body, and spirit are His. God gave His only begotten Son for the body as well as the soul, and our entire life belongs to God, to be consecrated to His service, that through the exercise of every faculty He has given, we may glorify Him."—*Healthful Living*, p. 9.

"The living organism is God's property. It belongs to Him by creation and by redemption; and by a misuse of any of our powers we rob God of the honor due Him."—*Counsels on Diet and Foods*, p. 16.

"The wonderful mechanism of the human body does not receive half the care that is often given to a mere lifeless machine."—*Gospel Workers*, p. 175.

"The health should be as sacredly guarded as the character."—*Counsels to Parents, Teachers and Students*, p. 84.

"Our very bodies are not our own, to treat as we please, to cripple by habits that lead to decay, making it impossible to render to God perfect service. Our lives and all our faculties belong to Him. He is caring for us every moment; He keeps the living machinery in action; if we were left to run it for one moment, we should die. We are absolutely dependent upon God."—*Medical Ministry, p. 13.*

"It is our duty to study the laws that govern our being, and conform to them. Ignorance in these things is sin."—*Healthful Living, p. 13.*

"From the first dawn of reason, the human mind should become intelligent in regard to the physical structure. We may behold and admire the work of God in the natural world, but the human habitation is the most wonderful."—*Counsels to Parents, Teachers, and Students, p. 125.*

"Ignorance of physiology and neglect to observe the laws of health have brought many to the grave who might have lived to labor and study intelligently."—*Special Testimonies on Education, p. 98.*

"To become acquainted with the wonderful human organism,—the bones, muscles, stomach, liver, bowels, heart, and pores of the skin,—and to understand the dependence of one organ upon another for the healthful action of all, is a study in which most mothers take no interest."—*3 Testimonies, p. 136.*

"Study that marvelous organism, the human system, and the laws by which it is governed."—*Christian Temperance, p. 120.*

"If people would reason from cause to effect, and would follow the light which shines upon them, they would pursue a course which would insure health, and the mortality would be far less . . . All who possess common capabilities should understand the wants of their own system."—*How to Live, p. 51.*

"He who hungers and thirsts after God will seek for an understanding of the laws which the God of wisdom has impressed upon creation. These laws are a transcript of His character. They must control all who enter the heavenly and better country."—*Unpublished Testimonies, August 30, 1896.*

"God's law is written by His own finger upon every nerve, every muscle, every faculty which has been entrusted to man."—*Unpublished Testimonies, August 30, 1896.*

"The transgression of physical law is transgression of God's law.

"Our Creator is Jesus Christ. He is the author of our being. He is the author of the physical

law as He is the author of the Moral Law. And the human being who is careless and reckless of the habits and practices that concern his physical life and health, sins against God. God is not revered, respected or recognized.

"This is shown by the injury done to the body in violation of physical law."—*Unpublished Testimonies, May 19, 1897.*

"God loves His creatures with a love that is both tender and strong. He has established the laws of nature; but His laws are not arbitrary exactions. Every 'Thou shalt not,' whether in physical or Moral Law, contains or implies a promise. If it is obeyed, blessings will attend your steps; if it is disobeyed, the result is danger and unhappiness."—*5 Testimonies, p. 545.*

"Health, strength, and happiness depend upon immutable laws; but these laws cannot be obeyed where there is no anxiety to become acquainted with them."—*Health Reformer, September 1, 1881, p.11.*

"God is greatly dishonored by the way in which man treats his organism, and He will not work a miracle to counteract perverse violations of the laws of life and health."—*Unpublished Testimonies, August 30, 1896.*

"The Lord has made it a part of His plan that man's reaping shall be according to his sowing."—*Unpublished Testimonies, May 19, 1897.*

"God calls for reformers to stand in defense of the laws He has established to govern the human system, and to maintain an elevated standard in the training of the mind and culture of the heart."—*Testimonies to Ministers and Workers, p. 195.*

"It is the duty of every human being, for his own sake and for the sake of humanity, to inform himself or herself in regard to the laws of organic life, and conscientiously to obey them . . . It is the duty of every person to become intelligent in regard to disease and its causes. You must study your Bible, in order to understand the value that the Lord places on the men whom Christ has purchased at such an infinite price. Then we should become acquainted with the laws of life, that every action of the human agent may be in perfect harmony with the laws of God. When there is so great peril in ignorance, is it not best to be wise in regard to the human habitation fitted up by our Creator, and over which He desires that we shall be faithful stewards?"—*Unpublished Testimonies, December 4, 1896.*

"The transgression of the physical law is transgression of God's law. Our Creator is Jesus Christ."—*Unpublished Testimonies, May 19, 1897.*

"Every law governing the human machinery is to be considered just as truly divine in

origin, in character, and in importance as the Word of God. Every careless action, any abuse put upon the wonderful mechanism, by disregarding His specified laws of the human habitation, is a violation of God's law. This law embraces the treatment of the entire being."—*Unpublished Testimonies, January 11, 1897.*

"God has formed laws to govern every part of our constitutions, and these laws which He has placed in our being are divine, and for every transgression there is a fixed penalty, which sooner or later must be realized."—*Healthful Living, p. 20.*

"Our first duty, one which we owe to God, to ourselves, and to our fellow men, is to obey the laws of God, which include the laws of health."—*3 Testimonies, p. 164.*

"The laws governing the physical nature are as truly divine in their origin and character as the law of the Ten Commandments.

"Man is fearfully and wonderfully made; for Jehovah has inscribed His law by His own mighty hand on every part of the human body."—*Unpublished Testimonies, August 5, 1896.*

"It is just as much sin to violate the laws of our being as to break one of the Ten Commandments, for we cannot do either without breaking God's law."—*2 Testimonies, p. 70.*

"A violation of these laws is a violation of the immutable law of God, and the penalty will surely follow."—*Review and Herald, October 16, 1883.*

"All our enjoyment or suffering may be traced to obedience or transgression of natural law."—*3 Testimonies, p. 161.*

"God, the Creator of our bodies, has arranged every fiber and nerve and sinew and muscle, and has pledged Himself to keep the machinery in order if the human agent will cooperate with Him and refuse to work contrary to the laws which govern the human system."—*Unpublished Testimonies, August 30, 1896.*

"Every misuse of any part of our organism is a violation of the law which God designs shall govern us in these matters; and by violating this law, human beings corrupt themselves. Sickness, disease of every kind, ruined constitutions, premature decay, untimely deaths,—these are the result of a violation of nature's laws."—*Unpublished Testimonies, August 30, 1896.*

"Sickness is caused by violating the laws of health; it is the result of violating nature's laws."—*3 Testimonies, p. 164.*

"Everything that conflicts with natural law creates a diseased condition of the soul."—*Review and Herald, January 25, 1881.*

"The moral powers are weakened because men and women will not live in obedience to the laws of health, and make this great subject a personal duty."—*3 Testimonies, p. 140.*

"Satan knows that he cannot overcome man unless he can control his will. He can do this by deceiving men so they will cooperate with him in transgressing the laws of nature, which is transgression of the law of God."—*Temperance, p. 16.*

"If we unnecessarily injure our constitutions, we dishonor God, for we transgress the laws of our being."—*Healthful Living, p. 27.*

"If appetite, which should be strictly guarded and controlled, is indulged to the injury of the body, the penalty of transgression will surely result."—*Unpublished Testimonies, August 30, 1896.*

"Intemperance of any kind is a violation of the laws of our being."—*Review and Herald, September 8, 1874.*

"Eating merely to please the appetite is a transgression of nature's laws."—*Unpublished Testimonies, August 30, 1896.*

"Health is a great treasure. It is the richest possession that mortals can have. Wealth, honor, or learning is dearly purchased, if it be at the loss of the vigor of health. None of these attainments can secure happiness if health is wanting."—*Christian Education, p. 16.*

"The health should be as sacredly guarded as the character."—*Christian Temperance, p. 83.*

"Our physical, mental, and moral powers are not our own, but lent us of God to be used in His service." —*Healthful Living, p. 29.*

"The importance of the health of the body is to be taught as a Bible requirement."—*Unpublished Testimonies, August 30, 1896.*

"All who profess to be followers of Jesus should feel that a duty rests upon them to preserve their bodies in the best condition of health, that their minds may be clear to comprehend heavenly things."—*2 Testimonies, pp. 522-523.*

"That time is well spent which is directed to the establishment and preservation of sound

physical and mental health . . . It is easy to lose health, but it is difficult to regain it."—*Review and Herald, September 23, 1884.*

"God has not changed, neither does He propose to change our physical organism, in order that we may violate a single law without feeling the effects of its violation . . . By indulging their inclinations and appetites, men violate the laws of life and health; and if they obey conscience, they must be controlled by principle in their eating and dressing, rather than be led by inclination, fashion, and appetite."—*Counsels on Diet and Foods, 161.*

"Neglecting to exercise the entire body, or a portion of it, will bring on morbid conditions. Inaction of any of the organs of the body will be followed by a decrease in size and strength of the muscles, and will cause the blood to flow sluggishly through the blood vessels."—*3 Testimonies, p. 176.*

"Perfect health depends upon perfect circulation."—*2 Testimonies, p. 531.*

"The health of the entire system depends upon the healthy action of the respiratory organs."—*How to Live, p. 57.*

"If we would have health, we must live for it."—*Health Reformer, December 1, 1870.*

"We can ill afford to dwarf or cripple a single function of mind or body by overwork, or by abuse of any part of the living machinery."—*Review and Herald, September 23, 1884.*

"A sound body is required for a sound intellect."—*Christian Education, p. 17.*

"A careful conformity to the laws God has implanted in our being will insure health, and there will not be a breaking down of the constitution."—*Health Reformer, August 1, 1866.*

"Blindness mingles with the want of moral courage to deny your appetite, to lift the cross, which means to take up the very duties that cut across the natural appetites and passions."—*Unpublished Testimonies, November 5, 1896.*

"Nature's path is the road He [God] marks out, and it is broad enough for any Christian."—*3 Testimonies, p. 63.*

"Overeating prevents the free flow of thought and words, and that intensity of feeling which is so necessary in order to impress the truth upon the heart of the hearer."—*3 Testimonies, p. 310.*

"Excessive eating of even the best of food will produce a morbid condition of the moral

feelings . . . Wrong habits of eating and drinking lead to errors in thought and action. Indulgence of appetite strengthens the animal propensities, giving them the ascendancy over the mental and spiritual powers . . . Everything that conflicts with natural law creates a diseased condition of the soul."—*Review and Herald, January 25, 1881.*

"The foundation of all enduring reform is the law of God. We are to present in clear, distinct lines the need of obeying this law.

"Its principles must be kept before the people. They are as everlasting and inexorable as God Himself.

"One of the most deplorable effects of the original apostasy was the loss of man's power of self-control. Only as this power is regained, can there be real progress."—*Ministry of Healing, p. 129.*

"The less feverish the diet, the more easily can the passions be controlled."—2 *Testimonies, p. 352.*

"A failure to care for the living machinery is an insult to the Creator. There are divinely appointed rules which if observed, will keep human beings from disease and premature death."—*Counsels on Diet and Foods, p. 16.*

"Dearly beloved, I beseech you as strangers and pilgrims, abstain from fleshly lusts, which war against the soul."—*1 Peter 2:11.*

"Parents often make a mistake by giving their children too much food. Children treated in this way will grow up dyspeptics.

"Moderation in the use of even good food is essential."—*Child Guidance, p. 391.*

"Irregularity in eating and drinking, and improper dressing, deprave the mind and corrupt the heart, and bring noble attributes to the soul in slavery to the animal passions."—*Health Reformer, October 1, 1871.*

"A diseased body causes a disordered brain, and hinders the work of sanctifying grace upon the mind and heart."—*Health Reformer, September 1, 1871.*

"If man will cherish the light that God in mercy gives him upon health reform, he may be sanctified through the truth, and fitted for immortality."—3 *Testimonies, p. 162.*

"Every organ of the body is made to be servant of the mind."—3 *Testimonies, p. 136.*

"The brain is the capital of the body, the seat of all the nervous forces and of mental action. The nerves proceeding from the brain control the body. By the brain nerves, mental impressions are conveyed to all the nerves of the body as by telegraph wires; and they control the vital action of every part of the system. All the organs of motion are governed by the communications they receive from the brain."—*3 Testimonies*, p. 69.

"The brain nerves which communicate with the entire system are the only medium through which Heaven can communicate to man and affect his inmost life. Whatever disturbs the circulation of the electric currents in the nervous system, lessens the strength of the vital powers, and the result is a deadening of the sensibilities of the mind."—*2 Testimonies*, p. 347.

"A calm, clear brain and steady nerves are dependent upon a well-balanced circulation of the blood."—*Healthful Living*, p. 194.

"Immediately after eating there is a strong draught upon the nervous energy . . . Therefore, when the mind or body is taxed heavily after eating, the process of digestion is hindered. The vitality of the system, which is needed to carry on the work in one direction, is called away and set to work in another."—*2 Testimonies*, p. 413.

"Every wrong habit which injures the health of the body, reacts in effect upon the mind."—*Health Reformer*, February 1, 1871.

"The brain is the citadel of the whole man, and wrong habits of eating, dressing, or sleeping affect the brain, and prevent the attaining of that which the student desires,—a good mental discipline. Any part of the body that is not treated with consideration will telegraph its injury to the brain."—*Christian Education*, p. 125.

"It is impossible for the brain to do its best work when the digestive powers are abused. Many eat hurriedly of various kinds of food, which set up a war in the stomach, and thus confuse the brain . . . At mealtime cast off care and taxing thought. Do not be hurried, but eat slowly and with cheerfulness, your heart filled with gratitude to God for all His blessings. And do not engage in brain labor immediately after a meal. Exercise moderately, and give a little time for the stomach to begin its work."—*Gospel Workers*, pp. 241-242.

"The tempted one needs to understand the true force of the will.

"This is the governing power in the nature of man,—the power of decision, of choice. Everything depends on the right action of the will. Desires for goodness and purity are right, so far as they go; but if we stop here, they avail nothing. Many will go down to ruin while hoping and desiring to overcome their evil propensities. They do not yield the will

to God. They do not *choose* to serve Him.

"God has given us the power of choice; it is ours to exercise. We can not change our hearts, we can not control our thoughts, our impulses, our affections. We can not make ourselves pure, fit for God's service. But we can *choose* to serve and do according to His good pleasure. Thus our whole nature will be brought under the control of Christ . . . A pure and noble life of victory over appetite and lust, is possible to every one who will unite his weak, wavering human will to the omnipotent, unwavering will of God."—*Ministry of Healing*, p. 176.

SPIRITUAL LESSONS

Abstemiousness, or temperance, is simple self-control. Only through the continual aid of our Lord and Saviour Jesus Christ can we be empowered, by His grace, to control ourselves, resist temptation, and obey God's will.

The will of God is revealed throughout the Inspired Writings of Scripture, and especially in the Ten Commandments which summarize many basic principles of godliness.

If you would be like Jesus, then, by His enabling grace, obey the Ten Commandments which He gave on Mount Sinai over 3,400 years ago.

Obedience to God is the basis of all true temperance, the foundation of successful, happy living in this life, and the assurance of life on through eternity with God.

"The law of the Lord is perfect, converting the soul: the testimony of the Lord is sure, making wise the simple. The statutes of the Lord are right, rejoicing the heart: the commandment of the Lord is pure, enlightening the eyes." (Psalm 19:7-8).

It is in the law that we learn God's pattern for our conduct and His will for our lives. "And knowest His will . . . being instructed out of the law." (Romans 2:18). "Fear God, and keep His commandments: for this is the whole duty of man. For God shall bring every work into judgment, with every secret thing, whether it be good, or whether it be evil." (Ecclesiastes 12:13-14).

Intemperance in life is sin, and sin is the breaking of God's law. "Whosoever committeth sin transgresseth also the law: for sin is the transgression of the law." (1 John 3:4). "For by the law is the knowledge of sin." (Romans 3:20).

Obedience to God is the passport to heaven. Jesus said, "If thou wilt enter into life, keep the commandments." (Matthew 19:17). "Blessed are the undefiled in the way, who walk in the law of the Lord." (Psalm 119:1). "Moreover by them is Thy servant warned: and in keeping of them there is great reward." (Psalm 19:11).

The rewards of obedience are abundant: "Great peace have they which love Thy law: and nothing shall offend them." (Psalm 119:165). "O that thou hadst hearkened to My commandments! Then had thy peace been as a river, and thy righteousness as the waves of the sea." (Isaiah 48:18). "The fear of the Lord is the beginning of wisdom: a good understanding have all they that do His commandments." (Psalm 111:10). "If ye be willing and obedient, ye shall eat the good of the land." (Isaiah 1:19).

Yet it is only through the enabling strength of Christ's grace that we can keep God's law. Apart from Christ, we are helpless to resist sin.

"I am not ashamed of the gospel of Christ: for it is the power of God unto salvation to every one that believeth." (Romans 1:16). Jesus came to earth and died so we might be delivered from falling into sin. "Thou shalt call His name Jesus: for He shall save His people from their sins." (Matthew 1:21). "We preach . . . Christ the power of God, and the wisdom of God." (1 Corinthians 1:23-24). "Behold the Lamb of God, which taketh away the sin of the world." (John 1:29).

By believing in Christ as our Saviour, and acting in accordance with our faith, we are enabled to obey all that God asks of us. "Do we then make void the law through faith? God forbid: yea, we establish the law." (Romans 3:31).

This is the basis of the new covenant: God enables us to obey His commandments as we accept and cling to Jesus, His Son. Christ is our Mediator in Heaven, and He strengthens us to resist temptation and obey God's law. (Hebrews 8:6, 10).

Law and grace are closely associated in the plan of redemption. To understand grace, we need to understand the law.

In the beginning, God created man and placed him under law. Man was not just to be a wild man, a law unto himself. He was to obey God. The Moral Law of the Ten Commandments were later written down (Exodus 20). Other laws were also given at that time.

There were civil laws which regulated many matters of the nation of Israel. They applied to the governing of the nation.

Then there were the ceremonial, or sanctuary, laws. These governed the religious services of the nation, and were written in a book which was placed beside the Ark of the Covenant. These ceremonial laws were abolished at the cross, for at that time Christ, the great antitypical Lamb of God died for mankind. No longer need lambs be brought to the earthly sanctuary to be sacrificed. In Christ at Calvary, shadow met substance and type met antitype—and the ceremonial laws were abolished.

"Blotting out the handwriting of ordinances that was against us, which was contrary to us, and took it out of the way, nailing it to His cross." (Colossians 2:14). "Which are a shadow of things to come; but the body is of Christ." (Colossians 2:17).

Then, third, there was the Ten Commandments. It is the Moral Law of God, given by Him to all humanity. It is the universal law of mankind. No one is to commit adultery, or the other sins listed in this holy code.

This was the only law written by the finger of God. It was the only law placed inside the Ark of the Covenant. "He wrote on the tables, according to the first writing, the Ten Commandments, which the Lord spake unto you in the mount out of the midst of the fire in the day of the assembly" (Deuteronomy 10:4). "And I turned myself and came down from the mount, and put the tables in the ark which I had made." (Deuteronomy 10:5).

The moral Ten Commandment law is eternal. It is God's own covenant, and it is as everlasting as God Himself. "The law of the Lord is perfect, converting the soul." (Psalm 19:7). "Wherefore the law is holy, and the commandment holy, and just, and good." (Romans 7:12). "Thy law is the truth." (Psalm 119:142). "Concerning Thy testimonies, I have known of old that Thou hast founded them forever." (Psalm 119:152).

What does the law do for the sinner?

First, it gives a knowledge of sin. "By the law is the knowledge of sin." (Romans 3:20).

Second, it brings guilt and condemnation. "Now we know that what things soever the law saith, it saith to them who are under the law: that every mouth may be stopped, and all the world may become guilty before God." (Romans 3:19).

Third, it acts as a spiritual mirror. "If any be a hearer of the Word, and not a doer, he is like unto a man beholding his natural face in a glass: for he beholdeth himself, and goeth his way, and straightway forgetteth what manner of man he was. But whoso looketh into the perfect law of liberty, and continueth therein, he being not a forgetful hearer, but a doer of the work, this man shall be blessed in his deed." (James 1:23-25).

Without the law the sinner is like a man afflicted with a deadly disease, who does not know he has it. Paul said, "I had not known sin, but by the law." (Romans 7:7).

What is the law unable to do for the sinner?

The law of God cannot forgive or justify him; only Jesus can. He died to redeem us. "By the deeds of the law there shall no flesh be justified in His sight." (Romans 3:20).

The law of God cannot keep from sin or sanctify us. "Is the law then against the promises of God? God forbid: for if there had been a law given which could have given life, verily righteousness should have been by the law." (Galatians 3:21).

The law of God cannot cleanse or keep the heart clean. Only Jesus can cast out the evil, and enable man to obey Him.

What does the grace of Christ do for the sinner?

When the law of God and the Spirit of God have made the sinner conscious of his sin, he will feel his need of Jesus Christ. Going to the Saviour, he can receive help. If we come to Him and confess and put away our sin, He forgives us. "If we confess our sins, He is faithful and just to forgive us our sins, and to cleanse us from all unrighteousness." (1 John 1:9).

Through grace, we can receive forgiveness and justification. "Be it known unto you therefore, men and brethren, that through this Man is preached unto you the forgiveness of sins: and by Him all that believe are justified from all things, from which ye could not be justified by the law of Moses." (Acts 13:38-39).

Through grace, we can be saved from sin, or sanctified. "Thou shalt call His name Jesus: for He shall save His people from their sins." (Matthew 1:21). "But of Him are ye in Christ Jesus, who of God is made unto us wisdom, and righteousness, and sanctification, and redemption." (1 Corinthians 1:30).

Grace inspires faith, and encourages us to come to Christ and remain with Him. "By grace are ye saved through faith; and that not of yourselves: it is the gift of God: not of works, lest any man should boast. For we are His workmanship, created in Christ Jesus unto good works, which God hath before ordained that we should walk in them." (Ephesians 2:8-10).

Grace brings us God's power. "I am not ashamed of the gospel of Christ: for it is the power of God unto salvation to every one that believeth; to the Jew first, and also to the Greek." (Romans 1:16).

What is the relationship of a sinner, who is being saved by grace, to the law of God?

The law becomes the standard of his life "This is the love of God, that we keep His commandments." (1 John 5:3).

He permits Christ to fulfill in Him the righteousness of the law. (Romans 8:3). Christ writes the law on the heart. "This is the covenant that I will make . . . I will put My laws into their mind, and write them in their hearts: and I will be to them a God, and they shall be to Me a people." (Hebrews 8:10).

What is the relationship of grace, faith, love and the law?

Grace is unmerited favor, but grace does not sanction continued transgression. "What then? shall we sin,

because we are not under the law, but under grace? God forbid." (Romans 6:15).

Faith does not make void, but establishes, the law. "Do we then make void the law through faith? God forbid: yea, we establish the law." (Romans 3:31).

Faith brings overcoming power. "Whatsoever is born of God overcometh the world: and this is the victory that overcometh the world, even our faith." (1 John 5:4).

Love is the fulfilling of the law. "Love worketh no ill to his neighbour: therefore love is the fulfilling of the law." (Romans 13:10).

True love keeps the commandments. "This is the love of God, that we keep His commandments: and His commandments are not grievous." (1 John 5:3).



Section O

Principles of Health

Part 4d

Fourth Law of Health - Rest

THE REST YOUR BODY NEEDS

"Come ye apart . . . and rest" are the words of Jesus. Are you weary and worn with the routine of everyday life? Rest is what you need; physical rest, mental rest. Come rest awhile. It is one of God's special healing remedies, and it is just for you, just now.

Let us, for a few minutes, learn some of the blessings that rest can bring, blessings that you may very much need.

Strangely enough, you can read almost any book on remedies and you will find hardly any mention of rest. Most of the directions are about swallow this or inject that. Yet rest is one of the most basic healers known to mankind. When you become sick, what is the first thing that you do? You lie down. Can you imagine a hospital in which all the patients only go to bed at night? No, they are lying flat in bed most the day as well as all the night because the restorative power of rest is a key to the success of all other remedial agencies.

But, just now, you are not ill. Do you need rest when you are well? To a startling degree, it is the lack of adequate rest while you are well that causes you to become sick.

Here are some simple principles about rest:

One does not always have to sleep in order to rest. Just a change of pace—doing something different—can bring rest to your mind and body. Different muscles are used, different things are considered, and you begin to relax. The everyday work is set aside and you take time to think more of God and His blessings seen and felt every day of your life.

You can train yourself to relax. Even if you cannot lie down, you can stand by an open window or walk out-of-doors and take several deep breaths. As you do this, think thankful thoughts to God, in heaven,

for His blessings. Ask for His help and guidance for the duties just ahead. Believe that He has heard your silent petition and thank Him in advance for giving the help you need.

As you do this, a sense of rest and calm trust will fill your heart; a genuine, quiet relaxation of spirit will come over you.

The "go, go attitude," so common to Western civilization, leads many to nervous breakdowns. They simply did not take time to rest. It was an objectionable word in their thinking. But such an imbalanced pattern of living crowds out thoughts of God and eternal life. And discouragement and despair begins to crowd in. By the time that George Sheehan, M.D., was 45, he felt ready to collapse. Work, work, work had brought him to the top of the professional ladder, but all he had achieved was a crowded work schedule and little else.

Then one night he recalled to mind something he read in a book: "We never shall have any more time. We have, and we have always had, all the time there is."

George Sheehan vowed then and there that he would immediately change his life style. He began to take time for the healthful exercise and much needed rest he had cheated his body out of for years. And then the better years began for him. They can begin for you just now also.

One reason so many people have nervous breakdowns is that they try to surpass and have the supremacy. So they go at high speed, without adequate rest, until the body machinery breaks under the load. Instead, put Jesus first, others second, and yourself last. Refocus your life. Take time to rest. Just go outside and sit in a chair and do nothing. If the very thought of that sounds ominous to you,—then you are the very one who needs to restudy your attitude toward adequate rest.

Peace of mind does not come by being always in a hurry. And hurry is often concerned with gathering up tomorrow's problems and trying to tackle them all today. All God has given you is one day at a time; how will you use it?

What we want is a better way to live—a new kind of day. Begin the first of your new days by praying to God when you first arise in the morning. Thank Him for His help, dedicate this special day to Him. Ask for His help and thank Him for giving it. Then open His Word—the Bible—and read in it. Where should you read? It is all worthwhile, but, if you wish, start with the book of Ephesians. Read it slowly and thoughtfully, not hurriedly, like a regular book. (On later days, when Ephesians is completed, begin in 1 John, and then John. Try reading in the Psalms—Psalms 37 and 23 for example,—and then go to Genesis, the first chapter. When you finish that, read on through to Revelation 22.)

After time alone with God and His Word, mingling prayer with your reading, arise and begin doing your daily duties, continually sending up little silent prayers of thanks and requests for help. Go out of your way to be a help to others. Too often in the past they have had to go out of their way to adjust to you, but now things are different. It is your concern to help them. Be not concerned if they do not seem to

immediately appreciate or even want your help. Keep at it, quietly, thankfully, living to be a blessing to others around you. Even though others may misinterpret your efforts, you can know that you are doing what is right in God's sight. And that awareness will bring a peace and sweet joy into your life that you may not have experienced in years.

If you have children, take time to have morning and evening worship with them. Gather them to you, sing a song of Jesus, kneel down and pray with them, then read a portion from God's Word, and close with prayer, dedicating them that day anew to the care of their heavenly Father.

Yes, true rest of heart and life means taking time for God and living for Him. And such a rest as this will bring tranquillity of mind and lengthening of your days.

Rest with God includes time with Him each day, and it also means time with Him on the Sabbath day. He wisely knew our needs better than we, and back in the beginning (Genesis 2:1-3) gave us the Seventh-day Sabbath as a weekly day for physical, mental, and spiritual rest. So important was it, that He wrote it into the Moral Law of Ten Commandments. It is the Fourth Commandment (Exodus 20:8-11), and is of equal importance with all the rest. In fact, by carefully observing the Seventh-day Sabbath, we shall be enabled by His grace to keep all the other commandments as well. There is always a blessing in obeying God. And that which He wants us to obey is written in Scripture.

Here are more principles for obtaining the rest that your body so much needs:

No muscle works continually. After some work there is some rest. Even your heart—the hardest-working muscle in your body—rests after each beat. Your lungs rest at the end of each breath. Your stomach should rest for thirty to sixty minutes after each meal. By this we mean that immediately after a meal you should not do hard physical work. (But rest after a meal does not mean lying down. Be up and active after every meal.)

Your heart works for a lifetime—with only one tenth of a second rest stops. Whatever you do to deprive it of that rest will cause serious trouble later.

Rest should be preceded by exercise, or it may not accomplish its objective. It is the exercise that makes the rest necessary.

And keep in mind that one's best sleep is with the stomach empty, and that sleep out-of-doors in summertime is more restful than sleeping indoors.

It is said that one hour of sleep before midnight is worth two after midnight. They say that some people go to bed with the chickens. Several years ago this writer was told of someone's friend who did it all his adult life. He decided that the chickens knew the best time to retire, and so he went to bed when they did—at sunset—and arose the next morning when they did—long before dawn. That may not fit into your work schedule the best, but let me tell you of another pattern that is very helpful.

Try lying down for a brief rest before lunch every day. Fifteen minutes rest in the middle of the day is equal to 45 minutes or more at night. Oh, but you say, you are not able to fit that into your work schedule. Then do this for sure: When you eventually retire from the 8 to 5 work schedule at the shop or factory,—then give your last years an hour of rest in the middle of the day, just before lunch. And keep active throughout the remainder of the day doing those things which are important. You may thus lengthen your lifespan.

A number of years ago this writer read a report by one of the actuarial experts, at the Social Security Administration, in Washington, D.C. Did you know that the average American dies just three years after he begins receiving social security? This fact is indeed significant. In commenting on it, geriatric authorities believe that it is partly due to the fact that, when retirement is suddenly thrust upon them, many people find that they have lost their purpose in life. The best preparation for retirement is to begin working for God by helping others now. You will then have something very worthwhile to live for when the retirement years come. Rest and work, work and rest is what is needed. But do not slack on the rest; you need enough of each in order to fully enjoy both.

The old adage that "a change is good as a vacation" is often true. Overwork, worry, lack of exercise, overeating, and a distressed mind are among the chief causes of fatigue. Living for a purpose—and that purpose being to honor God and help others—helps you rest better at night and makes you feel more restful all through the day.

Adequate rest is necessary in order to protect the alkalinity of the blood. This is due to the fact that waste matter is especially eliminated during those periods when you are resting or sleeping.

The ever-active, ever-growing child requires more sleep than does the adult. Yet we also need it—more than we often think we do.

"Oh," but you may say, "I don't know how to relax and rest day or night!" Go down by a babbling brook, and lie down and listen to the sounds of nature all about you. Gaze upward through the trees and view the glorious panorama of sunlight striking leaves and limbs, with the blue, cloud-flecked sky beyond. Then shut your eyes and listen to the soft chirps of God's little creatures around you. All are telling you softly that God loves you and will do wonderful things in your life as you yield yourself to Him. By now, as you lie therein—God's great out-of-doors—you will find that you are becoming wonderfully relaxed.

Amid the hurry and rush of life, our weary bodies and minds need rest. Even metals can become tired. They lose their vitality from repeated shocks and strains, and become exhausted and break under the load. If you feel as if you are nearing the point of breaking under the load, reread this chapter again—and the other tracts in this series on the Eight Laws of Health—and put them into practice. There are answers that will work—for you—just now.

Dr. Frederick Rossiter wrote, "Recreation is a vitalized form of rest." Sleep is important and few are getting enough. But rest is not merely sleep. A change of activity is also needed from time to time. Go outdoors for an hour or two and experience this change. Set aside the vexing perplexities of the everyday world, and relax out in nature. Reading a good book—especially God's book—is also restful. The mind is drawn to better things—higher purposes—and the mind and body are rested. Once again you can return to your daily duties refreshed in heart and soul.

But recreation that consists only of foolishness lacks that deep refreshment that you so much need. You must guard your hours for recreation—making sure that you take time for them. And you must guard what you do during those hours. All true recreation is re-creative; it genuinely refreshes, draws us closer to God, and strengthens us for the better performance of our daily duties.

And we all need sleep, good sound sleep every night. But many have a difficult time obtaining it. So they take such medicines as Sominex, Mytol, Sleep-Ese, Compos, Nite Rest, Sure-Sleep, or something similar. But sleep studies reveal that many nonprescription—and almost all prescription sleep medications—drastically alter sleeping cycles, suppressing the very important REM sleep. And this applies to all the "sleeping pills," containing barbiturates or benzodiazepines, as they do. In order to more fully understand why suppression of REM sleep is harmful, we must delve into the physiology of sleep itself.

In the early pre-sleep phase, body temperature falls and alpha brain waves are prominent. Then comes Stage 1 of sleep as the pulse slows and your muscles relax. About 5 to 10 minutes later, Stage 2 begins. The brain waves become larger and the eyes roll from side to side. Another 20 minutes or so and Stage 3 is entered. Brain waves now become slow and fairly large. Muscles are relaxed and breathing is slow and even. Stage 4 begins next, is called delta sleep, and generally lasts about 20 minutes. Then the sleeper enters REM sleep. REM stands for "rapid eye movement." This is a lighter sleep, and it is quite easy to know when a person is in it, for his eyes move very rapidly as if he were watching something. He is,—this is the dream part of his sleep. The heartbeat becomes irregular and brain waves are similar in the waking state. After about 10 minutes, the sleeper returns to Stages 2, 3, and then delta sleep, in a cycle lasting about 90 minutes. Then REM starts again. There is more delta sleep earlier in the night, and more REM sleep toward morning.

Experimenters have discovered that people who do not get their REM sleep awaken irritable and tired. They become depressed, aggressive, angry, restless and or /apathetic. If kept from their REM sleep, as soon as they are asleep again they will try to get longer sessions of REM sleep.

But a condition known as "REM withdrawal sleep" occurs when people take sleeping tablets or most other types of put-you-to-sleep pills. The lack of REM sleep, brought on by taking these sleep medications, makes folk feel bad enough that they are convinced more than ever that they need go-to-sleep tablets in order to survive. So they take more and the problem gets worse.

You need your sleep. Try getting it in the natural way and you will be well rewarded. As we said earlier,

work and rest during the day. When evening comes, after your evening worship and just before bedtime, go outside and walk in the fresh air, breathing it in deeply. You may not think that you have time to do this, but you have time to lay in bed trying hard to fall asleep. Just before retiring, take that walk out-of-doors in the quiet of the evening, drinking in the fresh air. Then go inside and immediately take a relaxing shower and go to bed. As you lay there if you find that you want to think about something, think about these two things: First, think about God, how good He is to you all the time, and how thankful you are for His watchcare. Second, think about being relaxed and breathing well. Mouth breathing just then will help clear out your mind so that it can go to sleep more quickly. During the sleeping hours, the body is repaired and invigorated for another day of work. So be regular in obtaining your sleep. Try to go to bed at the same time each night and get up at the same time each morning. The most vigorous, enthusiastic people I know are generally individuals who are quite consistent in getting their full sleep. They are usually the ones who retire on a definite schedule every night.

Oxygen intake is an important part of the rejuvenating effect of sleep. Your body is working less, and the air you breathe is used to restore and rebuild body tissue. Therefore be sure there is a current of fresh air entering the room—preferably outdoor air—while you sleep. If you do not have that fresh air at night, you will tend to awake tired and exhausted.

Keep in mind the words of the wise man: "The sleep of a laboring man is sweet" (Ecclesiastes 5:12). Only those who use their muscles during the day in physical work can enjoy sweet sleep at night.

Go to bed early and arise early. Staying up late and then sleeping in the next morning is a poor way to live.

Calcium in the diet helps you relax. It relaxes your nerves and is even restful to your heart. If you have a history of poor tooth structure, that is an indication that taking a little calcium each day will make life more restful for you, and will help you sleep better at night. Two facts are well-known: Older people need more calcium . . . and have more sleeplessness at night.

Pantothenic acid (calcium pantothenate), a vitamin of the B complex, will also help you get to sleep at night. Along with this, take some niacin (best taken in its niacinamide form to avoid face flushing) in your meals to aid in sound sleep at night.

Certain nontoxic natural herb teas have been used for years to help folk to go to sleep at night. Two of the best are hops and chamomile. Others include catnip, henbane, lady's slipper, yarrow, and mullein. To our knowledge, herbs are not mixed for this purpose. Select one and use it. The first two listed above are, by far, the best of them.

Living on micro-sleep is a poor way to go through life. After only a few hours of sleep loss, the body begins experiencing momentary lapses into sleep, each one of which lasts only a split second. As in real sleep, eyelids droop and heartbeat slows. Each micro-sleep is a period of blankness, or it may be filled with wisps of dreams. As the sleep loss increases, the micro-sleeps increase to two or three seconds at a

time. If you are driving when it happens, you may die.

Nervous tension, the use of caffeine products, and too much salt in the diet,—all are items found to cause sleeplessness at night. Anything that increases cerebral (brain) activity causes sleeplessness. Neutral temperature baths for 8 minutes or more are excellent for relaxing and calming the mind, and preparing one for sleep. As you leave the tub, blot your skin dry without undue friction, move slowly, climb into bed, think little, breathe relaxed, thank God for peace of heart, go to sleep.

Dr. Samuel W. Gutwirth, in his book, *How to Sleep Well*, describes a method to help insomniacs learn how to go to sleep. In a quiet room, lie on your back, outstretched. Then tense each group of body muscles for several minutes (the arms, legs, trunk, facial muscles, eye muscles), then relax them. Try to relax them even more. The point here is twofold: to learn what it feels like to relax, and then to do it when you want to—so you can go to sleep at night. If there are any diehard insomniacs out there, you might want to try Dr. Gutwirth's approach. He says that, to start with, you need to do it for 45 minutes at a time.

If you cannot sleep, take a warm bath. It is relaxing and will help induce sleep. Never retire soon after eating. Going to bed within an hour or so after supper is hard on the heart and other vital organs, and exhausts the brain. There appears to be a positive correlation between going to sleep at night after a big meal—and the frequency of heart attacks.

For most adults, eight hours of sleep at night is sufficient. Some appear to do well on less. Older people need less sleep, but at the same time they may have a harder time getting it. If you tend to be sleepless at night, get some active exercise in the day, and take that outdoor walk before retiring. If you still feel tired from lack of sleep, the midday nap will do much to solve your problem. Sleep for an hour or two before lunch. It will not hurt you and can only help you.

Sleep should come naturally and not be induced by drugs. If you are napping during the day, do not fear some sleeplessness at night, for just by laying there you are having a good rest. As you lay there, think cheerful thoughts about God and heaven. From time to time send up little prayers for yourself and your loved ones. Keep positive, for it is sad, gloomy thoughts that kill, not sleeplessness.

During the day, rest your eyes by shutting them occasionally or by gazing outdoors upon the things of nature. Rest your ears by avoiding the loud noises of civilization. Noise exhausts the mind and nervous system, and even damages the heart. Rest your mind by not talking so much. Too much talk wears people out: those who do it and those who have to listen to it. Rest your mind by not constantly dwelling upon a particular problem and trying endlessly to solve it. If you cannot solve it in five minutes, forget it—is a dictum that has helped this writer. Solutions will come to mind later. Rest your body by not being such a workaholic. Work and rest is what is needed; not work, work, work. Rest your lungs by going out-of-doors every so often through the day and drinking in the fresh air deeply. If you live in a city, move out into the country where there is fresh air. If you smoke, stop; if you do not smoke, refuse to work in rooms where people smoke.

Rest your soul by reading God's Word daily, praying to Him, trusting in Him. Refuse to worry but give all into His hands. Peace of heart, peace with God; this is what you want. Few people have it, but it is as near as your silent prayer to your Creator as you go through the day.

ADDITIONAL PRINCIPLES

"Some make themselves sick by overwork. For these rest, freedom from care, and a spare diet, are essential to restoration of health. To those who are brain weary and nervous because of continual labor and close confinement, a visit to the country, where they can live a simple, carefree life, coming in close contact with the things of nature, will be most helpful. Roaming through the fields and the woods, picking the flowers, listening to the songs of the birds, will do far more than any other agency toward their recovery."—*Ministry of Healing*, pp. 236-237.

"All who are under the training of God need the quiet hour for communion with their own hearts, with nature, and with God . . . When every other voice is hushed, and in quietness we wait before Him, the silence of the soul makes more distinct the voice of God. He bids us, 'Be still and know that I am God.' . . . Amidst the hurrying throng, and the strain of life's intense activities, he who is thus refreshed, will be surrounded with an atmosphere of light and peace."—*Ministry of Healing*, p. 58.

"Nature will restore their vigor and strength in their sleeping hours, if her laws are not violated."—*Solemn Appeal to Mothers*. p. 16

"The influence of pure, fresh air is to cause the blood to circulate healthfully through the system. It refreshes the body, and tends to render it strong and healthy, while at the same time its influence is decidedly felt upon the mind, imparting a degree of composure and serenity. It excites the appetite, and renders the digestion of food more perfect, and induces sound, sweet sleep."—*1 Testimonies*, p. 702.

"The stomach, when we lie down to rest, should have its work all done, that it may enjoy rest, as well as other portions of the body. The work of digestion should not be carried on through any period of the sleeping hours."—*How to Live*, p. 162.

"Rooms that are not freely ventilated daily, and bedding that has not been thoroughly dried and aired, are not fit for use. We feel confident that disease and great suffering are brought on by sleeping in rooms with closed and curtained windows, not admitting pure air and the rays of the sun . . . The room may not have had an airing for months, nor the advantages of a fire for weeks, if at all. It is dangerous to health and life to sleep in these rooms until the outside air shall have circulated through them for several hours and the bedding shall have been dried by the fire. Unless this precaution is taken, the rooms and bedding will be damp. Every room in the house should be thoroughly ventilated every

day, and in damp weather should be warmed by fires . . . Every room in your dwelling should be daily thrown open to the healthful rays of the sun, and the purifying air should be invited in. This will be a preventive of disease . . . If all would appreciate the sunshine, and expose every article of clothing to its drying, purifying rays, mildew and mold would be prevented. —*Healthful Living, pp. 142-143*

"One great error of the mother in the treatment of her infant is, she deprives it very much of fresh air, that which it ought to have to make it strong. It is a practice of many mothers to cover their infant's head while sleeping, and this, too, in a warm room, which is seldom ventilated as it should be. This alone is sufficient to greatly enfeeble the action of the heart and lungs, thereby affecting the whole system. While care may be needful to protect the infant from a draught of air or from any sudden and too great change, especial care should be taken to have the child breathe a pure, invigorating atmosphere."—*How to Live, p. 66.*

"Much harm has resulted to the sick from the universal custom of having watchers at night. In critical cases this may be necessary; but it is often the case that more harm is done the sick by this practice than good . . . Even one watcher will make more or less stir, which disturbs the sick. But where there are two watchers, they often converse together, sometimes aloud, but more frequently in whispered tones, which is far more trying and exciting to the nerves of the sick than talking aloud. Attendants upon the sick should, if possible, leave them to quiet and rest through the night, while they occupy a room adjoining . . . The sick as a general thing are taxed with too many visitors and callers, who chat with them, and weary them."—*How to Live, pp. 58-59.*

"Keep the patient free from excitement, and every influence calculated to depress. Her attendants should be cheerful and hopeful. She should have a simple diet, and should be allowed plenty of pure, soft water to drink. Bathe frequently in pure, soft water, followed by gently rubbing. Let the light and air be freely admitted into the room. She must have quiet and undisturbed rest."—*How to Live, pp. 54-55.*

"Many agitated people on the brink of a psychotic break suffer from severe insomnia."—*Archives of Neurology and Psychiatry.*

"I believe it can safely be said that all human beings need a minimum of six hours' sleep to be mentally healthy. Most people need more. Those who think they can get along on less are fooling themselves."—*Dr. George S. Stevenson, National Association for Mental Health.*

"If we do not get enough sleep, we cannot be fully awake during the day."—*Dr. Nathaniel Kleitman.*

SPIRITUAL LESSONS

Our kind, heavenly Father has not only given us a physical law of rest which we need for optimum health; He also knew we needed time to come apart and rest with Him,—time to worship Him and refresh ourselves in the things of God.

As soon as God created man, He gave him the Seventh-day Sabbath. The Sabbath was designed to stop our ceaseless turmoil of the week, and draw apart to be with our Creator and with our families.

The Bible explains that the Sabbath was also given to remind us that God is our Creator.

"Wherefore the children of Israel shall keep the Sabbath, to observe the Sabbath throughout their generations, for a perpetual covenant. It is a sign between Me and the children of Israel for ever: for in six days the Lord made heaven and earth, and on the Seventh day He rested, and was refreshed." (Exodus 31:16-17).

It is crucial that we remember and honor our Creator, because it is the fact of God's creatorship that makes Him our God. Because of this we are to worship Him.

"Thou art worthy, O Lord, to receive glory and honour and power: for Thou hast created all things, and for Thy pleasure they are and were created." (Revelation 4:11).

God created all things from nothing (Hebrews 11:3), and hung the earth upon nothing (Job 26:7), upholds all things (Hebrews 1:3), and sustains life (Acts 17:28); He is our owner, ruler, and only God.

The Bible Sabbath—the Seventh-day Sabbath—was made before man sinned. It was made on the Seventh day of Creation Week.

"On the Seventh day God ended His work which He had made; and He rested on the Seventh day from all His work which He had made. And God blessed the Seventh day, and sanctified it: because that in it He had rested from all His work which God created and made." (Genesis 2:2-3).

It is the only day of the week on which God rested, and the only day He blessed. In order to change that day to some other, He would have to abolish this world and create a new one! The Seventh day Sabbath is the day, fixed by the God of heaven, on which we are to worship Him.

When God wrote the Ten Commandments, He gave us the Fourth Commandment in its heart:

"Remember the Sabbath day to keep it holy . . . The Seventh day is the Sabbath of the Lord thy God . . . In six days the Lord made heaven and earth . . . and rested the Seventh day: wherefore the Lord blessed the Sabbath day, and hallowed it." (Exodus 20:8-11).

God does not change, and neither does His Sabbath change. "I am the Lord, I change not." (Malachi 3:6). "Thou blessest, O Lord, and it shall be blessed forever." (1 Chronicles 17:27). "God is not a man, that He should lie; neither the son of man, that He should repent . . . He hath blessed; and I cannot reverse it." (Numbers 23:19-20).

The Sabbath was made for all men, not just the Jews. It was given to mankind 2,000 years before Abraham, the first Jew (Genesis 2:1-3). Jesus said, "The Sabbath was made for man, and not man for the Sabbath." (Mark 2:27). This does not mean for Jews only. Woman was created for man (1 Corinthians 11:9), but that does not mean women were only made for the Jews. The Sabbath is universal.

Abraham knew and obeyed God's laws. "Abraham obeyed My voice, and kept My charge, My commandments, My statutes, and My laws." (Genesis 26:5).

God brought forth Israel from Egypt, that they might obey Him and keep His laws. "He brought forth His people with joy, and His chosen with gladness: . . . that they might observe His statutes, and keep His laws." (Psalm 105:43-45).

Many blessings were promised to those who kept the Bible Sabbath. "If thou turn away thy foot from the Sabbath, from doing thy pleasure on My holy day; and call the Sabbath a delight, the holy of the Lord, honourable; and shalt honour Him, not doing thine own ways, nor finding thine own pleasure, nor speaking thine own words: then shalt thou delight thyself in the Lord; and I will cause thee to ride upon the high places of the earth, and feed thee with the heritage of Jacob thy father: for the mouth of the Lord hath spoken it." (Isaiah 58:13-14).

The Seventh-day Sabbath was also the Sabbath of Jesus. Since Jesus was the Creator, He made the world and the Sabbath too (John 1:1-3, 14). "He came to Nazareth, where He had been brought up: and as His Custom was, He went into the synagogue on the Sabbath day, and stood up for to read." (Luke 4:16).

Jesus kept all His Father's commandments. He did not come to destroy them, but to show how they should be kept. "If ye keep My commandments, ye shall abide in My love; even as I have kept My Father's commandments, and abide in His love." (John 15:10).

He rested in the tomb on the Sabbath (Luke 23:52-54). His followers sacredly kept it also, for He had not taught them to keep any other day of the week.

"The women also, which came with Him from Galilee, followed after, and beheld the sepulchre, and how His body was laid. And they returned, and prepared spices and ointments; and rested the Sabbath day according to the commandment." (Luke 23:55-56).

His followers honored the Sabbath forty years after His death. He had commanded them to do so. "Pray ye that your flight be not in the winter, neither on the Sabbath day." (Matthew 24:20).

In Matthew 24, Jesus told His disciples what would occur at the destruction of the Temple and Jerusalem, and at the end of the world (Matthew 24:1-2). In verse 20, quoted above, Jesus told them to be sure and keep the Sabbath when those terrible events (the destruction of Jerusalem in A.D. 70, and the end of the world) should occur.

"Sin is the transgression of the law" (1 John 3:4), and Jesus never sinned (1 Peter 2:22). He always kept the Ten Commandments.

In Paul's time, the apostles kept the Bible Sabbath also. "When they departed from Perga, they came to Antioch in Pisidia, and went into the synagogue on the Sabbath day, and sat down." "And when the Jews were gone out of the synagogue, the Gentiles besought that these words might be preached to them the next Sabbath." "And the next Sabbath day came almost the whole city together to hear the Word of God." (Acts 13:14, 42, 44).

Paul, a servant of God, would have no more right than you or I to dishonor God and His sign of creatorship. He was a loyal observer of the Bible Sabbath. "This I confess unto thee, that after the way which they call heresy, so worship I the God of my fathers, believing all things which are written in the law and in the prophets." (Acts 24:14; also Acts 25:8).

The Sabbath will also be kept by the saved in the new earth.

"As the new heavens and the new earth, which I will make, shall remain before Me, saith the Lord, so shall your seed and your name remain. And it shall come to pass, that from one new moon to another, and from one Sabbath to another, shall all flesh come to worship before Me, saith the Lord." (Isaiah 66:22-23).

"Blessed are they that do His commandments, that they may have right to the tree of life, and may enter in through the gates into the city." (Revelation 22:14).

How is the Sabbath related to the work of redemption?

First, redemption involves a work of creation. Since it takes creative power to redeem, God used the Sabbath as a sign of sanctification, or redemption. When He creates the new earth the Sabbath will continue on as the sign of God's peace and power. Throughout all eternity it will carry the double significance of a sign of power to create and to redeem (2 Corinthians 5:17; Psalm 51:10).

Second, the Sabbath is a sign of this sanctifying power.

"Verily My Sabbaths ye shall keep: for it is a sign between Me and you throughout your generations; that ye may know that I am the Lord that doth sanctify you." (Exodus 31:13).

"Moreover also I gave them My Sabbaths, to be a sign between Me and them, that they might know that I am the Lord that sanctify them . . . And hallow My Sabbaths; and they shall be a sign between Me and you, that ye may know that I am the Lord your God." (Ezekiel 20:12, 20).

The Bible Sabbath is the special symbol of loyalty to God. It is God's flag. We dare not dishonor it. We are not to disregard it, lower it, or trample it beneath our feet. His Sabbath is a sign of loyalty to Him as Lord and Saviour.

What about the first day of the week (Sunday) in the Bible? It is only found eight times in the Bible. Here they are: The first day of Creation week (Genesis 1:3-5). No mention of sacredness here. It is mentioned six times as the day the resurrection occurred (Matthew 28:1; Mark 16:1-2, 9; Luke 24:1; John 20:1, 9), but no word or hint that it was now sacred. The disciples were in the upper room, but not to keep Sunday holy but "for fear of the Jews" (Mark 16:14; Luke 24:33-37). They were hiding from their enemies. The seventh occurrence of the first day is in Acts 20:7—Sunday is only mentioned once in the book of Acts! Paul spoke to the people, then resumed his traveling, and a couple days later held another meeting. The eighth time is the only mention of the first day by Paul: I Corinthians 16:1-2, where he asks the believers, while they are figuring up their weekly income from the previous week (which they would not do on the Sabbath, since it was holy time), to lay aside some money at home for the poor in Jerusalem. Paul intended to later get the money from them.

So there is no Sunday sacredness in the Bible.

In the centuries since the Bible ended, the Seventh-day Sabbath has continued to be kept by faithful ones here and there. As for the weekly cycle, it has not changed over the centuries. There is historical, scientific, linguistic, and astronomical proof of that. Look in any encyclopedia. The number of days in the year have been altered, but the number of days in the week has not changed—going back through time immemorial. Everyone keeps the seven-day weekly cycle and it has never changed. The existence of the Jewish people is profound proof of this. All other Near-Eastern groups have disappeared, but the Jews have continued as a distinct people on down to the present time. And they have always kept the Seventh-day Sabbath. Ask any Jew what day is the Sabbath, and he will tell you: It is the Seventh day of the week, Saturday.

Sunday is the first day of the week. Saturday is the Seventh day of the week. There is no authority for Sunday sacredness in Sacred Scripture. "To the law and to the testimony: if they speak not according to this Word, there is no light in them." (Isaiah 8:20).

Someone tried to change the Sabbath to Sunday. If the change is valid, who authorized it? Nowhere in the Bible do we find the change. God does not change (Malachi 3:6; James 1:17). The Ten Commandments are His own covenant (Deuteronomy 4:13). He will not break the covenant or alter His words (Psalm 89:34). He keeps His covenant for a thousand generations (Deuteronomy 7:9). His acts stand forever (Ecclesiastes 3:14).

We know that Jesus did not change the law and the Sabbath. Christ is the active agent in God's plans, by whom God created all things (Ephesians 3:9; 1 Corinthians 8:6) Christ, as Creator, made the Sabbath in the beginning, so He could not have come to earth to destroy it (John 1:1-3, 14; Genesis 2:1-3). We know, from Scripture, that it was Christ who led the Israelites in the wilderness, and who therefore gave them the law on Mount Sinai (Nehemiah 9:12-13 with 1 Corinthians 10:4).

While here on earth, Christ kept His Father's commandments (John 15:10). Jesus did no sin (1 Peter 2:22), and "sin is the transgression of the law" (1 John 3:4). Indeed, Christ came to fulfill (keep) the law, not to destroy it.

"Think not that I am come to destroy the law, or the prophets: I am not come to destroy, but to fulfil. For verily I say unto you, Till heaven and earth pass, one jot or one tittle shall in no wise pass from the law, till all be fulfilled. Whosoever therefore shall break one of these least commandments, and shall teach men so, he shall be called the least in the kingdom of heaven: but whosoever shall do and teach them, the same shall be called great in the kingdom of heaven." (Matthew 5:17-19).

The Greek word for "fulfill" means "to give a perfect example of." Christ came to magnify the law (Isaiah 42:21; Matthew 5:21-22, 27-28). He Himself kept the Sabbath (Luke 4:16). He openly ignored the Jewish Sabbath laws not found in the Bible (Luke 6:1-11). He indicated that the Sabbath was to be sacredly observed forty years after Calvary. "But pray ye that your flight be not in the winter, neither on the Sabbath day." (Matthew 24:20).

Did Paul change God's law or Sabbath? He would have no authority to do that; only the God of heaven could do that. And Paul specifically said that he did not attempt to do so. "Do we then make void the law through faith? God forbid: yea, we establish the law." (Romans 3:31).

However, keeping of the yearly sabbaths (the ceremonial sabbaths), were eliminated at Calvary (Colossians 2:16). This includes the Passover, Pentecost, etc.

Do men claim that there is Bible proof for the change? Roman Catholics say there is absolutely no Bible proof.

Cardinal Gibbons declared:

"You may read the Bible from Genesis to Revelation, and you will not find a single line authorizing the sanctification of Sunday. The Scriptures enforce the religious observance of Saturday."—*Faith of Our Fathers*, p. 89.

Protestants agree:

"There was and is a commandment to keep holy the Sabbath day, but that Sabbath day was not Sunday. It will be said, however, and with some show of triumph, that the Sabbath was transferred from the Seventh to the first day of the week . . . Where can the record of such a transaction be found? Not in the New Testament, absolutely not."—*Dr. Edward T. Hiscox, author of the Baptist Manual, in a paper read to a New York Ministers' Conference, November 13, 1893.*

Historians tell us the change did not come until long after the Bible was finished.

"Unquestionably the first law, either ecclesiastical or civil, by which the sabbatical observance of that day is known to have been ordained, is the edict of Constantine, A.D. 321."—*Chamber's Encyclopedia, article, "Sabbath."*

The Roman Catholic Church made the change over three centuries after Calvary.

"Q. Why do we observe Sunday instead of Saturday?

A. We observe Sunday instead of Saturday because the Catholic Church, in the council of Laodicea [A.D. 336], transferred the solemnity from Saturday to Sunday."—*Peter Geiermann, Convert's Catechism of Catholic Doctrine, p. 50 [R.C.]*

For a better way of life, we want to enter more fully into God's rest for our souls. That rest is found, not only in physical rest, but also in the Sabbath rest. And our kind heavenly Father has promised that, if we keep His Sabbath holy, we will receive the blessing He placed in the keeping that day!

Surely, that is not something we want to miss! We can always know that what God wants to give us—is always the best for us!

Thank the Lord for His wonderful blessings to us! He loves us more than we will ever know!



Section O

Principles of Health

Part 4e

Fifth Law of Health - Exercise

THE EXERCISE YOU RECEIVE

God's plan for your life includes active exercise. Just now, for a few minutes, see what it can do for you.

Do you want to live longer? Here is how Dr. Roy J. Shepard, an expert on exercise and aging at the University of Toronto, explains it:

"You'd have to go a long way to find something as good as exercise as a fountain of youth. And you don't have to run marathons to reap the benefits. Little more than rapid walking for 30 minutes at a time three or four times a week can provide ten years of rejuvenation."

One of the early studies on the relationship of exercise to aging was done by Dr. Herbert de Vries. In one study of his, more than 200 men and women, ages 56 to 87 in a California retirement community, participated in a fitness program that included walking, a walk-jog routine, calisthenics, and stretching. After just six weeks, their blood pressure dropped, body fat decreased, maximum oxygen transport increased, and neuromuscular signs of nervous tension diminished. Analyzing the results, de Vries concluded:

"Men and women of 60 to 70 became as fit and energetic as those 20 to 30 years younger." And he added, "The ones who improved most were those who had been the least active and the most out-of-shape."

Later in this chapter we will give more information on how to use exercise to help lengthen your life.

Here is a brief summary of some of the things that regular exercise can begin doing for you right now:

- (1) Exercise will improve the tone of your muscles and blood vessels, changing them from weak and flabby tissue to strong and firm tissue, often reducing blood pressure in the process.
- (2) It will increase the efficiency of your heart in several ways. Gradually it will grow stronger and pump more blood with each stroke, thus reducing the number of strokes needed to supply your body with life-giving blood.
- (3) It will improve your digestion by quickening the circulation and helping to lift the blood back to the heart from the digestive organs and thus normalizing your bowel action.
- (4) It will increase the efficiency of your lungs, conditioning them to process more air with less effort.
- (5) It will increase your maximum oxygen consumption by increasing the amount available and the efficiency of its delivery to body cells.
- (6) It will improve the overall condition of your body, especially your most vital parts: the lungs, heart, blood vessels, and endocrine system. This will impart added protection against sickness.
- (7) It can change your whole outlook on life, enabling you to relax, work more efficiently, and handle stress better. When not overdone, it imparts a cheerful quality to the mind.
- (8) It will enable you to sleep better at night and think better during the day. Exercise strengthens the will. You will be able to get more work done with less fatigue.
- (9) It will slow down your aging process—by slowing down the natural physical deterioration that old age normally brings. It will give you a new zest for life at a time when you most need it. And there is evidence that it can reduce the likelihood of cancer.

Now, let us look more closely at some of these facts:

Exercise, consistently done with proper moderation as the years advance, can help prevent heart attacks as well as many other ailments.

The blood vessels are carefully lined with smooth muscle fibers and if these special muscles do not receive adequate exercise, they gradually atrophy. The only way you can exercise a blood vessel is to put demand on the blood stream to provide more oxygen. When you exercise, your muscular tissues use up oxygen more rapidly. Your heart has to beat faster to pump along a new supply of oxygen-carrying blood to meet this demand. As your heart increases its pumping action it pushes more blood through the system. The blood vessels expand and contract in order to meet this demand. And this exercises them. Without that exercise, they become flabby and begin to degenerate.

Aside from the physiological benefit that exercise has on the heart, arteries and veins, it also improves muscle tone—which will stand one in good stead in emergencies. Then there is the improvement in digestion that takes place. And have you had to deal with nervous tension? One of the best ways to counteract it is the physical fatigue from healthful exercise. And that benefit cannot be stressed too much.

The involuntary muscles of the body—for example those in the stomach and intestinal canal—are strengthened by the exercise of their fibers equally as much as are the voluntary or external muscles. At

the same time, the muscular structures of the body, such as the heart and uterus are improved.

Difficult and painful menstruation is often relieved by a general program of physical exercise and a careful diet composed of natural foods.

Physical exercise helps children grow. The proper development of their bones, muscles, and other body organs are keyed to physical activity. For some strange reason, children seem to sense their need of physical exercise more than do their elders.

The nervous system is improved functionally by body movements of any kind.

Exercise provides a powerful increase of oxygen to the body. Ordinarily, a man inhales about 500 cubic inches of air every minute. By walking about four miles per hour, he draws in about 2,500 cubic inches per minute,—or five times more than that absorbed when sitting down.

Physicians are now prescribing exercise as part of the recovery program for speeding up the recovery of surgical and maternity patients; preventing phlebitis, clots, embolisms, kidney stones, and loss of calcium from the bones of bed patients. They require it for the restoration of physical and mental health in elderly invalids. It is given to help rehabilitate those who have had poliomyelitis, strokes, arthritis, accidental injury, and other neurologic and orthopedic disorders.

Researchers have learned that regular exercise tends to reduce blood pressure slightly, increase the pumping efficiency of the heart, and improve oxygen utilization by all the tissues in the body.

Dr. Richard W. Eckstein of Western Reserve University, conducted a significant series of tests. The coronary arteries of several dogs were surgically narrowed to simulate the atherosclerosis of the coronary artery. Half the dogs were then exercised and half were not. Five to eight weeks later, the exercised group showed decidedly more improvement in "collateral circulation." What had happened was that there was an increase in tiny blood vessels to bypass the narrowed artery. Many heart specialists believe that regular, moderate exercise will do the same for many people with coronary artery disease.

A lack of physical activity leads to abnormal or accelerated clotting of the blood in coronary, cerebral, and other arteries, as well as in the veins. In view of this, it is now felt that regular on-going activity all year long may be important in preventing or reducing strokes and coronary heart attacks. But it is thought that spurts of activity at intervals in an otherwise sedentary life will not accomplish this objective. Such physical exercise may even be harmful over a period of time. Yes, exercise is needed at every age of life, but in the later years we must obtain it in a more careful manner.

Other studies have shown that moderate or vigorous exercise can reduce blood cholesterol levels. And this is an important factor, for in atherosclerosis patients this level is often higher than it should be.

One comparative study was made of elderly men, who in college had been physical athletes. For the most part, they died from heart disease about as quickly as the rest of us. This was due to the fact that after leaving college they did not continue to exercise vigorously. Another research study, conducted by Drs. Paul White and William Pomeroy, analyzed the later living habits of 355 men who had been Harvard football players between 1901 and 1930. Their later exercise program—or lack of it—was compared with their health, longevity, and deaths. Across the board, those men who led sedentary lives did not live longer.

Dr. J.N. Morris, of the British Research Council, found that London bus drivers were more likely to die suddenly from coronary thrombosis than their fellow workers, the conductors, who walked about collecting tickets from the passengers. He also discovered that government clerks more frequently suffered from fatal coronary artery infraction than do the government postmen who were out on the streets delivering mail.

Do you want to live a long time? Exercise—regularly—moderately—but exercise. And do it for the rest of your life.

"Eventually we all decline," says Everett L. Smith, director of the Biogerontology Laboratory at the University of Wisconsin. "But the quality of life is so much higher for the elderly who are physically active than for people who sit waiting for the Grim Reaper."

Aging brings problems. And everyone past twenty is aging, without an exception. Each year after reaching maturity, the heart's ability to pump blood drops about one percent. That is a lot. By the time you are 60, the blood flow is 30 to 40 percent slower than when you were a young adult. With age, the amount of air that you can exhale after a deep breath lessens and your chest wall gradually stiffens. Nerve messages travel through your body at a slower speed: about 10-15% less by the time you have reached the age of 70.

But studies reveal that most of these age-associated declines can be delayed by exercise. For example, exercise lowers the resting heart rate and increases the amount of blood pumped with each beat. Exercise puts stress on the bones and causes them to have more calcium in them, thus making them stronger and less susceptible to fractures.

If you are young, anticipate the aging process and get ahead of it. If you are older, then get to work—begin a moderate exercise program to help keep you in shape for years to come.

Even though you may be older, exercise will improve your heart and respiratory function, increase your muscle strength, give you denser bones, quicker reaction time, and reduced susceptibility to depression and a number of diseases.

But, if you are over 50, exercise carefully. Avoid jumping and pounding activities. Yes, exercise, but do it carefully and properly. A little frequently, with a gradual buildup in your exercise program. And if you

get stopped by sickness, start back slowly. The best objective is light exercise, such as walking for 30 minutes, three to five times weekly. Take it slow, gradually move up. Know your limit. Exercise regularly. Warm up first with stretching or slow walking. Cool down afterward by never stopping suddenly when it is done.

One of the great faults of our current civilization is that our young adults at about the age of 25 become "too busy" to exercise. Yet, for the next two decades of their lives, they probably need it even more than when they were children.

Walking is one of the simplest and best exercises. Go outdoors into the open air and walk. Leave all your cares behind you and briskly set off with your arms swinging. Take deep breaths of air as you go. Some people use a pedometer to count the distance walked. Other people, including this writer, employ what to them is a simpler method: clock it. Go for a brisk walk and come back 30 minutes or 60 minutes later.

Jogging is the great way to exercise—or is it? It is fine if you are young and do not stick with it too many years. This is what the experts are now conceding. Even Dr. Kenneth Cooper, the Dallas physician who helped launch the fitness boom in 1968 with his best-selling book, "Aerobics," has shifted gears after suffering from bone fractures and heel problems from years of jogging. "I've changed my mind," he says, "I'm running less and performing better." And that is where the problem lies: the bones and the joints. They were not made to take the punishment of running, day after day, month after month.

People are waking up to the fact that low-impact exercise is more beneficial in the long run than are the high-impact workouts. Instead of weight lifting, basketball, jogging, tennis; more people are turning to walking, hiking, and cycling.

A study published in the spring of 1986, in the "New England Journal of Medicine," described an analysis of nearly 17,000 Harvard alumni who entered the school between 1916 and 1950. It was found that those who engaged in such moderate exercise as walking and climbing stairs lived up to two years longer than their sedentary peers. Most significant of all was the fact that those who engaged in the "high-impact" vigorous exercises, such as jogging, did not gain any significant health advantage or longevity over those whose exercise program was also consistent each day, although less strenuous and exhausting.

The director of the study, Dr. Ralph Paffenbarger, of the Stanford University Medical School, discovered that the major health benefits came with only 2,000 calories burned off by exercise a week—which is only the equivalent of 2 1/2 to 3 hours of brisk walking every week, in addition to normal activity. Jogging may be great for some, but it is well to recognize, in advance, the foot and knee damage that may be developed later because of it.

But do not think that exercise is only for your off hours. Charles F. Kettering, the automotive genius, worked at full speed until his death at 82. Without any formal exercise program, he instead exercised all

day long as he worked. There are ways to do this if you will carefully think them through. But it all adds up to more walking and less sitting.

But, please, do not try to get all your exercise at work. You need time to relax, breathe freely out-of-doors, put all your cares and worries behind you and just amble along. Time to look at the birds and listen to them; time to think of all the ways God has helped you; time to thank Him for it. Exercise, when not at work, is recreative.

Gene Tunney advised his students:

"Take regular exercise—not violent weekends of golf or sporadic bursts of squash, but a daily drill that becomes as much a part of your life as brushing your teeth."

Dr. Arthur H. Steinhouse, dean and professor of physiology at George Williams College, developed an exercise program that would also build some muscle in the process. And we can all use some of that.

"In a German laboratory where I worked, it was discovered that a muscle can grow at only a certain rate—and a very small amount of the right exercise will start it growing at that rate. If you contract any one of your muscles to about two-thirds of its maximum power and hold that for six seconds once a day, the muscle will grow just as fast as it can.

"Every day there are bound to be intervals when you have six seconds to relax. They can make a tremendous difference. Pull in your stomach. Pull up your chin. Do these exercises on company time. Do them while going from one place to another. Weave them into the day's routine."

Actually, exercising can be fun. And you need it,—both at your place of business and in your off hours.

Here are nine basic exercises which would fit in with Dr. Steinhaus' recommendations:

- (1) Stretch—while sitting, lying, or standing.
- (2) Straighten your spine—while standing with your back against the wall.
- (3) Expand your chest.
- (4) Suck in your stomach—while sitting or bending over.
- (5) Flex your arms—by pushing, pulling, and reaching.
- (6) Bend your legs—by squatting, climbing, and walking.
- (7) Limber your toes and feet.
- (8) Firm your muscles—by bouncing, pinching, and kneading them.

A SAMPLE EXERCISE PROGRAM

Now, for a few moments, let us consider an ongoing exercise program, designed just for you. There are

dozens of ways to do it; here is one:

If necessary, find a friend with whom to do this exercise program. You can help each other stick to it. But, with a friend or without one, the next step is to find your target heart rate (THR).

Your THR will help you exercise at just the right pace for you, so you won't overdo. Your THR is the most effective training pulse rate for maximum cardiovascular and excess fat consumption for a person of your age and current level of fitness.

First, take your pulse. The easiest place to feel it is on the side of your neck. (Or you can take it on the thumb side of your wrist, palm up.) Use your first two fingers (not your thumb). Press lightly and count the number of beats per minute.

Now that you know how to take it, you will want to find your Resting Heart Rate (RHR). To be most accurate, take your pulse for a full minute when you first awake in the morning, while still lying down, on two consecutive mornings. The average of them is your Resting Heart Rate.

You then want to find your Target Heart Rate. Here is how to learn what it is:

Subtract your AGE from 220 to find your Predicted Maximum Heart Rate. This is the fastest that your heart should ever beat at your age. (Example: 220 minus 50 years of age equals 170.)

From your Predicted Maximum Heart Rate, subtract your Resting Heart Rate (the Pulse rate you found while lying in bed upon awakening). (Example: 170 minus 71 equals 99.)

At this point, you will want to select your Target Zone. This is your current level of fitness, and is a percent of your Maximum Heart Rate. If you are a beginning exerciser, this percentage will be 60%. If you are already doing it regularly, it can be 70%. Competitive athletes will use 80%. Now, multiply the above total by this percentage (Example: 99 times .60 equals 59.4, which we will round off to 59.)

Add to this your Resting Heart Rate, and you have your Target Heart Rate. (Example: 59 plus 71 equals 130.)

It only took a few moments to figure, and now you have your Target Heart Rate. In order to quickly determine it later, just now divide your THR by 6. This will give you your 10-second Target Heart Rate. Henceforth, you will only need to take your pulse for ten seconds in order to see how you vary from your THR. (Example: 130 divided by 6 equals 21.6, which rounds to 22.)

Of course, this formula is only a guide. You will want to watch your own body for signs of overexertion (such as pounding in your chest, a dizzy or faint feeling, or profuse sweating). Breathlessness is another important sign to be alert to.

As time passes on this program, you may find that your Resting Heart Rate will lower somewhat.

During your exercise program of fast walking, etc., you will want to take your pulse as soon as you begin sweating lightly and breathing harder. If you are below your Target Heart Rate, then stride, stroke, pedal, or push a little harder. If you are above your THR, then slow down a bit and take it easy.

Then there is your Recovery Rate. This is how long it takes for your pulse to return to normal. To find this, take your pulse once a minute after you stop your main exercise program each day. It is good for your heart that you cool down slowly, and you are checking on your Recovery Rate at the same time. (Example: Ideally, your pulse should have dropped below 100 beats per minute within 3-5 minutes.)

Before you begin your exercise workout, warm up with a few stretching exercises for 5 minutes. Then begin your active program to keep FIT. F—Frequency: Exercise 3-5 times a week. Four times is ideal, with a day off between workouts to avoid "overuse injury." I—Intensity: Work up to your Target Heart Rate, but do not pass it. T—Time: Do it for at least 20 minutes.

What kind of exercise should this be? Select one that is steady, rhythmic, and continuous. It should place an increased oxygen demand on your heart, lungs, and muscles. And it should use the large-muscle groups of your body (legs, arms, and back). Then comes the cooling down period. This should be for at least 5 minutes. By cooling down slowly, you safely lower your pulse from your Target Heart Rate to normalcy. This both protects your heart and helps prevent injuries from stiff muscles, and is the ideal time for stretching exercises, since warm muscles stretch best and feel better later.

One inventive athletic researcher came up with this way to check yourself while exercising: If you can't talk comfortably while exercising, you're working too hard. If you can sing, then you're not working hard enough.

(Of course, before starting any kind of exercise program, you do best to have a medical evaluation first, if you have a heart condition or family history of heart disease, hypertension, diabetes, other medical problem, or if you are overweight, over 35, or use tobacco.)

Some people do "cross-training." They alternate between, say, walking, one day, and then swimming; then, next time, they work out. Each activity is done twice a week to maintain good physical stamina. But if all you have opportunity to keep up is a brisk walk, then do that. There is no better exercise.

You might want to keep an Exercise Log, jotting down each time what you did, how long you did it, and the date.

If your exercise is walking, be sure and do it in a good pair of shoes that are comfortable, good fitting, with soles that are cushioned and flexible.

Here are some sample stretching exercises to limber you up during your 5-minute warm-up period: (1)

Roll your shoulders several times in each direction. Imagine each shoulder is a wheel. First, turn the wheels forward, as though they were car tires taking you down the road; then put the gears into reverse and rotate them backwards several times. (2) Reach your right arm up straight and then stretch your right side up and over toward your left side, as you tilt your body away from that raised arm, all the while keeping your shoulder straight up from your trunk. Then do the other arm, keeping your hips steady throughout. (3) With your head, hips, and feet in a straight line,—pull one knee up to your chest. Then do the other knee. (4) Keeping your knee pointing straight downward to the ground,—reach back and pull your foot up to your buttocks with your opposite hand. Use the other hand to steady yourself, with a slight lean against a wall or tree. (5) With one foot about 12 inches behind the other, bend your front knee, and keeping both knees aimed forward,—press your back heel unto the ground and stretch your calf muscle.

Each of the above exercises was done while standing, and each stretched certain muscles.

With your warm-up stretching completed, for a minute or two, slowly begin walking. Now you can speed up for your regular 20-minute work out, checking your THR as you go.

After your workout is over, slow down for a minute or two, and then stop and begin your cooling-down stretching exercises. These can be the five described just above.

Exercise is one of the most helpful of the Eight Laws of Health, but it works closely with all of the others, especially rest and proper diet. How thankful we can be to God for these many blessings.

ADDITIONAL PRINCIPLES

"By active exercise in the open air every day, the liver, kidneys, and lungs also will be strengthened to perform their work.—*Counsels on Health*, p. 54.

"Without physical exercise no one can have a sound constitution and vigorous health; and the discipline of well-regulated labor is no less essential to the securing of a strong, active mind and a noble character."—*Counsels to Teachers*, p. 307.

"Exercise aids the dyspeptic by giving the digestive organs a healthy tone. To engage in severe study or violent physical exercise immediately after eating, hinders the work of digestion; but a short walk after a meal, with the head erect and the shoulders back, is a great benefit."—*Ministry of Healing*, p. 240.

"Such exercise would in many cases be better for the health than medicine. Physicians often advise their patients to take an ocean voyage, to go to some mineral spring or to visit different places for change of climate, when in most cases if they would eat temperately, and take cheerful, healthful exercise, they would recover health, and would save time and money."—*Ministry of Healing*, p. 240.

"Exercise in a gymnasium, however well conducted, cannot supply the place of recreation in the open air."—*Education, p. 210.*

"What does a person do who has been sitting at his desk for many hours and is tired? Does he lie down? No! He takes a walk. What do children do when they come home from school and are tired? Do they go to sleep? No! They run to the playground. If the body is completely exhausted by strenuous labor, a long hike, a wash-day, or a moving-day, one recuperates best by lying down and permitting the organism to rest. However, if only a certain part of the body is tired—for instance, the brain by long calculations, the hands from many hours of typing, the eyes by too much reading or sewing, or the legs when one has had to stand very long—the tired limb or organ recuperates best if other rested parts of the body are active.

"If one lies down, all the activities of the body are curtailed; in a manner of speaking, the vital furnace of the body is banked. The heart beats slowly, the blood vessels contract, respiration becomes shallow, and the exhausted brain sleeps, so that all the organs are at rest. On the other hand, if one enters into some new activity, if after a long lecture one goes out into the fresh air, thus exposing oneself to new impressions and stimuli, to the cool air and the fragrance of flower beds, respiration is increased, the blood circulates faster, and the glands are more active, thus facilitating the elimination of waste products from the exhausted organ. If you are totally exhausted, go to sleep! If only part of your body is tired, go for a walk or take a swim, engage in athletics, or occupy yourself with your garden. There is no better form of rest for an exhausted organ than the activity of neighboring organs."—*Fritz Kahn, "Man in Structure and Function," Vol. 1, p. 136.*

SPIRITUAL LESSONS

We not only want to maintain a daily physical exercise program, we also need to stretch our spiritual muscles each day as well. Not only are we to accept Jesus as our Saviour, we are to work with Him to help minister to the needs of others.

Just as God gave, we need also to give. "God so loved the world, that He gave His only begotten son, that whosoever believeth in Him should not perish, but have everlasting life." (John 3:16).

Jesus told His followers: "Freely ye have received, freely give." (Matthew 10:8). He also said, "It is more blessed to give than to receive." (Acts 20:35).

Because we have been comforted, in Christ's strength we are able to comfort others. "[God] who comforteth us in all our tribulation, that we may be able to comfort them which are in any trouble, by the comfort wherewith we ourselves are comforted of God." (2 Corinthians 1:4).

There are many in the world who need our help. God calls for helpers, and we must answer the call. "I heard the voice of the Lord, saying, Whom shall I send, and who will go for us? Then said I, Here am I; send me." (Isaiah 6:8).

We are to do the work which Jesus did. "The Spirit of the Lord God is upon Me; because the Lord hath anointed Me to preach good tidings unto the meek; He hath sent Me to bind up the brokenhearted, to proclaim liberty to the captives, and the opening of the prison to them that are bound." (Isaiah 61:1; cf. Luke 4:18).

We live our faith, we share our faith, and we come to Jesus to renew and deepen our faith. As we pray and work, work and pray, our experience deepens, and others are helped.

"Who then is a faithful and wise servant, whom his lord hath made ruler over his household, to give them meat in due season? Blessed is that servant, whom his lord when he cometh shall find so doing. Verily I say unto you, That he shall make him ruler over all his goods." (Matthew 24:45-47).

Every follower of Jesus is assigned the task of helping those around them, and sharing with them the wonderful gospel message of the forgiving and empowering grace of Christ, and the hope of eternal life through Him.

"And He said unto them, Go ye into all the world, and preach the gospel to every creature." (Mark 16:15). "I am not ashamed of the gospel of Christ: for it is the power of God unto salvation to every one that believeth." (Romans 1:16). "And this gospel of the kingdom shall be preached in all the world for a witness unto all nations; and then shall the end come." (Matthew 24:14).

God purposes to use you and me to help many souls who are living in darkness. "I the Lord have called thee in righteousness, and will hold thine hand, and will keep thee, and give thee for a covenant of the people, for a light of the Gentiles; to open the blind eyes, to bring out the prisoners from the prison, and them that sit in darkness out of the prison house." (Isaiah 42:6-7).


We can help the poor and the needy. "I was a father to the poor, and the cause which I knew not I searched out." (Job 29:16). "Pure religion and undefiled before God and the Father is this, To visit the fatherless and widows in their affliction, and to keep himself unspotted from the world." (James 1:27). "He shall deliver the needy when he crieth; the poor also, and him that hath no helper." (Psalm 72:12). "Whoso stoppeth his ears at the cry of the poor, he also shall cry himself, but shall not be heard." (Proverbs 21:13).

We can also minister to the sick, and help them understand the importance of obedience to God's commandments so they might remain in better health. "Pray for one another, that ye may be healed." (James 5:16). "Thou shalt therefore keep the commandments . . . and the Lord will take away from thee all sickness." (Deuteronomy 7:11, 15). "[God] who forgiveth all thine iniquities; who healeth

all thy diseases." (Psalm 103:3).

As we minister to the needs of others, and bring them the good news of salvation, through the forgiving/enabling grace of Christ, we have the promise that we are working with the angels of God. Even though our efforts may not be appreciated by those on earth, yet the God of heaven accepts us. Thank the Lord!

"For what is our hope, or joy, or crown of rejoicing? Are not even ye in the presence of our Lord Jesus Christ at His coming? For ye are our glory and joy." (1 Thessalonians 2:19-20).



Section O

Principles of Health

Part 4f

Sixth Law of Health - Nutrition

THE FOOD YOU EAT

The human body was created by the God of heaven on the sixth day of Creation Week. It is marvelously made.

Because of this, we have a special responsibility, as His children, to carefully obey His health laws. He has provided bountifully from the things of nature for our care, and it is our responsibility to use these blessings to keep ourselves in good health so that we may better minister to the needs of those around us.

We can live as did Daniel, in full obedience to all of God's laws. A basic aspect of this is the diet we choose. Our physical health is maintained by that which we eat, for that which you put into your body affects all of your organs and tissues. A wrong diet, or an indulged appetite of a good one, greatly hinders mental and physical efficiency. An improper diet not only injures our bodies, but keeps our minds from functioning as well as they should. For example, an intemperate man cannot be a patient man.

Eating the right amount of the right food, and only at regular hours, is what is needed. The food should be of a simple, healthful quality, and eaten slowly in an atmosphere of cheerful thankfulness to God for His many blessings. In order to understand these matters aright, we need individually to reason from cause to effect, study the Word of God, and act from principle. We dare not let the fads and fashions of the world become our criteria.

All of our enjoyment or suffering may be traced to obedience or transgression of natural law. To make these laws plain, and to urge their obedience in the strength of God—is the special work for our time in history. Men of God in Bible times carefully obeyed the moral and health laws, and we should obey them today. A significant aspect of this is the fact that the body is the only medium through which the mind and the soul are developed for the upbuilding of character. How important it is, then, that we do all

in our power to yield ourselves in obedience to God's pattern for our lives. This is the greatest work we can do. And we can be thankful that He will, by His enabling grace, strengthen us to fulfill His will.

The original diet, given by Heaven to our human family, consisted of grains, fruits, nuts, and vegetables. These foods, prepared in as simple and natural a way as possible, are the most healthful and nourishing. They impart a strength, a power of endurance, and a vigor of intellect, that are not afforded by a more complex and stimulating diet.

This diet that God gave to our first parents did not include meat. It is contrary to His plan to have the life of any of His creatures taken in order to supply us with food. He desires to bring us back to this original plan. He does not want us to subsist upon the flesh of dead animals.

And this diet should be a simple one. It is very easy to take simple food—and make a complicated dish out of it that is hard to digest. Our diet should be simple: composed of simple food, simply prepared. By this is meant simple, healthful food, both raw or properly cooked, free from spices, grease, flesh meats, and complicated mixtures. Raw food is good, but warm food is needed by the system also. Eating only cold food draws vitality from the body to heat it up in the stomach prior to its digestion. Also helpful is the eating of fewer kinds of food at a meal, and eating it with thanksgiving. A cheerful heart will help your food digest better. Simply prepared meals will be more nourishing for your family and guests. Fashionable eating with its many dishes, mixtures, and hurtful foods is an invitation to gluttony. And this, of course, you do not want.

The diet also needs to be adequate. Do not consider it a matter of indifference as to what you eat. Your diet should not be impoverished, but nourishing, for only in this way can your body make good blood. Perfect health is keyed to perfect circulation, and this cannot be done without good blood.

Fruits, grains, vegetables, and nuts, prepared in a simple way—free from meat or spice or grease of every kind,—constitute the most healthful diet. It requires careful thought to prepare nourishing food. This effort requires faith in God, earnestness of purpose, and a willingness to help one another. We are mortal and must supply ourselves with food that will give proper sustenance to the body.

Investigate your habits of diet and study from cause to effect. You do not want a rich, greasy, complicated worldly diet, but neither do you want a skimpy, impoverished one. There are healthful foods that you need. Do not avoid them.

However, in some cases, you will find certain articles of diet that do not agree with you. For example, beans bother some people. In such instances, change the diet; use less of some foods; try other things. And be alert to food combinations; some are healthful and some are not. Individually study this matter for yourself and come to your own decisions as to what you shall eat. There is no doubt but that there is generally an ample variety of foods from which to select.

In making this choice, keep in mind the climate. Certain foods may be suitable for one country and not

for another, or for one season of the year and not for another. Then, too, there is the matter of your occupation. If you are engaged in hard, physical labor, you can eat somewhat more amply than can a more sedentary person.

The warmer the climate, the less severe our physical work should be, and the less food is correspondingly needed. In connection with this, too much sugar in the diet, in hot weather or in a hot climate, can cause trouble.

Yet no precise line of diet is marked out for those living in various seasons, climates, and countries. As you depend on Him for help, God will guide you from day to day.

In those lands in which an abundance of fresh fruits, grains, and nuts are available, flesh food is not necessary. And in countries in which there is an extra abundance of fruit throughout most of the year, we should make use of it.

God will guide His children to develop simple, healthful recipes that will help many others. Develop your talents and learn how to develop more healthful meals.

In order to better understand these things, we need to better understand the process of normal digestion within our bodies. Overeating injures the stomach and weakens all the digestive organs. Disease is thus brought on. Too much vital power is being expended in trying to digest so much food. The immediate effect may be headache, indigestion, pain, or temporary stoppage of digestion. Eat sparingly of the best food. Allow nothing to pass your lips that in any way might weaken your health and life. Constantly study from cause effect, as you go from meal to meal, day to day.

That which we need more of is spiritual food—study in God's Word,—for that will give us overcoming power in controlling our selection and intake of physical food.

Overeating has a worse effect on the body than overworking. The excess food only clogs the system, burdens the life, and, if continued, leads to disease. Too much food, even of the right quality, is harmful. Eat moderately, of the right food, and only at regular periods.

Do not study, or do heavy work or violent exercise immediately after a meal. As soon as it is concluded, both the blood and brain power are needed in aiding in its digestion. When the meal is completed, go outside and take a short walk, with your head erect and your shoulders back. This light exercise will greatly help your digestion. Your mind is thus diverted from yourself to the things of nature about you. And that is another benefit of the after-meal walk.

There are far too many people who worry about their food. Eat it cheerfully, with a sense of thankfulness to God. Do the best you can, and then go about your work believing that He will bring the best. If you are in constant fear that your food will hurt you, it most assuredly will. Forget it—and all your other problems too. Think of something cheerful and trust that all will work out for the best.

Pure, fresh air, breathed in through lungs unhindered by tight clothing or belts or lacing, will greatly help your digestion. This is no unimportant detail. It is better to suspend your clothing from the shoulders, instead of using belts. Avoid cramping or compressing your lungs or your abdomen.

Do not spend most of your time thinking about yourself. Act from principle, and then live to bless others.

There are a number of foods which it is best to eliminate or minimize in our diets. A meal of only cold food should not be partaken. Warm it first. Hot drinks and hot food debilitates the stomach; very cold foods require too much vital force in order to be warmed up in the stomach prior to digestion. Cold water drunk with the meal diminishes the flow of saliva. The colder the food or water, the greater the injury to the stomach. Ice water or ice lemonade stops digestion until it is warmed up. Food that is washed down with liquids results in poor digestion. When liquids are taken with meals, the stomach must absorb the liquid before it can begin to digest the food. Overworking the stomach in many little ways can add up to more serious problems at a later time.

When you sit down to a meal, take time to eat. Chew your food slowly, and do not crowd in a great variety of food at one meal. The benefit derived from food depends less on the quantity eaten than on how thoroughly it was masticated, and digested. The amount of time the food is in the mouth and how well it is chewed are both very important to thorough digestion. In order to do this effectively, it is necessary to eat your food slowly.

Do not have too great a variety at a meal; three or four dishes are plenty. It is more important that we eat that which will agree with us than that we taste of every dish set before us.

It is well not to eat fruit and vegetables at the same meal. Vary the meals from day to day. All mixed and complicated foods are injurious to the health.

And, above all, do not overeat. It is one of the quickest avenues to disease and death. Especially should sedentary workers be careful in regard to this point.

It is best that five hours elapse between meals. Two meals a day are better than three, especially for those who obtain relatively little exercise. Late suppers, just before bedtime, are particularly harmful. If eaten at all, the third meal should be light and several hours before bedtime.

Eat your meals at regular times and between meals eat nothing.

Fruit is a wonderful blessing from God. Whenever it is available, you will want to make use of it. Fresh fruit, freshly picked, is especially good. It would be well to do less cooking and eat more fruit raw. But also preserve them in sealed jars for winter usage. Fruits of different kinds—but not too many kinds—at a meal are very fine. But even fruit should not be eaten after a full meal of other foods.

Never eat fruit if it has any decay on it. Decayed vegetables and fruit ferment in the stomach and poison the blood. As with grains, nuts, and vegetables, prepare the fruit for the table in as simple a manner as possible.

Brain workers do well, from time to time, on a fruit diet for a day or two.

The dried fruits are very helpful in the diet. Apples are one of the best standby storage fruits that you can find.

The grains are another blessing from our Creator. When you eat grains and vegetables, you are obtaining your food first-hand; but when you eat meat, you are getting it second-hand. The needs of the system can be better supplied, and muscular strength maintained without the use of animal flesh. The grains, along with peas, beans, and lentils, are foods that store well. Do not use grease on your grains or in preparing them. This principle applies to the preparation of fruits and vegetables also.

Grains used for porridge or cooked cereal should have several hours cooking. But even then, they are still less wholesome than dry foods which require careful chewing. For this reason, to eat largely of cereals does not ensure health to the digestive organs, for they are too much like liquid. Instead, eat fruit, vegetables, and bread.

Bread should be thoroughly baked, and should be light and dry. Do not use baking powder or soda when preparing it. The strong alkalinity of soda injures the stomach. Use water in making bread, instead of milk. Milk bread does not keep sweet as long, and ferments in the stomach. The loaves should be small, with no taint of sourness. Never eat fresh raised bread (yeast bread) before it is a day old. And two- or three-day-old bread is more healthful still. (This is because there is no baker's yeast remaining in it by then.) But unleavened bread—without yeast—can be eaten fresh out of the oven.

Zwieback is bread that has been baked a second time. ("Zwieback" means "twice baked.") This transforms the bread into one of the most easily masticated and digestible foods you can find. Simply cut ordinary raised bread into slices and then lay it in a warm oven to dry until the last trace of moisture disappears. Then let it be browned slightly all the way through. If kept dry, zwieback can be kept much longer than regular bread, and it can be reheated before using, to freshen it up. Since it is so easily digested, zwieback does well, along with fruit, for the evening meal.

Beware of partially baked bread. If it is soft, doughy, or sticky inside, do not eat it. Hot, raised biscuits should not be eaten. Sour bread is not healthful either. Do not put sour milk into your bread mix.

Whole wheat bread is far better than white bread. Sweet breads and sweet cookies cause problems in the stomach.

Thank God for the good vegetables that we can serve to our families. They afford us solid nourishment.

When picked fresh from the garden, they are the best. Hearty, hard-working men need plenty of vegetables. Such a simple diet is by far the best for us.

God wants to bring His people back to simple fruits, vegetables, and grains. These have the nutritive properties that our bodies need. This is the food needed, not meat or grease.

There are those who are not able to digest certain vegetables as well as others.

Avoid fried foods, or any food that has been prepared with grease or butter (or margarine). These clog the system and lead to serious trouble later on.

Raw and cooked greens are among the most nourishing foods obtainable. Other good foods include such items as tomatoes, corn, or peas. But never use decayed vegetables.

It would be well to obtain a piece of land so you can grow fruits and vegetables.

Sugar is a real problem. People use far too much of it in preparing their food, and yet it causes fermentation in the stomach. Milk and sugar combined is one of the worst combinations you can find, yet the two are mixed into breads, puddings, pastries, and other things.

Sugar clogs the system. Some people try to make sugar supply the place of good food, properly cooked. But the result is sickness and disease. Sugar, overused in the diet, is worse than meat eating. Avoid eating the sweet foods that are prepared. Candies and confections are best kept out of the diet.

A little sweetening, such as honey, mixed in with the preserved fruits is helpful. It is not wrong to use a little milk or a little sweetening. But only a little sugar is all that is needed. Some put a lot of it on their mush, or use milk and sugar mixtures. But this is not healthful. Milk, eggs, and sugar mixed together in recipes are not good either.

Pies, cakes, pastries, and puddings may taste good, but this does not make them good for you. Many of these desserts are detrimental to health. Rich dinners, highly flavored sauces, sweet delicacies, sweet cakes, sweet puddings, and custards would be better omitted from the diet entirely. Often spices are added, which only makes the mixture worse. The jellies, jams, and all the rest are an active cause of indigestion.

Instead, use fruit. Fruit, fresh or stored in jars, can provide your family with the nourishment that the other treats, mentioned above, lack. But plain, simple pies, with a small amount of sweetening is helpful—as long as you stay with only one piece.

Other worthwhile desserts would include plain cake with raisins, rice pudding with raisins, prunes, and figs.

Always be careful in regard to the sweet things. They are not really needed, and they can be harmful to your system.

Spices and condiments, so frequently used in our world today, are ruinous to the digestion. The less exciting the food, the better. Mustard, pepper, spices, pickles, and similar articles only irritate the stomach and fever the blood. Condiments have a similar effect on the stomach as does drinking alcohol. And both begin a subtle craving for something more stimulating to eat or drink.

In reality, the use of spicy food develops a craving that leads many onward to become alcoholics. Yet many place these luxurious foods before their children,—spiced foods, rich gravies, cakes, and pastries. This highly seasoned food irritates the stomach and causes a craving for still stronger stimulants.

Those who have indulged in such foods find it difficult to sit down to a meal of simple, wholesome food. But if they will stick with it, their enjoyment of simple food will return.

Soda, or baking powder, should never be placed in your breads when you are preparing them. Soda inflames the stomach and often poisons the entire system. But good bread can be made without them.

Do not use much salt in your diet. Some people advocate a no-salt regime, but this is not good. A little salt is needed in the diet, but only a little.

Pickles and vinegar should not be eaten. (Soda and baking powder are very high alkaline products that remain excessively alkaline in the system; pickles and vinegar are the opposite; they are excessively acid and likewise derange the delicate gastrointestinal track.) It would be well if pickles, vinegar, mustard, mince pies, and such things were entirely omitted from the diet.

Folk often put vinegar and oil on their salads. (Mayonnaise is a vinegar, oil, and raw egg combination.) Yet the vinegar causes a fermentation in the stomach, and the food does not digest but instead decays or putrefies. As a consequence of such a diet, the blood is not nourished, but instead becomes filled with impurities. Eventually liver and kidney problems develop.

The effect of butter in the body is quite different than that of cream. (Chemically, cream is composed of oil droplets surrounded by water, and thus is relatively more digestible. When churned, cream becomes butter, which is water droplets locked into an ocean of hardened oil. This grease-like substance causes very serious problems in the digestive system, and later in the blood vessels. Never eat anything that is grease-like.) It is best to dispense with butter and not use it at all.

It has been said that a little milk or cream in the diet is helpful, but you need to know that it is well to work away from their use. Soon there will be no safety in using eggs, milk, or cream. This is due to the increase in animal diseases. God will give His people ability to prepare food without these substances.

If eggs are used at all, they should be from hens that you know to be well-cared for and suitably fed. It is

best that children have few, if any eggs. Milk should come from livestock that you know to be healthy, be boiled first, and only used in moderate amounts.

Some individuals, in abstaining from milk and eggs, have failed to supply the system with proper nourishment, and as a consequence have become weak and unable to work. Still others cannot afford the better food, such as nuts and fruit. And there are those who do not know how to properly supply the place of milk and eggs with other foods. They need instruction.

The time has not yet come to prescribe the strictest diet for others to follow. But let the diet be progressive. Let the people be taught how to prepare food without the use of milk. Tell them that soon there will be no safety in using eggs, milk, cream, or butter, because disease in animals is increasing. Do know that the time will come when it will not be safe for anyone to use milk and eggs. (Many believe that that time has already come.)

Animals from which milk is obtained are not always healthy. They may be diseased so that a cow, apparently well in the morning, dies before night. Then she was diseased in the morning, and her milk was diseased, but you did not know it.

Cheese should never be introduced into the stomach.

It is wholly unfit for food. Lard and grease clog the system. The body cannot handle them. Keep grease out of your food. It defiles any preparation of food you may make. It renders the food difficult of digestion (and produces a clogging of the arteries, leading to heart attacks later on). For example, fried potatoes are not healthful, for grease or butter is used in preparing them. Instead of this, serve baked or boiled potatoes with cream and a sprinkling of salt.

Eat only food that is free from grease. Such a diet will prove a blessing to you, and will avoid later suffering and grief.

Olives may be so prepared that they may be eaten with good results at each meal. They can take the place of butter. Olives and nuts, along with the other protein vegetables, can supply the place of butter and flesh meats.

Nuts and nut foods are coming largely into use to take the place of flesh foods. Care must be taken not to use too large a proportion of nuts. Time should be spent learning how to prepare the nut foods, but do not eat too heavily of them.

Some kinds of nuts are not as wholesome as others. Do not reduce the diet to a few articles composed largely of nut foods. They should not be used too freely. Combined in large proportions with other articles in recipes, they make the food so rich that it cannot be properly assimilated. One-tenth to one-sixth part of nuts to other foods is sufficient in recipes, varied according to the combination.

Almonds are preferable to peanuts, but peanuts, in limited quantities, may be used with grains to make nourishing food.

Water is the best liquid possible to cleanse the tissues of the body, but take it between meals rather than with your meals. Especially do not use hot drinks or cold drinks at mealtime. Warm or hot water taken a half hour or so before the meal is helpful.

Tea, coffee, tobacco, alcohol, and the narcotics are not good for your body and should never be used. Such things may at first appear to stimulate and excite the nerves, but later will come trembling nerves and lack of self-control. Tired nerves need rest and quiet, not artificial stimulation. Intemperance begins at our tables, in the use of unhealthful food. Then stimulants are resorted to, and the nerves, artificially excited, borrow from the future. Later comes sickness and nervous prostration. The only safety is to leave them totally alone.

Be careful of apple cider. It is often made of wormy or half-rotten apples. And it may have some alcoholic content.

Fresh and properly prepared fruit juices are wholesome and a blessing from God.

How very thankful we can be that the God of heaven has provided us with wonderfully designed bodies, and so many blessings in nature to keep us in good health. He is our Creator and how we love Him. Let us carefully use each of the Eight Laws of Health—pure air, sunlight, abstemiousness, rest, exercise, proper diet, the use of water, and trust in divine power,—to keep ourselves in the best health in our daily service to Him.

A brief summary of some of the basics in this invaluable instruction would include several of these points:

The meal should be simple, appetizing, but not complicated, or hot, cold, or too liquid. Eat unhurriedly and at regular hours, chewing well, and without overeating. The diet itself is best to consist of fruit, vegetables (especially greens), grains, and some nuts. Be cautious about the many highly processed, sweet, and spiced foods. Exercise afterward and eat nothing between meals. Throughout the day, be cheerful, positive, and live to help and bless others. Let gratitude to God fill your thoughts, and praise Him who cares for you.

ADDITIONAL PRINCIPLES

"God gave our first parents the food He designed that the race should eat . . . The fruit of the trees in the garden was the food man's wants required [Genesis 1:29: and afterward, field crops also, Genesis 3:17-18]. God gave man no permission to eat animal food until after the Flood. Everything had been destroyed upon which man could subsist, and therefore the Lord in their necessity gave Noah permission to eat of the clean animals

which he had taken with him into the ark [Genesis 9:3] . .

"After the Flood the people ate largely of animal food. God saw that the ways of man were corrupt, and that he was disposed to exalt himself proudly against his Creator and to follow the inclinations of his own heart. And He permitted that long-lived race to eat animal food to shorten their sinful lives. Soon after the Flood the race began to rapidly decrease in size, and in length of years. [Compare Genesis 5:3-32 with 11:10-26]."—*Counsels on Diet and Foods*, p. 373.

"In choosing man's food in Eden, the Lord showed what was the best diet; in the choice made for Israel, He taught the same lesson. [Psalm 105:37]. He brought the Israelites out of Egypt, and undertook their training, that they might be a people for His own possession. Through them He desired to bless and teach the world. He provided them with the food best adapted for this purpose, not flesh, but manna, 'the bread of heaven.' [Exodus 16; Psalm 78:24]. It was only because of their discontent and their murmurings for the fleshpots of Egypt that animal food was granted them, and this only for a short time. Its use brought disease and death to thousands. [Numbers 11:4-12, 31-33; Psalm 78:17-37]. Yet the restriction to a non-flesh diet was never heartily accepted. It continued to be the cause of discontent and murmuring, open or secret, and it was not made permanent."—*Counsels on Diet and Foods*, p. 374.

"Had they been willing to deny appetite in obedience to His restrictions, feebleness and disease would have been unknown among them. [Exodus 23:25; Psalm 107:4-9]. Their descendants would have possessed physical and mental strength. They would have had clear perceptions of truth and duty, keen discrimination, and sound judgment. But they were unwilling to submit to God's requirements, and they failed to reach the standard He had set for them, and to receive the blessings that might have been theirs. They murmured at God's restrictions, and lusted after the fleshpots of Egypt. [Psalm 106:13-15]. God let them have flesh, but it proved a curse to them. [1 Corinthians 10:5-6]."—*Counsels on Diet and Foods*, p. 378.

SPIRITUAL LESSONS

We have our physical food which we need to partake of daily. It should be of good quality. But, in addition, we need spiritual food each day.

"And He humbled thee, and suffered thee to hunger, and fed thee with manna, which thou knewest not, neither did thy fathers know; that He might make thee know that man doth not live by bread only, but by every word that proceedeth out of the mouth of the Lord doth man live." (Deuteronomy 8:3).

As the children of Israel journeyed through the wilderness, God provided manna from heaven for their

daily food. It was filling and nutritious. But, as the above verse reveals, the giving of the manna was to serve as an object lesson. God's people were always to receive spiritual food from Him every day of their lives.

"But He [Jesus] answered and said, It is written, Man shall not live by bread alone, but by every word that proceedeth out of the mouth of God." (Matthew 4:4).

We are to obtain that spiritual food from the Inspired Scriptures. God alone can supply the necessities of the soul. We are to partake of the Word of God. Jesus is the living Word, and His words are found in the Bible.

"In the beginning was the Word, and the Word was with God and the Word was God . . . And the Word was made flesh, and dwelt among us." (John 1:1, 14). "In Him was life; and the life was the light of men." (John 1:4).

"And Jesus said unto them, I am the bread of life: he that cometh to Me shall never hunger; and he that believeth on Me shall never thirst." (John 6:35).

Jesus is the spiritual manna from heaven.

"As the living Father hath sent Me, and I live by the Father: so he that eateth Me, even he shall live by Me. This is that bread which came down from heaven; not as your fathers did eat manna, and are dead: he that eateth of this bread shall live forever." (John 6:57-58). "It is the spirit that quickeneth; the flesh profiteth nothing: the words that I speak unto you, they are spirit, and they are life." (John 6:63).

As we prayerfully study the Bible, we partake of this life in Christ. "And have tasted the good Word of God, and the powers of the world to come." (Hebrews 6:5). "Give us this day our daily bread." (Matthew 6:11). "Thy words were found, and I did eat them; and Thy Word was unto me the joy and rejoicing of mine heart: for I am called by Thy name, O Lord God of hosts." (Jeremiah 15:16).

We have been bought with a price, and are no longer our own (1 Corinthians 6:19-20). We belong to God and are to eat the food He gives us.

Doing so will bring us the deepest happiness in this life, and bring us salvation unto the world to come.

Receive the manna daily. Study God's Word with prayer every day, and live it in your daily life. If you will be humbled and submitted, God will use it to change you and, use you to help others.



Section O

Principles of Health

Part 4g

Seventh Law of Health - Water

THE WATER THAT CLEANSSES

Livestock and wild animals know what to do when physical sickness strikes. They have been observed eating certain plants. Seeking out a stream or lake, they will bathe in the water, or lay in it, to treat their injuries.

A dog, bitten on the head by a rattlesnake, first killed the snake, then went to a nearby creek where he lay in the water off and on for a week. He recovered completely.

Water is one of the most valuable helpers you have in the daily task of keeping yourself in health or in recovering health when it is lost.

How very important it is that you drink enough water each day! Your kidneys alone filter about 50 gallons of fluid a day. In a 24-hour period, more than 8 quarts of digestive juices flow into the digestive tract. Much of this water is recycled over and over again by your kidneys. But about 2 to 4 quarts of water a day are lost through the urine, lungs, or perspiration. For this reason, if you do not keep drinking water, your kidneys cannot perform their function well, and kidney disease results.

It has been found that water intake can increase physical endurance and ability to work by as much as 80%. When you do not drink enough water, your blood thickens and flows with greater difficulty. This can cause trouble not only in your body tissues and organs, but also to your heart that must pump that sludged blood.

So many people eat far too much salt, sugar, and protein, yet each of these substances requires additional water to process.

In late 1986, the World Health Organization officially stated that the incidence of illness around the globe would fall by 80% if people in the developing nations had access to pure drinking water.

Lack of water not only affects health; it affects work production as well. Athletes, in particular, find that a slight decrease in fluid will greatly affect performance.

It is generally recommended that we drink 8 glasses of water a day. But it is best if you not drink it with your meals, but between them. The very best times for water drinking is first thing upon arising in the morning, and then 30 minutes or so before each meal. One or two warm glasses of water about a half hour before breakfast will help cleanse the stomach and sharpen the appetite. Small amounts drunk from time to time throughout the remainder of the day are also helpful.

But do not drink too much water. It will thin your blood too much and make you light-headed. If in doubt, keep in mind that there is less danger in drinking a little too much than in not drinking enough.

Some people drink hot water or cold water drinks with their meal, but this hinders the digestion of the food even more than drinking lukewarm water at mealtime.

The drinking water should be pure, but this is becoming more difficult to obtain. This is unfortunate. One solution is to purchase a reliable water distiller for your home. This will clean the water. Distilled water will not hurt you; only help you, if you are eating a good diet so that you are obtaining your proper amounts of calcium and other minerals from your food. In contrast, regular water often contains an excess of inorganic sodium, chlorine, sulfur, fluorine, iron, chromium, lead, and other undesirable minerals—and in far greater amounts than the body could possible use. We can be thankful that small, inexpensive home distillers are now easily available.

Joseph M. Price, M.D., has done careful research into the relationship of chlorinated water to atherosclerosis in the arteries. He found so much evidence that he wrote a book about it, entitled, *Coronaries/Cholesterol/Chlorine*. For example, after seven months every chicken fed chlorinated water had developed atherosclerosis, while no chickens fed pure water had it. Here is another interesting fact: American soldiers killed in the Korean War averaged 75% with evidence of coronary atherosclerosis, yet had an average age of only 22! In order to avoid disease, the water given the soldiers in Korea had been very heavily chlorinated.

Cadmium in water increases high blood pressure. Dr. Henry Schroeder has established that people who die of high blood pressure complications tend to have an unusually high level of cadmium in their kidneys. And this most frequently occurs in certain cities with higher cadmium content in the drinking water.

Lead, copper, and sulfur can also be dangerous. Zinc in the water helps to protect the body against cadmium and copper. Patients with either hypertension or atherosclerotic heart disease or an old myocardial infraction generally have higher copper and lower zinc levels in the serum and toenail samples, according to the World Health Organization.

If you have the choice, when drinking water from pipes, it is better to drink hard water than soft water. The hard water, which mainly has calcium and magnesium in it, will lower your chances of acquiring cardiovascular and kidney diseases. The "Journal of the American Medical Association" for October 7, 1974, reported on Monroe County, Florida, where, by changing its source, the hardness of the drinking water was dramatically increased from 0.5 ppm to 200 ppm. "The death rates from cardiovascular disease dropped from a range of 500 to 700 to a range of 200 to 300 only four years after the increase in water hardness."

Oddly enough, you can purchase water-softening equipment and supplies,—but no one sells anything to artificially harden it. Hard water results primarily from the presence of calcium and magnesium salts in the water, while softness is due to the absence of these salts. These two minerals help protect the water from absorbing dangerous minerals from the ground—or from pipes.

The average person will, by the age of 75, have drunk 20,000 gallons of water. Stop and think about it for a moment—and you will agree with the statement of scientists that this is the "water planet." Not only is six tenths of its surface covered by water, but water is the essential factor that makes all life possible. No plant, animal, or living organism can survive long without it.

"When we come to the individual need for water, it is readily realized that water is certainly our most precious mineral. It is the most essential of all minerals for our bodies. An animal can lose all its fat, about half its protein,—but if it loses as much as one-tenth of its water, it will die."—*Jonathan Forman, M.D., in "Water and Man."*

Your body is 60% water. The countless millions of cells inside of you are constantly being bathed in water. And this is not merely a soaking process, but a rewashing activity done by your blood stream. Water in the blood brings nutrition and oxygen to your tissues, and carries off wastes. If injury occurs, coagulants come out of the fluid and stop the bleeding, while white blood cells emerge from the blood stream and begin attacking poisonous substances. Delicate chemical balances are maintained by the flowing blood, as hormones, digestive substances, and many other vital substances are transported through the body fluids to their appointed place.

It is no wonder that this most precious commodity should be needed by mankind—not only inside but outside as well.

Frequent bathing is a very important health practice. It should be done at least once a week, but a daily bath or shower is even better. Warm baths relax; hot baths prepare for cold ones and strengthen and invigorate; all baths help cleanse the skin. There are millions of tiny pores—little mouths—that open out onto your skin. Bathing cleans them and removes the impurities that they bring to the surface.

But, in all your consideration of the values of water, do keep in mind that a better use of water must be accompanied by corresponding improvements in the diet also.

"Rest, freedom from care, light, pure air, pure water, and spare diet, are all that they need to make them well."—*2 Selected Messages*, p. 458.

HYDROTHERAPY

Now let us turn our attention to one of the marvelous uses of water: hydrotherapy. In our book, *The Water Therapy Manual* (see [order sheet](#)), we present the various principles involved in giving simple water treatments to the sick. But, just now, let us summarize some of what is included in this science of water therapy:

Hydrotherapy has been used for thousands of years, for it is generally available, so dramatically helps many sicknesses, and is easy to apply. In 1747, John Wesley, the founder of Methodism, wrote a textbook on hydrotherapy. Vincent Priessnitz, a Silesian peasant, was the first to organize these simple folk remedies into a science. He successfully treated so many people with hot and cold water that he became well-known throughout Europe. Unfortunately, he wrote nothing. The first modern water therapy textbook originated in Bavaria in 1886. Like Priessnitz, Sebastian Kneipp had been frail as a child and youth, and attained unusual physical stamina through the use of water therapy. When he began treating the sick, thousands flocked to him from all over the continent. His classic book on the subject, *My Water Cure*. Kneipp's hope was that his book would help people throughout the world. And it did. The English edition alone underwent fifty printings in its first ten years.

Water-cure establishments, or "hydros," sprang up all over Germany and Europe, later spreading to the United States. In the late 1800s, Dr. J. Winternitz, of Vienna, discovered that hydrotherapy worked because of its direct and indirect effects on the nervous system. The temperature of the water, the percussion of the water, and the body part receiving it determined how it would help the body. By 1906, Dr. John H. Kellogg, in the United States, has written his mammoth "Rational Hydrotherapy," the first scientific text on this subject, and for depth of coverage has not been surpassed to this day.

Here is a brief description of what some of these simple water treatments are like. There would not, of course, be room in this brief tract to explain how to give them all. But we will include some excerpts from our full-length book, *The Water Therapy Manual* (see [order sheet](#)).

LOCAL BATHS—Hot, cold, or alternate hot and cold water may be applied to most any part of the body to produce desired effects. The alternate hot and cold bath is one of the most frequently used. Simply fill two containers larger than the part to be treated, and fill with hot and cold water. Then immerse the body part in hot, then cold water. The usual interval is 3 minutes in the hot and then 1 minute in the cold; repeat this three times, ending with cold.

SITZ BATHS—This is the "sitting bath," and is very helpful for problems of the lower abdomen or pelvic region, including menstrual disorder, diseases of the uterus, ovaries, or fallopian tubes, prostatitis, constipation, and digestive disorders. There are several kinds of Sitz Baths and, when needed suddenly, they can be invaluable. Two large galvanized or plastic tubs are used in giving them. For maximum

benefit, these baths must be done several times a day, depending on the person's condition. The effect is to increase the circulation of blood and lymph to the pelvic region, remove internal congestion, and improve tissue vitality and nutrition.

THE WET SHEET PACKS—The Wet Sheet Pack is used with many acute diseases, especially conditions with fever or due to toxemia. As a result of the pack, if continued 3 hours or all night, the fever will have been aided in its work by increased elimination and thus be lowered due to decreased need, by the body, for the fever. Do not reuse the sheet used for a prolonged Wet Sheet Pack without first washing it, since it contains many toxins.

FOMENTATIONS—Where prolonged heat is needed, the pack is replenished frequently, as with continuous cold compresses. The duration of the Fomentation depends on the temperature of this hot compress and the effect desired. The effect of local heat stops pain, draws healing blood, and helps induce sound, restful sleep. This application of moist heat to the body is excellent for chest congestion due to colds, bronchitis, or pleurisy.

ENEMAS—This old-fashioned home treatment has proven to be a great help to many people over the years. Waste matter is primarily eliminated from the body through the bowel, bladder, skin, and lungs. A person who is sick has more wastes than normal to expel, and an Enema or colonic is very helpful in eliminating them.

Here are two sample water treatments. They are quoted from the author's book, *The Water Therapy Manual* (see [order sheet](#)).

COLD COMPRESS

WHAT IT IS—A Cold Compress is a local application of cold given by means of a cloth wrung out of cold water. Either hand towels or cotton cloths may be used.

HOW IT CAN HELP YOU—The Cold Compress is very helpful in cases of fever, pain due to edema or trauma (such as sprains). And they are used for congestion in the sinuses and for congestive headaches (for both of these, use a Cold Compress along with a Hot Foot Bath). In addition, they are helpful for tachycardia (heartbeat over a 100 per minute).

HOW TO APPLY IT—

1—Use Turkish towels to protect the bedding, as well as his clothing, from becoming wet.

2—Fold the towels (or cloth) to a desired size, then dip into cold water and wring them out—but only enough to prevent dripping. (Better: Take the wet cloths off a block of ice and quickly apply them. In this way the compresses will be far colder.)

3—*Lay them on the afflicted part.*

4—*Change the compress for a fresh cold one every 1-5 minutes. A set of two compresses will be needed so they can be continually alternated. If this is not done, the compress quickly warms up. The thicker the compress, the less often will it have to be changed for a new one.*

5—*Cold compresses can be placed on the head, neck, over the heart or lungs, and to the abdomen, spine, etc. When applied to the head, they need to be pressed down firmly—especially over the forehead and temporal arteries (these arteries are to the right and left of the forehead, just above and to the front of the ears). The compresses can be placed over the abdomen in typhoid fever.*

ADDITIONAL POINTS—Unless the application is quite thick, and always when it is left on too long (over 3-5 minutes), the application changes from a cold compress to a heating compress. And when you are applying a Cold Compress, you do not want it to turn into a Heating Compress!

WHAT IT IS—These are applications of cold cloths, covered with flannel, to a body area. The body reacts and heats up the pack and the result is improved circulation and a better flow of healing blood in and out of the afflicted area.

HEATING THROAT COMPRESS AND DRY THROAT COMPRESS

WHAT IT IS—This is a cold compress that is so covered up that warming soon takes place. The effect produced is that of a mild, prolonged application of moist heat.

HOW IT CAN HELP YOU—Gradually, over several hours, a throat compress can reduce inflammation and bring healing to a body part. A cold, wet cloth is placed about the throat, then covered with dry flannel to prevent air circulation, thus increasing body heat in that area. Mothers will often place a heating compress on a child with a sore throat in the evening and take it off the next morning. The compress should be dry by then.

PROBLEMS IT CAN HELP SOLVE—The Throat Compress is a very common household remedy for sore throat, hoarseness, tonsillitis, pharyngitis, laryngitis, quinsy, and eustachian tube inflammation.

WHAT YOU WILL NEED—2 or 3 thicknesses of ordinary cotton cloth about 3 inches wide and long enough to encircle the neck twice. Two thicknesses of flannel not less than 4 inches wide. Safety pins. Possibly a piece of bandage.

HOW TO APPLY IT—

1—*Prepare your materials for the neck compress. If it is to go on one who is too frail to warm up, then use a Dry Throat Compress, which is prepared in the same manner as the regular Heating Throat Compress, but without first wringing the cold water from it.*

2—*In giving a regular Heating Throat Compress, wring cold water from the cotton cloth, and place it around the neck. This should be about 2-3 thicknesses about the neck.*

3—*Cover it well with the flannel (single or double thickness, depending on the weight of the material). Fit the flannel snugly, but not too tightly that it will be uncomfortable. Pin it securely.*

4—*In tonsillitis, quinsy, and inflammation of the eustachian tube, the compress should extend upward about the lower part of the ear. You may need to hold up this part of the compress (that is by the lower part of the ear) with a bandage that is fastened to it and goes over the top part of the head and back down to it on the other side.*

5—*Remove it the next morning. It should be entirely dry. When first put on, it can be quite wet but should not drip. But the next morning it must be dry.*

6—*As soon as you have removed the compress, rub the neck with a cloth wrung out of cold water.*

ADDITIONAL PRINCIPLES

"In health and in sickness, pure water is one of heaven's choicest blessings. Its proper use promotes health. It is the beverage which God provided to quench the thirst of animals and man. Drunk freely, it helps to supply the necessities of the system, and assists nature to resist disease. The external application of water is one of the easiest and most satisfactory ways of regulating the circulation of the blood. A cold or cool bath is an excellent tonic. Warm baths open the pores, and thus aid in the elimination of impurities. Both warm and neutral baths soothe the nerves and equalize the circulation.

"But many have never learned by experience the beneficial effects of the proper use of water, and they are afraid of it. Water treatments are not appreciated as they should be, and to apply them skillfully requires work that many are unwilling to perform. But none should feel excused for ignorance or indifference on this subject. There are many ways in which water can be applied to relieve pain and check disease. All should become intelligent in its use in simple home treatments. Mothers, especially, should know how to care for their families in both health and sickness."—*Ministry of Healing, p. 237.*

"Taken with meals, water diminishes the flow of the salivary glands; and the colder the

water, the greater the injury to the stomach. Ice water or iced lemonade, drunk with meals, will arrest digestion until the system has imparted sufficient warmth to the stomach to enable it to take up its work again."—*Review, July 29, 1884.*

"Food should not be washed down; no drink is needed with meals. Eat slowly, and allow the saliva to mingle with the food. The more liquid there is taken into the stomach with the meals, the more difficult it is for the food to digest; for the liquid must be first absorbed . . . Hot drinks are debilitating; and besides, those who indulge in their use become slaves to the habit . . . Do not eat largely of salt; give up bottled pickles; keep fiery spiced food out of your stomach; eat fruit with your meals, and the irritation which calls for so much drink will cease to exist. But if anything is needed to quench thirst, pure water, drunk some little time before or after a meal, is all that nature requires . . . Water is the best liquid possible to cleanse the tissues."—*Review, July 29, 1884.*

"I am advising the people wherever I go to give up liquid food as much as possible."—*Unpublished Testimonies, October 29, 1894.*

"Twice a week . . . take a general bath, as cool as will be agreeable, a little cooler every time, until the skin is toned up."—*1 Testimonies, p. 702.*

"Bathe frequently in pure soft water, followed by gentle rubbing."—*Healthful Living, p. 192.*

"Upon rising in the morning, most persons would be benefited by taking a sponge bath, or, if more agreeable, a hand bath, with merely a wash bowl of water; this will remove impurities from the skin."—*Healthful Living, p. 192.*

"Frequent bathing is very beneficial, especially at night just before retiring, or upon rising in the morning."—*Healthful Living, p. 192.*

"Bathing frees the skin from the accumulation of impurities which are constantly collecting, and keeps the skin moist and supple, thereby increasing and equalizing the circulation."—*Healthful Living, p. 789.*

"See that the children have a daily bath, followed by friction till their bodies are aglow."—*Counsels on Health, p. 103.*

"Persons in health should on no account neglect bathing. They should by all means bathe as often as twice a week. Those who are not in health have impurities in the blood, and the skin is not in a healthy condition. The multitude of pores, or little mouths, through which the body breathes, become clogged and filled with waste matter. The skin needs to be carefully and thoroughly cleansed, that the pores may do their work in freeing the body

from impurities; therefore feeble persons who are diseased surely need the advantages and blessings of bathing as often as twice a week, and frequently even more than this is positively necessary. Whether a person is sick or well, respiration is more free and easy if bathing is practiced. By it, the muscles become more flexible, the mind and body are alike invigorated, the intellect is made brighter, and every faculty becomes livelier. The bath is a soother of the nerves. It promotes general perspiration, quickens the circulation, overcomes obstructions in the system, and acts beneficially on the kidneys and urinary organs. Bathing helps the bowels, stomach, and liver, giving energy and new life to each. It also promotes digestion, and instead of the system being weakened it is strengthened. Instead of increasing the liability to cold, a bath, properly taken, fortifies against cold because the circulation is improved, and the uterine organs, which are more or less congested, are relieved; for the blood is brought to the surface, and a more easy and regular flow of the blood through all the blood vessels is obtained."—3 *Testimonies*, pp. 70-71.

"Upon rising in the morning, most persons would be benefited by taking a sponge bath, or, if more agreeable, a hand bath, with merely a wash bowl of water. This will remove impurities from the skin."—2 *Selected messages*, p. 463.

"If the garments worn are not frequently cleansed from impurities, the pores of the skin absorb again the waste matter thrown off. The impurities of the body, if not allowed to escape, are taken back into the blood and forced upon the internal organs. Nature, to relieve herself of poisonous impurities, makes an effort to free the system, which effort produces fevers and what is termed disease."—*Healthful Living*, p. 206.

"Nature, to relieve herself of poisonous impurities, makes an effort to free the system, which effort produces the fevers and what is termed disease. But even then, if those who are afflicted would assist nature in her efforts by the use of pure, soft water, much suffering would be prevented."—*Healthful Living*, p. 228.

"Why need anyone be ignorant of God's remedies—hot water fomentations and cold and hot compresses. It is important to become familiar with the benefit of dieting in the case of sickness."—2 *Selected Messages*, p. 290.

"Water can be used in many ways to relieve suffering. Drafts of clear, hot water taken before eating (half a quart, more or less), will never do any harm, but will rather be productive of good. A cup of tea made from catnip herb will quiet the nerves. Hop tea will induce sleep. Hop poultices over the stomach will relieve pain. If the eyes are weak, if there is pain in the eyes, or inflammation, soft flannel cloths wet in hot water and salt, will bring relief quickly. When the head is congested, if the feet and limbs are put in a bath with a little mustard, relief will be obtained. There are many more simple remedies which will do much to restore healthful action to the body. All these simple preparations the

Lord expects us to use for ourselves."—*2 Selected Messages, p. 297.*

"Keep the patient free from excitement, and every influence calculated to depress. Her attendants should be cheerful and hopeful. She should have a simple diet, and should be allowed plenty of pure soft water to drink. Bathe frequently in pure soft water followed by gentle rubbing. Let the light, and air, be freely admitted into her room. She must have quiet, and undisturbed rest."—*2 Selected Messages, p. 446.*

"The impurities of the body, if not allowed to escape are taken back into the blood, and forced upon the internal organs. Nature, to relieve herself of poisonous impurities, makes an effort to free the system, which effort produces fevers, and what is termed disease. But even then, if those who are afflicted would assist nature in her efforts, by the use of pure, soft water, much suffering would be prevented. But many, instead of doing this, and seeking to remove the poisonous matter from the system, take a more deadly poison into the system, to remove a poison already there."—*2 Selected Messages, p. 460.*

SPIRITUAL LESSONS

Not only our bodies need washing, our souls need it as well. We are to be washed by the Word, as we daily study in the Bible. It brings cleansing and strength. "He sent His Word and healed them, and delivered them from their destructions." (Psalm 107:20). "Let the Word of Christ dwell in you richly in all wisdom." (Colossians 3:16).

"Whereby are given unto us exceeding great and precious promises: that by these ye might be partakers of the divine nature, having escaped the corruption that is in the world through lust." (2 Peter 1:4).

There is cleansing power in studying Scripture. By doing it daily, we receive an ongoing washing through the Word. "Wherewithal shall a young man cleanse his way? by taking heed thereto according to Thy Word." (Psalm 119:9). "Now are ye clean through the word which I have spoken unto you." (John 15:3).

This occurs as we pray for help, learn anew His Word,—and bring it into our souls by living it out in our lives each day. "Thy Word have I hid in mine heart, that I might not sin against Thee." (Psalm 119:11). "By the words of Thy lips, I have kept me from the paths of the destroyer." (Psalm 17:4).

While Jesus was here on earth, He also gave us another example—if we would follow in His steps:

"Then cometh Jesus from Galilee to Jordan unto John, to be baptized of him." (Matthew 3:13). He was baptized by John the Baptist, not because He had sinned, but as an example to us. The Father was pleased with what He had done (Matthew 3:17).

Then Jesus later commanded His disciples to baptize converts from all nations. "Go ye therefore, and teach all nations, baptizing them in the name of the Father, and of the Son, and of the Holy Ghost." (Matthew 28:19).

This is a command of Jesus which we are to follow, after learning God's special truths in Scripture and dedicating our lives to Him.

"Verily, verily, I say unto thee, Except a man be born of water and of the Spirit, he cannot enter into the kingdom of God." (John 3:5).

John was baptized at Aenon, "because there was much water there" (John 3:23). Jesus, our example, "went up straightway out of the water" (Matthew 3:16). It is obvious that this was baptism by immersion, not merely sprinkling. Had John used sprinkling, one pail of water would have sufficed for a great host of people. Philip and the eunuch also went into, and came out of, the water (Acts 8:36-39). Philip had immersed the man in a pool of water by the side of the road.

The very word, "baptize" comes from the Greek word, "baptizo," which means "dip under," "immerse," or "plunge under." The meaning is definitely not "sprinkle" or "pour."

It is clear, from the Bible, that baptism represents a complete death to the old way of life, a burial with Christ, and a rising with Him out of death into a new life. The "old man of sin" is dead and, rising, we become a "new creature" in Christ. This is the meaning of baptism—which obviously must be by immersion. Read this carefully:

"Know ye not, that so many of us as were baptized into Jesus Christ were baptized into His death? Therefore we are buried with Him by baptism into death: that like as Christ was raised up from the dead by the glory of the Father, even so we also should walk in newness of life.

"For if we have been planted together in the likeness of His death, we shall be also in the likeness of His resurrection: knowing this, that our old man is crucified with Him, that the body of sin might be destroyed, that henceforth we should not serve sin." (Romans 6:3-6).

"By which also ye are saved, if ye keep in memory what I preached unto you . . . how that Christ died for our sins according to the Scriptures; and that He was buried, and that He rose again the third day according to the Scriptures." (1 Corinthians 15:2-4).

"Buried with Him in baptism, wherein also ye are risen with Him through the faith of the operation of God, who hath raised Him from the dead." (Colossians 2:12).

Before baptism, the candidate must be carefully taught (Matthew 28:19-20); he must believe (Mark 16:16); he must repent of his sins (Acts 2:38); he must be willing to die to sin (Romans 6:3, 11-13); He

must be ready to live for God (Romans 6:11, 13).

In addition to baptism, there is another water service that we are to perform: the ordinance of foot washing, in connection with the Lord's Supper. God's plan is for us to keep, in memory, Christ's death and resurrection, and our baptism into it.

Some think that Sunday must be kept holy in commemoration of Christ's resurrection. but, according to Scripture (1 Corinthians 15:2-4, quoted above), the ordinance which commemorates Christ's resurrection is Baptism. In addition to baptism, the Lord's Supper commemorates Christ's death.

"The Lord Jesus the same night in which He was betrayed took bread: and when He had given thanks, He brake it, and said, Take, eat: this is My body, which is broken for you: this do in remembrance of Me." (1 Corinthians 11:23-24).

"For as often as ye eat this bread, and drink this cup, ye do shew the Lord's death till He come." (1 Corinthians 11:26).

"If we walk in the light, as He is in the light, we have fellowship one with another, and the blood of Jesus Christ His Son cleanseth us from all sin." (1 John 1:7). "And truly our fellowship is with the Father, and with His Son Jesus Christ." (1 John 1:3).



Section O

Principles of Health

Part 4h

Eighth Law of Health - Trust in God

YOUR TRUST IN GOD

Individually, you and I need the ministry of God's healing power in our own lives. Oh, how great is our need! Yet, thankfully, it is available.

In this concluding chapter I want to tell you about this healing ministry that God has for you. For it is available to you as you come to Jesus, and become His trustful follower, obedient to His Written Word.

Here are the answers that you are looking for, summarized from a special book, *The Ministry of Healing* (see order sheet).

Our story starts with Jesus. He came to this world at His first advent, to reveal to us the love of God and not only to show us His care for us, but also how we, in His strength, should care for one another.

His work is to give us forgiveness of sin, overcoming power, health, peace, and perfection of character.

Varied were the circumstances and needs of those who besought His aid, and none who came to Him went away unhelped. This help—this healing—is for us today. Wherever there are hearts ready to receive His words—the words of Scripture,—He will bring them the comfort of His own presence, the assurance of their heavenly Father's love.

In all things He brought His wishes into strict alignment with the purpose for His life. He glorified His life by making everything in it subordinate to the will of His Father. His life was one of constant self-sacrifice. He spent His days ministering to the needy and teaching those who desired to learn how to become part of His kingdom. Always patient and cheerful, much of His time was given to minister to the sick and infirm. Yet He made each work of healing an opportunity to implant divine principles of truth in mind and soul. For it was His plan to help men and women physically, so that He could then minister

to them spiritually.

At every opportunity He presented the Word—the holy Scriptures—to the people. Never was there such an evangelist as Christ. He was the Majesty of heaven, but He humbled Himself to take our nature, that He might meet men where they were.

He spoke to each one in such kindly, sympathetic, simple words that those words could not fail to be understood. He presented the truth in such a way that it was ever afterward intertwined with their most hallowed memories. His instruction was so direct, His illustrations so appropriate, His words so sympathetic and encouraging,—that His hearers could sense the completeness of His identification with their interests and happiness. What a busy life He led, as He went from home to home ministering to the needy and downcast. Gracious, tenderhearted, pitiful, He went about lifting up the bowed-down and comforting the sorrowful. Wherever He went, He brought blessing and better living.

Jesus sought to reach the poor; He sought also to reach the rich, for they needed His help just as badly. Just now He is seeking to reach you and me and help us in our special needs.

Christ came to this world to show that, by receiving power from on high, one can live an unsullied life. With unwearying patience and sympathetic helpfulness, He met men in their necessities. It mattered not to Him what might be their rank or status in life, for He was not a policy man. That which appealed to His heart was a soul thirsting for the water of life.

"He passed by no human being as worthless, but sought to apply the healing remedy to every soul. In whatever company He found Himself, He presented a lesson appropriate to the time and the circumstances. Every neglect or insult shown by men to their fellow men, only made Him more conscious of their need of His divine-human sympathy.

"He sought to inspire with hope the roughest and most unpromising, setting before them the assurance that they might become blameless and harmless, attaining such a character as would make them manifest as the children of God.

"Often He met those who had drifted under Satan's control, and who had no power to break from his snare. To such a one, discouraged, sick, tempted, fallen, Jesus would speak words of tenderest pity, words that were needed and could be understood. Others He met were fighting a hand-to-hand battle with the adversary of souls. These He encouraged to persevere, assuring them that they would win; for angels of God were on their side, and would give them the victory."—*The Ministry of Healing*, pp. 25-26.

His sympathy, social kindness, and concern for their best good,—made men and women long to become worthy of His confidence. Upon their thirsty hearts His words fell with blessed, life-giving power. New impulses were awakened and, though they might be outcasts of society, there opened before them the possibility of a new life.

The same Jesus is calling you to His side today. Whatever your past may have been, regardless of your weakness,—He wants to forgive your past, transform your weakness by His grace, through obedience to His Written Word, the Holy Scriptures.

Christ neglects no one. Wherever there are hearts open to receive the truth, Christ is ready to instruct them. He reveals to them the Father, and the service acceptable to Him.

Christ was hid in God, and God was revealed in the character of His Son. The evidence of His divinity was seen in His ministry to the needs of suffering humanity. Not by pomp and the overthrowing of kingdoms was Christ to establish His kingdom, but by speaking to the hearts of men by a life of mercy and self-sacrifice. His healing ministry is for you today, that His life might be yours. His objective is that your soul shall be imbued with the principles of heaven; so that then, as you come in contact with others, you will be enabled to impart of Heaven's light to them. Your consistent faithfulness to God and His Word will be a special means of revealing that light.

"Human effort will be efficient in the work of God just according to the consecrated devotion of the worker,—by revealing the power of the grace of Christ to transform the life. We are to be distinguished from the world because God has placed His seal upon us, because He manifests in us His own character of love. Our Redeemer covers us with His righteousness."—*The Ministry of Healing*, p. 37.

If you are a mother, the Master desires to help you in your work to raise your children for God. Come to Him, and tell Him of your needs, and He will impart strength and blessing, just as He did to the mothers who, so long ago, brought their little ones to Him for a blessing. Come to Him for help that you may be empowered to better take up your daily duties again. Instruct your children in the Word of God, and in after years the memory of the words of Scripture will keep many from straying from the pathway to heaven.

But do not let your un-Christlikeness hinder the little ones from coming to Jesus. Plead with God, alone in prayer, for grace and help in time of need, that you may provide them the example of right living that they desire to see in you.

"We should neglect nothing that would serve to benefit a human being. Let everything be gathered up that will relieve the necessities of earth's hungry ones . . . By every word of God we are to live. Nothing that God has spoken is to be lost. Not one word that concerns our eternal salvation are we to neglect . . . The miracle of the loaves teaches dependence upon God. When Christ fed the five thousand, the food was not nigh at hand . . . The providence of God had placed Jesus where He was, and He depended on His heavenly Father for means to relieve the necessity. When we are brought into strait places, we are to depend on God. In every emergency we are to seek help from Him who has infinite resources at His command."—*The Ministry of Healing*, pp. 48-49.

The Saviour's life on earth was a life of communion with nature and with God. In this communion He revealed for us the secret of a life of power. In study of the Inspired Word, earnest prayer, and careful obedience, the soul is ennobled and enabled to fulfill its mission in life.

All day Christ ministered to the people, but in the evening or at dawn He spent hours in prayer to His heavenly Father. Returning from the time spent in prayer, a look of peace, freshness, and power seemed to pervade His whole being. From hours spent alone with God, He came forth morning by morning, to bring the light of heaven to men. And as He opened to men the treasures of truth, they were vitalized by divine power and inspired by hope and courage. Out of the depths of His pure, compassionate heart, the good Shepherd had only love and pity for these restless, thirsting souls.

Take time as Jesus did to be alone with God, that you also may be strengthened in your own battles with temptation, enabled to live a godly life, and minister to the needs of those around you.

"All who are under the training of God need the quiet hour for communion with their own hearts, with nature, and with God. In them is to be revealed a life that is not in harmony with the world, its customs, or its practices; and they need to have a personal experience in obtaining a knowledge of the will of God.

"We must individually hear Him speaking to the heart. When every other voice is hushed, and in quietness we wait before Him, the silence of the soul makes more distinct the voice of God. He bids us, 'Be still, and know that I am God.' (*Psalms 46:10*).

"This is the effectual preparation for all labor for God. Amidst the hurrying throng, and the strain of life's intense activities, he who is thus refreshed, will be surrounded with an atmosphere of light and peace. He will receive a new endowment of both physical and mental strength. His life will breathe out a fragrance, and will reveal a divine power that will reach men's hearts."—*The Ministry of Healing*, p. 58.

"If I may but touch His garment, I shall be whole" (Matthew 9:21), said the woman, and by her persistent faith she was healed. Christ realized her great need, and He was helping her to exercise faith. As He passed, she reached forward and succeeded in barely touching the border of His garment. That moment she knew she was healed. It is through contact with Christ that we are strengthened and helped. To believe in Christ merely as the Saviour of the world can never bring healing to the soul. The faith that is unto salvation is not a mere assenting to the truth of the gospel. True faith means that we receive Christ as our personal Saviour from sin.

"Many hold faith as an opinion. Saving faith is a transaction, by which those who receive Christ join themselves in covenant relation with God. A living faith means an increase of vigor, a confiding trust, by which, through the grace of Christ, the soul becomes a conquering power."—*The Ministry of Healing*, p. 62.

There is help for those with evil habits that grip them. That help is to be found in Christ. He can break the chains, transform the mind, and remake us into the image of God. Turn the eye not to the dark cave of despair,—but upward to Christ. Fix the eye upon Jesus, and the glory of His unchanging power will do for you that which you could never do for yourself. The centurion came to Christ for help, not fearing to ask Him for help. Not to his own goodness did he trust, but to the Saviour's mercy. His only argument was his great need. So it is with us. In the same way we may come to Him.

"Remember that Christ came into the world to save sinners. We have nothing to recommend us to God; the plea that we may urge now and ever is our utterly helpless condition which makes His redeeming power a necessity. Renouncing all self-dependence, we may look to the cross of Calvary and say: *'In my hand no price I bring; simply to Thy cross I cling.'*

"`If thou canst believe, all things are possible to him that believeth.' (Mark 9:23). It is faith that connects us with heaven, and brings us strength for coping with the powers of darkness. In Christ, God has provided means for subduing every evil trait, and resisting every temptation, however strong."—*The Ministry of Healing, pp. 65-66.*

But so many feel that they must first make themselves "right" before they can come to Christ. Yet only Jesus can forgive our past and give us strength to overcome in the future. Coming to Him we receive this help; staying with Him continues this help. Look not to self, but to Christ. In your helplessness, cast yourself upon Him. He will receive you and never, except by your own choice, let you go. As you come, believe that He accepts you—simply because He has promised. You can never perish while you do this, never!

When we pray for earthly blessings, the answer to our prayer may be delayed, or God may give us something other than we ask; but not so when we ask for deliverance from sin. Thank God that that is so. It is His will to cleanse us from sin, to make us His children, and to enable us to live a holy life.

Looking upon the distressed and heart-burdened, those whose hopes have been blighted, Jesus calls them to Himself. He sees their wasted years of seeking to quiet the longings of the soul by the trinkets and tinsel of worldliness and sin,—and He invites them to come unto Him for the peace of heart that they so much want, genuine peace of heart that they can find nowhere else.

He is speaking to you just now: "Take My yoke upon you, and learn of Me; for I am meek and lowly in heart: and ye shall find rest unto your souls." (Matthew 11:29). All are weary and heavy laden with the cares of life. Come, He bids you; come. Only Christ can remove the burdens. And the heaviest load that we bear is the burden of sin.

He knows all the weaknesses of humanity, all of our wants, all of our temptations.

"He is watching over you, trembling child of God. Are you tempted? He will deliver. Are

you weak? He will strengthen. Are you ignorant? He will enlighten. Are you wounded? He will heal. The Lord `telleteth the number of the stars;' and yet `He healeth the broken in heart, and bindeth up their wounds.'" (*Psalm 147: 3, 4*).

"Whatever your anxieties and trials, spread out your case before the Lord. Your spirit will be braced for endurance. The way will be open for you to disentangle yourself from embarrassment and difficulty. The weaker and more helpless you know yourself to be, the stronger will you become in His strength. The heavier your burdens, the more blessed the rest in casting them upon your Burden bearer.

"Circumstances may separate friends; the restless waters of the wide sea may roll between us and them. But no circumstances, no distance, can separate us from the Saviour. Wherever we may be, He is at our right hand, to support, maintain, uphold, and cheer. Greater than the love of a mother for her child is Christ's love, for His redeemed. It is our privilege to rest in His love, to say, `I will trust Him; for He gave His life for me.'"—*The Ministry of Healing*, pp. 71-72.

As with those that He healed while on earth, Christ watches the first glimmer of faith grow stronger as we are aroused to seek Him. It is Jesus who is convicting your heart, and drawing you to Himself right now. If it were not for the inexpressible love of God and the drawing of His Holy Spirit, none of us could come to Him. Our problems, our sicknesses, are often the result of our own habits. Yet He does not turn us away. He bids us come that He may solve our problems in His own unique way. The solutions may not come in exactly the manner we expected. Sometimes instead of removing the problem, He gives us strength to live with it. In Him we have victory and peace, whatever the circumstances of life around us.

Do not wait to feel that you are made whole. Believe the Saviour's word. Put your will on the side of Christ. Will to serve Him, and in acting upon His word you will receive strength to obey His Moral Ten Commandment Law. Whatever may be the evil practice, the master passion which may bind both soul and body, Christ is able to deliver.

"When temptations assail you, when care and perplexity surround you, when, depressed and discouraged, you are ready to yield to despair, look to Jesus, and the darkness that encompasses you will be dispelled by the bright shining of His presence.

"When sin struggles for the mastery in your soul, and burdens the conscience, look to the Saviour. His grace is sufficient to subdue sin.

"Let your grateful heart, trembling with uncertainty, turn to Him. Lay hold on the hope set before you. Christ waits to adopt you into His family. His strength will help your weakness; He will lead you step by step. Place your hand in His, and let Him guide you.

"Never feel that Christ is far away. He is always near. His loving presence surrounds you. Seek Him as One who desires to be found of you. He desires you not only to touch His garments, but to walk with Him in constant communion."—*The Ministry of Healing*, p. 85.

The soul that turns to Him for refuge, Christ lifts above the accusing and strife of tongues. No man or evil angel can impeach that soul. Christ will unite you to His own divine-human nature, and by faith you will stand beside your Saviour in heavenly places, in the light proceeding from the throne of God.

As a result of the sacrifice of Christ on Calvary, we are henceforth to look on Satan as a conquered foe. Clinging to Christ we are safe, moment by moment.

And now, having found the ark of safety yourself, live now to show others the pathway to it.

"The two restored demoniacs were the first missionaries whom Christ sent to teach the gospel in the region of Decapolis. For a short time only, these men had listened to His words. Not one sermon from His lips had ever fallen upon their ears. They could not instruct the people as the disciples who had been daily with Christ were able to do.

"But they could tell what they knew; what they themselves had seen, and heard, and felt of the Saviour's power. This is what everyone can do whose heart has been touched by the grace of God. This is the witness for which our Lord calls, and for want of which the world is perishing."—*The Ministry of Healing*, p. 99.

Christ sends the very ones who have been freed from Satan's prison camp—to tell the prisoners who remain behind of the good news. Our confession of what Christ has done for us is Heaven's chosen plan for revealing Him to the world. And everyone has his own unique way of telling that message. Begin sharing it now, for others are waiting to hear it. And as you do so, your own experience will deepen.

"Every true disciple is born into the kingdom of God as a missionary. No sooner does he come to know the Saviour than he desires to make others acquainted with Him. The saving and sanctifying truth can not be shut up in his heart. He who drinks of the water of life becomes a fountain of life. The receiver becomes a giver . . . In doing this work a greater blessing is received than if we work merely to benefit ourselves. It is in working to spread the good news of salvation that we are brought near to the Saviour."—*The Ministry of Healing*, pp. 102-103.

In sympathy and compassion we are to minister to those in need of help, seeking with unselfish earnestness to lighten the woes of suffering humanity. We are not to think ourselves detached from the perishing world around us. They are part of the web of humanity; a web that we ourselves are part of.

Millions of human beings, in sickness and ignorance and sin, have never so much as heard of Christ's

love for them. Were our condition and theirs to be reversed, what would we desire them to do for us? As far as lies in our power, we must help them. Whatever our talents or abilities, we are, by those abilities, in debt to all less fortunate than ourselves. Our strength must be used to help them in their weakness.

"Jesus did not consider heaven a place to be desired while we were lost. He left the heavenly courts for a life of reproach and insult, and a death of shame. He who was rich in heaven's priceless treasure became poor, that through His poverty we might be rich. We are to follow in the path that He trod."—*The Ministry of Healing*, p. 105.

The strongest evidence of man's fall from a higher state is the fact that it costs so much to return. The pathway of this return can be trod only by hard fighting, inch by inch, hour by hour. One hasty, unguarded act can bring us deep trouble. We dare not act from impulse. Beset with temptations without number, we must resist in the strength of Christ. Live by principle and obedience to the Word of God.

"The life of the apostle Paul was a constant conflict with self. He said, 'I die daily' . . . His will and his desires every day conflicted with duty and the will of God. Instead of following inclination, he did God's will, however crucifying to his nature."—*The Ministry of Healing*, pp. 452-453.

It is only by unceasing endeavor that we can maintain the victory over the temptations of Satan. But God will give the strength for this as you cry to Him for help, determining that you will not leave His side.

Only by overcoming as Christ overcame shall we win the crown of life. But we must realize our great need of His help in order to receive it. It is only as we see our utter helplessness and renounce all self-trust, that we can lay hold on divine power.

"It is not only at the beginning of the Christian life that this renunciation of self is to be made. At every advance step heavenward it is to be renewed. All our good works are dependent on a power outside of ourselves; therefore there needs to be a continual reaching out of the heart after God, a constant, earnest confession of sin and humbling of the soul before Him. Perils surround us; and we are safe only as we feel our weakness and cling with the grasp of faith to our mighty Deliverer."—*The Ministry of Healing*, pp. 455-456.

It is faith in Christ and the study of the Inspired Word of God that can bring us this power. The entire Bible is a revelation of what God is like. Within its pages we find the needed strength, and the key to unlock it is earnest, humble, dependent, obedient trust in God. It is obedience that makes the difference.

"The truths of the Bible, received, will uplift mind and soul. If the Word of God were appreciated as it should be, both young and old would possess an inward rectitude, a strength of principle, that would enable them to resist temptation."—*The Ministry of Healing*, p. 459.

Apart from the Sacred Scriptures, man's greatest philosophies are only conjectures. It is not men's writings, but the Bible that you need. Let the life, ministry, and death of Christ become your study. And teach Bible principles to your children as well.

"The knowledge of God as revealed in His Word is the knowledge to be given to our children. From the earliest dawn of reason they should be made familiar with the name and life of Jesus. Their first lessons should teach them that God is their Father. Their first training should be that of loving obedience. Reverently and tenderly let the Word of God be read and repeated to them, in portions suited to their comprehension and adapted to awaken their interest. And, above all, let them learn of His love revealed in Christ, and its great lesson: 'If God so loved us, we ought also to love one another.' (1 John 4:11)."—*The Ministry of Healing, p. 460.*

Such a humble, prayerful study of the Word of God can bring the character-changing power of the Holy Spirit into your life. You come to know God by an experimental knowledge, and prove, for yourself, the reality of His Word and the truth of His Scriptures. You are tasting and seeing that the Lord is good. You are setting your seal to the fact that God is true. (Psalm 34:8; John 3:33). This may be your experience:

"He can bear witness to that which he himself has seen and heard and felt of the power of Christ. He can testify:

" 'I needed help, and I found it in Jesus. Every want was supplied, the hunger of my soul was satisfied; the Bible is to me the revelation of Christ. I believe in Jesus because He is to me a divine Saviour. I believe the Bible because I have found it to be the voice of God to my soul.' "—*The Ministry of Healing, p. 461.*

It is our privilege to reach higher and still higher, for clearer revelations of the character of God. In His light we shall see light, until mind and heart and soul are transformed into the image of His holiness. As we walk in the path of humble obedience, fulfilling His purpose, we will learn more and more of the deep things of His Word.

Take the Bible as your guide, and stand firm for principle,—and you may attain the highest level of usefulness as a servant of the living God. And this is what you want for your life now? As you dwell upon His goodness, His mercy, and His love, clearer and still clearer will be your perceptions of truth. The soul dwelling in the pure atmosphere of holy thought is transformed by such continuous contact with God through the study of His word. Self is lost sight of, and we become more and more like the One whom we have come so much to love.

"The relation that exists between the mind and the body is very intimate. When one is affected, the other sympathizes. The condition of the mind affects the health to a far

greater degree than many realize. Many of the diseases from which men suffer are the result of mental depression. Grief, anxiety, discontent, remorse, guilt, distrust, all tend to break down the life forces and to invite decay and death.

"Disease is sometimes produced, and is often greatly aggravated, by the imagination . . . Many imagine that every slight exposure will cause illness, and the evil effect is produced because it is expected."—*The Ministry of Healing*, p. 241.

"Courage, hope, faith, sympathy, love, promote health and prolong life. A contented mind, a cheerful spirit, is health to the body and strength to the soul. `A merry [rejoicing] heart doeth good like a medicine.' "—*The Ministry of Healing*, p. 241.

"There is, however, a form of mind-cure that is one of the most effective agencies for evil. Through this so-called science, one mind is brought under the control of another, so that the individuality of the weaker is merged in that of the stronger mind. One person acts out the will of another. Thus is claimed that the tenor of the thought may be changed, that health-giving impulses may be imparted."—*The Ministry of Healing*, p. 242.

"Instead of teaching the sick to depend upon human beings for the cure of soul and body, . . . direct them to the One who can save to the uttermost all who come unto Him. He who made man's mind knows what the mind needs. God alone is the One who can heal."—*The Ministry of Healing*, p. 243.

"Sympathy and tact will often prove a greater benefit to the sick than will the most skillful treatment given in a cold, indifferent way."—*The Ministry of Healing*, p. 244.

"The power of the will is not valued as it should be. Let the will be kept awake and rightly directed, and it will impart energy to the whole being, and will be a wonderful aid in the maintenance of health. It is a power also in dealing with disease. Exercised in the right direction, it would control the imagination, and be a potent means of resisting and overcoming disease of both mind and body."—*The Ministry of Healing*, p. 246.

"Nothing tends more to promote health of body and of soul than does a spirit of gratitude and praise. It is a positive duty to resist melancholy, discontented thoughts and feelings,—as much a duty as it is to pray."—*The Ministry of Healing*, p. 251.

"Abiding peace, true rest of spirit, has but one Source. It was of this that Christ spoke when He said, `Come unto Me, all ye that labor and are heavy laden, and I will give you rest.' (Matthew 11:28). `Peace I leave with you, My peace I give unto you: not as the world giveth, give I unto you.' (John 14:27). This peace is not something that He gives apart from Himself. It is in Christ, and we can receive it only by receiving Him . . . When the sunlight of God's love illuminates the darkened chambers of the soul, restless

weariness and dissatisfaction will cease, and satisfying joys will give vigor to the mind, and health and energy to the body."—*The Ministry of Healing*, p. 247.

SPIRITUAL LESSONS

There are crises in every life. These draw us closer to God, as we plead with Him for strength, help, and guidance.

At such times, how very important it is that we learn the deep meaning of faith, prayer, and trust in God.

Here is a brief Bible study to conclude this article:

HOW MAY WE IDENTIFY GOD'S REMNANT CHURCH? (Revelation 14:6-12).

1. It will preach a worldwide Judgment-hour message. (Revelation 14:6-7).

Heaven's great investigative judgment began in 1844, and at that time God had a people ready to preach that message. Their burden was to reach the whole world, and that work is going forward with lightning speed. This message is being proclaimed in more than seven hundred languages and dialects, and is being printed in more than two hundred languages.

2. It will deliver the message of mystic Babylon's fall. (Revelation 14:8).

3. It will give the warning against the beast's Image and mark. (Revelation 14:9-10).

This unwavering warning has been given from the rise of this movement. Religionists offer first one, then another, explanation of the mark of the beast. But God's remnant people bear the same consistent message through the years.

It is too late now for a people to rise up to begin the preaching of these three angels' messages. When the time came, in 1844, the people of prophecy arose, bearing the messages of warning.

4. It urges the worship of the Creator above the beast or Image. (Revelation 14:7).

God foreknew the peculiar times to which His people would come. Not only would the Sabbath sign of the Creator have been set aside centuries before, but in these closing days the theory of evolution was to become widespread, denying Creation as a series of specific acts of God in six days' time. The observance of the Seventh-day Sabbath is therefore, in a special sense, the sign of those who believe in, serve, and worship, the Creator.

5. It keeps the commandments of God. (Revelation 14:12).

The only way the keeping of God's commandments could help to identify God's people would be for the world and religion, in general, to be living contrary to His commandments. Any particular commandment on which there would be a decided difference would tend to mark them as commandment-keeping people. So, in answer to prophecy, such a people arose in 1844 and 1845 keeping all God's Ten Commandments, including the Sabbath commandment (designating the Seventh day).

6. It keeps and exalts the faith of Jesus. (Revelation 14:12).

God knew that modernism would sweep through Christendom. When men deny Creation, they naturally deny the Fall of man, and so the law of God is also set aside. If man was not created and had no Fall, he would need no atoning blood of Jesus. God's message today is calling men to recognize Creation, the law of God, the Sabbath, and the cross of Christ. God's remnant people proclaim these great doctrines, and cling by faith to Christ the Creator, Christ the Lawgiver, and Christ the Redeemer of Calvary.

7. It believes and holds to the Spirit of Prophecy.

"The dragon was wroth with the woman, and went to make war with the remnant of her seed, which keep the commandments of God, and have the testimony of Jesus."—*Revelation 12:17*.

"The testimony of Jesus is the Spirit of prophecy."—*Revelation 19:10*.

This church is a church of fulfilling prophecy and believing in God's special direction of His church through a latter-day manifestation of the gift of prophecy and the writings of the Spirit of Prophecy. This is a special feature of this movement.

8. It will endure reproach, scorn, and persecution. (Revelation 12:11).

He who keeps God's commandments will meet ridicule at times, and Satan will make war with him; but a new book of Acts is being written as angels record the faithfulness of God's people as they endure whatever comes to them anywhere in the world. A great test awaits them, but also a great reward.

9. It heeds God's voice to come out of Babylon.

"I saw another angel come down from heaven, having great power; and the earth was lightened with His glory. And he cried mightily with a strong voice, saying Babylon the great is fallen, is fallen, and is become the habitation of devils . . . And I heard another

Voice from heaven, saying, Come out of her, My people, that ye be not partakers of her sins and that ye receive not of her plagues."—*Revelation 18:1, 2, 4.*

Out of confusion, false doctrines, and worldliness, God is calling His people. Thousands of them are coming from every part of the world. They come because God is calling them, and His "sheep hear His voice." They separate from the ways of the world (1 John 2:15-17), lay aside its pride and vanity (1 Timothy 2:9-10; 1 Peter 3:3-4), give up its evil ways (2 Corinthians 7:1), and turn to Jesus for salvation. Then, by His grace, they "keep the commandments of God, and the faith of Jesus." (Revelation 14:12). The true church, therefore, as you can see, must come out and be separate.

He keeps "the commandments of God," (2) "the faith of Jesus," and who (3) "have the testimony of Jesus Christ." He observes the Bible Sabbath, the Seventh-day Sabbath.

This is God's true church, according to the prophecies of the Bible, but the majority of His true followers, still in the churches of Babylon, are living according to all the truth they have. Will you yourself not answer the call, "Come out of her, My people," make your own decision, and by your example help to gather others into the fold of Christ?

Oh, my friend, every day we need a daily victory in Christ! Here is more information on how to experience it:

DAILY VICTORY IN CHRIST

Jesus said, "I am the way, the truth, and the life: no man cometh unto the Father, but by Me." (John 14:6). And the apostle John wrote, "He that hath the Son hath life." (1 John 5:12). Paul wrote, "For to me to live is Christ." (Philippians 1:21). "Nevertheless I live; yet not I, but Christ liveth in me." (Galatians 2:20). "I can do all things through Christ which strengtheneth me." (Philippians 4:13).

The active exercise of living faith in Christ is the one great essential to obtaining and maintaining an experience in the Lord that will bring increasing satisfaction in this life and ultimate deliverance from this world when Christ comes. "Without faith it is impossible to please Him." (Hebrews 11:6). "This is the victory that overcometh the world, even our faith." (1 John 5:4). "God hath dealt to every man the measure of faith." (Romans 12:3). Faith is a gift of God to every man—rich and poor, high and low, free and bond, wise and simple. It is man's duty to nourish and exercise this faith. Though it be as small as a grain of mustard seed, it can grow and be used to move mountains of evil and build temples of righteousness.

However, it is not merely faith, but primarily the object of true faith that counts most. Faith in God, in Christ, in the promises of the Holy Scriptures, and in all God's plans and agencies for the accomplishment of His purposes is what we need. It is what we must have if we are to be victorious. Let us now see how faith makes us righteous and holy in God's sight.

HOW MAY A SINNER BECOME RIGHTEOUS?

"Being justified [forgiven and made righteous] by faith, we have peace with God through our Lord Jesus Christ."—*Romans 5:1*.

"Be it known unto you therefore, men and brethren, that through this man is preached unto you the forgiveness of sins: and by Him all that believe are justified from all things, from which ye could not be justified by the law of Moses."—*Acts 13:38-39*.

If you will read the story of the Pharisee and the publican in Luke 18:9-14, you will note that the publican sought forgiveness of sin. "God be merciful to me a sinner," he cried. Jesus adds this comment, "I tell you, this man went down to his house justified." In other words, the "forgiveness" that the publican sought, Jesus called "justification." This includes also the merciful gift of righteousness, which God counts to the credit of the repentant sinner for the simple reason that he has no acceptable righteousness of his own! The great store of righteousness upon which God draws, when imputing (counting) this undeserved credit, is the righteous life of our Lord Jesus Christ.

A man may have been unjust, but by faith he may be counted as just. When an unjust man is thus accounted as a just man, he is "justified." He is forgiven all past sins. God gives him credit as a righteous person (through Christ). Then he has peace. He is counted as though he had never sinned at all.

This justification comes by faith in the blood of a righteous Christ.

"Being justified freely by His grace through the redemption that is in Christ Jesus: whom God hath set forth to be a propitiation through faith in His blood, to declare His righteousness for the remission of sins that are past, through the forbearance of God."—*Romans 3:24-25*.

"If we confess our sins, He is faithful and just to forgive us our sins, and to cleanse us from all unrighteousness."—*1 John 1:9*.

The cleansing from unrighteousness is through the blood of Christ. The sinner is condemned to eternal death for the violation of God's eternal law. The substitute death of another sinner would not atone. No angel of glory could die to save man. Since the divine law is as sacred as God Himself, only one equal with God could make atonement for its transgression.

So Jesus came, lived a sinless life and "died for our sins according to the Scriptures" (1 Corinthians 15:3), and it is He "whom God hath set forth to be a propitiation [satisfaction] through faith in His blood, to declare His righteousness for the remission of sins that are past, through the forbearance of God." (Romans 3:25). Thus do we exercise faith in the blood of a righteous Christ whose righteous life answers for our unrighteous and unjust past. "To declare, I say, at this time, His righteousness: that He

[God] might be just, and the justifier of him which believeth in Jesus." (Romans 3:26).

"Him that cometh to Me I will in no wise cast out."—*John 6:37*.

Any man, who will, may come to Christ. Whosoever will, may come. And no sincere seeker will be turned away.

"Come unto Me, all ye that labour and are heavy laden, and I will give you rest."—*Matthew 11:28*.

At conversion, Christ satisfies the claims of the sacred, unchangeable law by counting His righteousness to the sinner's credit. The gracious gift of forgiveness God offers free. It is ours to exercise faith to the point of taking the gift. "Lay hold on eternal life." (1 Timothy 6:12). This is a definite spiritual action and transaction. We give God our sins and He gives us forgiveness. It is by faith that the just shall live. (Romans 1:17).

"Do we then make void the law through faith?" This is a very good question. Paul answers, "God forbid: yea, we establish the law." (Romans 3:31). We are forgiven that we might from henceforth be obedient children, walking in all the commandments of the Lord blameless. This life of victory begins by faith in Christ's righteousness. It continues by faith in Christ's righteousness. It ends by faith in Christ's righteousness. It is Christ—Christ—Christ—first, last, and always. He alone is the Saviour—in the beginning, through life, and at death. And faith in Him is the connecting link.

WHAT NEW RELATIONSHIP DOES THE CHRISTIAN ENJOY?

Without reservation the follower of Christ will say to Christ, as Thomas did, "My Lord and my God." (John 20:28). Jesus has a perfect right thus to be honored. He said, "Ye call me Master and Lord: and ye say well; for so I am." (John 13:13). As our Lord and Master, Jesus bids us follow Him.

"He saith unto them, Follow Me . . . And they straightway . . . followed Him."—*Matthew 4:19-20*.

"Whosoever he be of you that forsaketh not all that he hath, he cannot be My disciple."—*Luke 14:33*.

Too many hear the good news of escape from hell and of a way to heaven, and "with joy" receive it. They want to escape trial and suffering; they have visions of beautiful mansions on high that they will occupy by and by. But they are not concerned with relating themselves to Christ as followers and disciples. They are not prepared to acknowledge Jesus as "my Lord and my God." Jesus gave up heaven, came down here, and risked eternal loss that we might gain heaven. He who would accept this sacrifice intelligently and wholeheartedly will give up this world in order to follow the Saviour (see Philippians 2:5). This means sacrifice. But think—think of the promise:

"Every one that hath forsaken houses, or brethren, or sisters, or father, or mother, or wife, or children, or lands, for My name's sake, shall receive an hundredfold, and shall inherit everlasting life."— *Matthew 19:29*.

For all that we give up, God will return a hundredfold. He takes away, but only to give more and better in return.

"Whosoever heareth these sayings of Mine, and doeth them, I will liken him unto a wise man, which built his house upon a rock: and the rain descended, and the floods came, and the winds blew, and beat upon that house; and it fell not: for it was founded upon a rock."—*Matthew 7:24-25*.

If we hear and obey, we shall be built upon the solid rock, Christ Jesus, not otherwise. Between these two extremes lie all the shades and colors of professed Christianity.

WHAT IS THE SECRET OF SPIRITUAL POWER?

After the transaction has been made in which faith claims forgiveness for past sins, and after the soul by faith makes a complete surrender of all to Christ as Lord and Saviour, to do God's will and obey all His commandments, the next step is to have faith in Christ as a living Saviour with power to deliver you; yes, and to keep you from the power of sin. To learn this is to discover the secret of spiritual power. It is not enough to believe in the death of Christ. It is not enough to surrender to Christ. We must believe that Christ is a risen, all-powerful Saviour, who can and will bring victory over sin into the life through His indwelling Spirit. All of this is made possible through His resurrection victory. Paul said, "That I may know Him, and the power of His resurrection." (Philippians 3:10). Here are three promises of power made by the risen Saviour.

1. "Jesus came and spake unto them, saying, All power is given unto Me in heaven and in earth . . . And, lo, I am with you alway, even unto the end of the world."—*Matthew 28:18, 20*.

2. "Behold, I send the promise of My Father upon you: but tarry ye in the city of Jerusalem, until ye be endued with power from on high."—*Luke 24:49*.

3. "Ye shall receive power, after that the Holy Ghost is come upon you."—*Acts 1:8*.

4. "He is able also to save them to the uttermost that come unto God by Him, seeing He ever liveth to make intercession for them."—*Hebrews 7:25*.

5. "Let us lay aside every weight, and the sin which doth so easily beset us, and let us run with patience the race that is set before us, looking unto Jesus the author and finisher of

our faith."—*Hebrews 12:1-2*.

This power, as in the case of all other blessings, comes through active faith. "This is the victory that overcometh the world, even our faith." (1 John 5:4). "A living faith means a confiding trust, by which the soul becomes a conquering power." And by all means, hold on! "Being confident of this very thing, that He which hath begun a good work in you will perform it until the day of Jesus Christ." (Philippians 1:6). In this way, dear friend, we enter upon the life of victory. In this way, we receive spiritual power for an abiding life of conquest in the Saviour!

HOW DOES THE BIBLE HELP OUR FAITH?

There is yet something important we must mention to help you. Faith, to be strong, must be fed. The Word of God is the food of faith. The Bible is heaven's pantry, on the shelves of which are stored, in unlimited quantity and almost infinite variety, the foods that nourish Christian faith and experience, and abundant delicacies to delight the soul of the Christian (see Jeremiah 15:16). "Sweeter also than honey and the honeycomb." (Psalm 19:10).

But it is so easy to keep on trying to live while neglecting to feed upon this heavenly food. Often the cares and pleasures of this life consume our time and energies to the neglect of God's Word. Sometimes, even in the work of God, it is possible to grow nervous and anxious, to work in haste, if not in fury, to do God's service, while at the same time neglecting to nourish the soul and the spirit with daily, regular feeding on God's Word. The importance of daily Bible reading may be seen by the following:

1. Faith comes by hearing the Word of God. "So then faith cometh by hearing, and hearing by the Word of God."—*Romans 10:17*.

2. The Christian feeds upon and lives by the Word of God.

"He answered and said, It is written, Man shall not live by bread alone, but by every word that proceedeth out of the mouth of God."—*Matthew 4:4*.

3. His Word is a heavenly light.

"Thy word is a lamp unto my feet, and a light unto my path."—*Psalms 119:105*.

4. It is powerful to resist evil.

"The word of God is quick, and powerful, and sharper than any twoedged sword."—*Hebrews 4:12*.

5. His Word is the sword of the Spirit.

"Take the helmet of salvation, and the sword of the Spirit, which is the Word of God."—*Ephesians 6:17*.

In the wilderness of temptation, Jesus wielded the "sword of the Spirit" with swift and telling strokes—"It is written . . . It is written." "It is written." (Matthew 4:4, 7, 10). "Then the devil leaveth Him, and, behold, angels came and ministered unto Him." (Matthew 4:11). Oh friend, know this Book. Know it well. Use it in temptation to conquer the world and sin. Use it when overwhelmed with sorrow and fear and worry. Use it when doubt and unbelief assail you. Every promise has power; every command, wisdom; every warning, deep meaning. Become known as a Bible-believing, Bible-practicing Christian.

WHY IS PRAYER SO ESSENTIAL TO VICTORY?

"Ask, and it shall be given you," said Jesus. "Every one that asketh receiveth." (Matthew 7:7-8). So it is clear that God has made prayer the means for receiving spiritual blessings that we would not otherwise receive unless we asked. We may well remember three things.

1. "Let him ask in faith."—*James 1:6*.

2. " whatsoever we ask, we receive of Him, because we keep His commandments."—*1 John 3:22*.

3. "He that turneth away his ear from hearing the law, even his prayer shall be abomination."—*Proverbs 28:9*.

The promise is made that "they that wait upon the Lord shall renew their strength." (Isaiah 40:31). "He ever liveth to make intercession for them." (Hebrews 7:25). So ask, friend, and receive. Pray morning, noon, and night as David and Daniel did, and learn the sweetness of communion with God in the Secret place of power. Oh, yes, and don't forget to always pray in Jesus' name.

WHY IS EVERY CHRISTIAN CALLED TO BE A WITNESS?

Christian service is necessary for soul prosperity. "Take my yoke upon you," said Jesus. (Matthew 11:29). All life is action. We cannot be ever receiving and never giving. By faith we receive forgiveness and appropriate power. We feed on the Word of God and pray for this and that, but we must surrender, not only to do the will of God as between ourselves and Him, but to do His will toward others.

Every soul is born into God's kingdom as a missionary. Every Christian should be a soul winner. Moody said that if a man will read the Word of God fifteen minutes a day, pray sincerely fifteen minutes a day, and spend fifteen minutes a day talking definitely to help some soul to Christ, or heavenward, he will enjoy a good experience. Not only the ministers but the laymen should work to make others Christians. Think about the following texts:

I. "Go ye into all the world, and preach the gospel."—*Mark 16:15*.

God needs you to help spread abroad the story of the saving gospel and the speedy return of Jesus. If you love Him, the saving truth cannot be sealed up in your heart. It will overflow in blessing to others.

2. "Pure religion and undefiled before God and the Father is this, To visit the fatherless and widows in their affliction, and to keep himself unspotted from the world."—*James 1:27*.

Only "faith which worketh by love" (Galatians 5:6) will purify the soul and keep the channel of blessing open. The true Christian will have a special care for the widows, the fatherless, and the poor. (Matthew 25:34-40).

3. "Well done, thou good and faithful servant."—*Matthew 25:21*.

These words of commendation are spoken to Servants—faithful servants—who have worked for Christ. These soul-winning Christians are the ones whom He will take to heaven with Him when He comes again. They have exercised the faculties of the soul and become strong even as the muscles of the body become strong by exertion.

PROMISES TO THE OVERCOMER

1. What are we told to overcome? "Be not overcome of evil, but overcome evil with good."—*Romans 12:21*.

2. What only can overcome the world?

"For whatsoever is born of God overcometh the world."—*1 John 5:4*.

3. What are we admonished to overcome?

"Be not overcome of evil, but overcome evil with good."—*Romans 12:21*.

4. What gives us the victory in our conflict with the world?

"And this is the victory that overcometh the world, even our faith."—*1 John 5:4*.

5. What promises are made, by Christ, to the overcomer?

(a) "To him that overcometh will I give to eat of the tree of life, which is in

the midst of the paradise of God."—*Revelation 2:7*.

(b) "He that overcometh shall not be hurt of the second death."—*Revelation 2:11*.

(c) "To him that overcometh will I give to eat of the hidden manna, and will give him a white stone, and in the stone a new name written, which no man knoweth saving he that receiveth it."—*Revelation 2:17*.

(d) "He that overcometh and keepeth My works unto the end, to him will I give power over nations: and he shall rule them with a rod of iron; as the vessels of a potter shall they be broken to shivers: even as I received of My Father. And I will give him the morning star."—*Revelation 2:26-28*.

(e) "He that overcometh, the same shall be clothed in white raiment; and I will not blot out his name out of the book of life, but I will confess his name before My Father, and before His angels."—*Revelation 3:5*.

(f) "Him that overcometh will I make a pillar in the temple of My God: . . . and I will write upon him My new name."—*Revelation 3:12*.

(g) "To him that overcometh will I grant to sit with Me in My throne, even as I also overcame, and am set down with My Father in His throne."—*Revelation 3:21*.

6. In what one promise are all these promises summed up?

"He that overcometh shall inherit all things; and I will be his God, and he shall be My son."—*Revelation 21:7*.

There's no disappointment in Heaven,
No weariness, sorrow or pain;
No hearts that are bleeding and broken,
No song with a minor refrain.
The clouds of our earthly horizon
Will never appear in the sky,
For all will be sunshine and gladness,
With never a sob or a sigh.

I'm bound for that beautiful city,
My Lord has prepared for His own;
Where all the redeemed of all ages

Sing "Glory!" around the white throne;
Sometimes I grow homesick for Heaven,
And the glories I there shall behold;
What a joy that will be when my Savior I see,
In that beautiful city of gold.

We'll never pay rent for our mansion,
The taxes will never come due,
Our garments will never grow threadbare,
But always be fadeless and new,
We'll never be hungry or thirsty,
Nor languish in poverty there,
For all the rich bounties of Heaven
His sanctified children will share.

There'll never be crepe on the doorknob,
No funeral train in the sky;
No graves on the hillsides of glory,
For there we shall nevermore die.
The old will be young there forever,
Transformed in a moment of time;
Immortal we'll stand in His likeness,
The stars and the sun to outshine.

Frederick M. Lehman

ETERNAL LIFE

1. What precious promise has God made to His children?

"And this is the promise that He hath promised us, even eternal life."—*1 John 2:25*.

2. How may we obtain eternal life?

"For God so loved the world, that He gave His only begotten Son, that whosoever believeth in Him should not perish, but have everlasting life."—*John 3:16*.

3. Who has everlasting life?

"He that believeth on the Son hath everlasting life."—*John 3:36*.

4. Where is this everlasting, or eternal, life?

"And this is the record, that God hath given to us eternal life, and this life is in His Son."—*1 John 5:11*.

5. What therefore follows?

"He that hath the Son hath life; and he that hath not the Son of God hath not life."—*1 John 5:12*.

6. What does Christ give His followers?

"I give unto them eternal life; and they shall never perish."—*John 10:28*.

7. Why, after the Fall, was man shut away from the tree of life?

"Lest he put forth his hand, and take also of the tree of life, and eat, and live for ever."—*Genesis 3:22*.

8. What has Christ promised the overcomer?

"To him that overcometh will I give to eat of the tree of life, which is in the midst of the paradise of God."—*Revelation 2:7*.

9. To what is the life of the redeemed compared?

"For as the days of a tree are the days of My people, and Mine elect shall long enjoy the work of their hands."—*Isaiah 65:22*.

10. When will immortality be conferred upon the saints?

"We shall not all sleep, but we shall all be changed, in a moment, in the twinkling of an eye, at the last trump: for the trumpet shall sound, and the dead shall be raised incorruptible, and we shall all be changed. For this corruptible must put on incorruption, and this mortal must put on immortality."—*1 Corinthians 15:51-53*.

THE HOME OF THE SAVED

1. For what purpose was man created?

"For thus saith the Lord that created the heavens; God Himself that formed the earth and made it; He hath established it. He created it not in vain, He formed it to be

inhabited."—*Isaiah 45:18*.

2. To whom has God given the earth?

"The heavens, even the heavens, are the Lord's: but the earth hath He given to the children of men."—*Psalms 115:16*.

3. How did man lose his dominion?

Through sin. *Romans 12; 6:23*.

4. When man lost his dominion, to whom did he yield it?

"For of whom a man is overcome, of the same is he brought in bondage."—*2 Peter 2:19*.

5. In tempting Christ, what ownership did Satan claim?

"And the devil, taking Him up into an high mountain, shewed unto Him all the kingdoms of the world in a moment of time. And the devil said unto Him, All this power will I give Thee, and the glory of them: for that is delivered unto me; and to whomsoever I will I give it."—*Luke 4:5-6*.

6. Through whom is this first dominion to be restored?

"And Thou, O tower of the flock, the strong hold of the daughter of Zion, unto thee shall it come, even the first dominion; the kingdom shall come to the daughter of Jerusalem."—*Micah 4:8*.

7. Why did Christ say the meek are blessed?

"Blessed are the meek: for they shall inherit the earth."—*Matthew 5:5*.

8. Who does David say have most now?

"For I was envious at the foolish, when I saw the prosperity of the wicked . . . Their eyes stand out with fatness: they have more than heart could wish."—*Psalms 73:3, 7*.

9. Where are the righteous to be recompensed?

"Behold, the righteous shall be recompensed in the earth: much more the wicked and the sinner."—*Proverbs 11:31*.

10. What will be the difference between the portion of the righteous and the wicked?

"Wait on the Lord, and keep His way, and He shalt exalt thee to inherit the land: when the wicked are cut off, thou shalt see it."—*Psalm 37:34*.

11. What promise was made to Abraham concerning the land?

"And the Lord said unto Abram, after that Lot was separated from him, Lift up now thine eyes, and look from the place where thou art northward, and southward, and eastward, and westward: for all the land which thou seest, to thee will I give it, and to thy seed for ever."—*Genesis 13: 14-15*.

12. How much did this promise comprehend?

"For the promise, that he should be the heir of the world, was not to Abraham, or to his seed, through the law, but through the righteousness of faith."—*Romans 4:13*.

13. How much of the land of Canaan did Abraham own in his lifetime?

"And He gave him none inheritance in it, no, not so much as to set his foot on: yet He promised that He would give it to him for a possession, and to his seed after him, when as yet he had no child."—*Acts 7:5*.

14. How much of the promised possession did Abraham expect during his lifetime?

"By faith Abraham, when he was called to go out into a place which he should after receive for an inheritance, obeyed; and he went out, not knowing whither he went. By faith he sojourned in the land of promise: . . . for he looked for a city which hath foundations, whose builder and maker is God."—*Hebrews 11:8-10*.

15. Who is the seed to whom this promise was made?

"Now to Abraham and his seed were the promises made. He saith not, And to seeds, as of many; but as of one, And to thy seed, which is Christ."—*Galatians 3:16*.

16. Who are heirs of the promise?

"And if ye be Christ's then are ye Abraham's seed, and heirs according to the promise."—*Galatians 3:29*.

17. Why did not these ancient worthies receive the promise?

"And these all, having obtained a good report through faith, received not the promise: God having provided some better thing for us, that they without us should not be made perfect."—*Hebrews 11:39-40*.

18. What is to become of our earth in the day of the Lord?

"But the day of the Lord will come as a thief in the night; in the which the heavens shall pass away with a great noise, and the elements shall melt with fervent heat, the earth also and the works that are therein shall be burned up."—*2 Peter 3:10*.

19. What will follow this great conflagration?

"Nevertheless we, according to His promise, look for new heavens and a new earth, wherein dwelleth righteousness."—*2 Peter 3:13*.

20. To what Old Testament promise did Peter evidently refer?

"For, behold, I create new heavens and a new earth: for the former shall not be remembered, nor come into mind."—*Isaiah 65:17*.

21. What was shown the Apostle John in vision?

"And I saw a new heaven and a new earth: for the first heaven and the first earth were passed away; and there was no more sea."—*Revelation 21:1*.

22. What will the saints do in the new earth?

"And they shall build houses, and inhabit them; and they shall plant vineyard, and eat the fruit of them. They shall not build, and another inhabit; they shall not plant, and another eat: for as the days of a tree are the days of My people, and Mine elect shall long enjoy the work of their hands. They shall not labour in vain, nor bring forth for trouble; for they are the seed of the blessed of the Lord, and their offspring with them."—*Isaiah 65:21-23*.

23. How readily will their wants be supplied?

"And it shall come to pass, that before they call, I will answer; and while they are yet speaking, I will hear."—*Isaiah 65:24*.

24. What peaceful condition will reign throughout the earth then?

"The wolf and the lamb shall feed together, and the lion shall eat straw like the bullock: and dust shall be the serpent's meat. They shall not hurt nor destroy in all My holy mountain, saith the Lord."—*Isaiah 65:25*.

25. What seasons of worship will be observed in the new earth?

"For as the new heavens and the new earth, which I will make, shall remain before Me, saith the Lord, so shall your seed and your name remain. And it shall come to pass, that from one new moon to another, and from one Sabbath to another, shall all flesh come to worship before Me, saith the Lord."—*Isaiah 66:22-23*.

26. What will the ransomed of the Lord then do?

"And the ransomed of the Lord shall return, and come to Zion with songs and everlasting joy upon their heads: they shall obtain joy and gladness, and sorrow and sighing shall flee away."—*Isaiah 35:10*.

27. How extensive will be the reign of Christ?

"And the kingdom and dominion, and the greatness of the kingdom under the whole heaven, shall be given to the people of the saints of the most High, whose kingdom is an everlasting kingdom, and all dominions shall serve and obey Him."—*Daniel 7:27*.

THE CONFLICT ENDED

1. What statement is made about the completion of the creation process?

"Thus the heavens and the earth were finished, and all the host of them. And on the Seventh day God ended His work which He had made."—*Genesis 2:1-2*.

2. When expiring on the cross, what did Christ say?

"When Jesus therefore had received the vinegar, He said, It is finished: and He bowed His head, and gave up the ghost."—*John 19:30*.

3. At the pouring out of the Seventh plague, what announcement will be made?

"And the seventh angel poured out his vial into the air; and there came a great voice out of the temple in heaven, from the throne, saying, "It is done."—*Revelation 16:17*.

4. And when the new heavens and the new earth have appeared, and the holy city,

New Jerusalem, has descended from God and become the metropolis of the new creation, what announcement will then be made?

"And He that sat upon the throne said, Behold, I made all things new. And He said unto me, Write: Write: for these words are true and faithful. And He said unto me, It is done. I am Alpha and Omega, the beginning and the end."—*Revelation 21:5-6*.

5. In the new earth, what will be no more?

"And God shall wipe away all tears from their eyes; and there shall be no more death, neither sorrow, nor crying, neither shall there be any more pain: for the former things are passed away."—*Revelation 21:4*.

"And there shall be no more curse."—*Revelation 22:3*.

6. What will then be the condition of all the earth?

"The wolf also shall dwell with the lamb, and the leopard shall lie down with the kid; and the calf and the young lion and the fatling together; and a little child shall lead them. And the cow and the bear shall feed; their young ones shall lie down together: and the lion shall eat straw like the ox. And the sucking child shall play on the hole of the asp, and the weaned child shall put his hand on the cockatrice' den. They shall not hurt nor destroy in all My holy mountain: for the earth shall be full of the knowledge of the Lord, as the waters cover the sea."—*Isaiah 11:6-9*.

7. How does the prophet again speak of this time?

"The whole earth is at rest, and is quiet: they break forth into singing."—*Isaiah 14:7*.

8. What will finally be the privilege of God's children?

"And they shall see His face."—*Revelation 22:4*.

9. How perfect will be their knowledge of God?

"For now we see through a glass, darkly; but then face to face: now I know in part; but then shall I know even as also I am known."—*1 Corinthians 13:12*.

10. How long will they possess the future kingdom?

"But the saints of the most High shall take the kingdom, and possess the kingdom for

ever."—*Daniel 7:18.*

God's plan for each of us is far greater than we can imagine. The pathway to heaven is found in the Holy Scriptures. Only there will we find the truths which can save the soul, bring the power of Christ into the life, and enable each of us to triumph over all the power of Satan. May our kind Father bless and keep you in the days ahead.



Section 1

General Problems

Part 1

Fatigue

DEBILITY (Weak, Debilitated Conditions)

SYMPTOMS—A feeling of exhaustion all or much of the time.

CAUSES—This can be caused by a number of dietetic, physical, or hormonal problems, some of which are mentioned below. See "[*Chronic Fatigue*](#)" for much more information.

TREATMENT—

- Some weak individuals only need rest, fresh air, sunshine, pure water, nutritious meals, and freedom from worry.
- Some need to clean the toxins from their body. Those who do so, may feel weaker for a few days, but afterwards will generally feel much better and stronger.
- Over-indulgence in sex is an excellent way to debilitate the body. Worry wears out the life forces. The use of coffee, tea, tobacco, alcohol, and processed and junk foods are also sources of trouble.
- Trust in God, obey the Ten Commandments, and live as healthfully as you can.
- A good program of better nutrition, more rest, less tension, and taking time to go outdoors and work or walk 30-60 minutes at a time will do much to build the body. A cold morning shower invigorates the body.
- As an aid in rebuilding the body after acute or chronic illnesses, the following herbal formula is quite helpful. It combines nutritional benefits with herbal tonics:

Mix together 1 oz. parsley root, 1 oz. alfalfa; 1/2 oz. of each of the following: dandelion root, comfrey root, yellow dock root, burdock root, nettles leaves, and dulse. Place in an uncovered pot with a quart of water and simmer for 20 minutes. Let it cool, then strain. Place the liquid back in the pot and simmer uncovered for one hour or until it is reduced to one cup.

Stir in one cup of unsulphured blackstrap molasses and refrigerate. Take one tablespoonful 3 times a day.

- A variant method would involve taking the powdered, mixed, dry herbs (not having gone through the cooking stage), place them in #00 capsules, and take 2-4 caps with each meal.

HYDRO—Here are water treatments, explained in the author's *Water Therapy Manual* (see [order sheet](#)), which will increase endurance: Tonic frictions, which include Wet Hand Rub, Cold Mitten Friction, Cold Towel Rub, Wet Sheet Rub, Dripping Sheet Rub, Ice Rub, and Salt Glow (*WTM*, pp. 97-105). In cases of severe exhaustion, bed rest for a time, proper diet, plus carefully graduated tonic cold applications, especially Percussion Douche to spine (p. 228).

ENCOURAGEMENT—No one understands as well as Jesus your problems. He is watching over you, and if you are willing to be guided by Him, He will throw around you influences for good that will enable you to accomplish all His will for you.

EMOTIONAL FATIGUE SYNDROME

SYMPTOMS—A variety of symptoms could be involved: continual tension and stress, anxiety, depression, loss of interest, no zest for life, inability to cope with everyday problems, mental and physical fatigue, loss of confidence, fear of failure, panic attacks, a sense of hopelessness, mood swings, muscle spasms, sensitivity to noise, negative attitudes, and constant worrying.

CAUSES—Emotional stress depletes the nervous system, weakens emotional stability, and fatigues the body. Such stress weakens the functions of the body organs (such as the stomach and liver). This in turn results in malnourishment and a release of toxins into the system. Primary causes would include constipation, autointoxication, nutritional deficiencies, a negative outlook on people and circumstances, and negative input from other people.

TREATMENT—

- Learn to relax, as well as exercise out-of-doors. Do everything with an attitude of thankfulness toward and trust in God, believing that He will work everything out for the best.

- Eat high fiber foods, fruits, vegetables, juices, sprouts, grains, nuts, seeds, and beans. Vitamins A, D, C, and E are important. Take a multivitamin tablet twice a day. Make sure you are getting enough calcium, magnesium and potassium.

ENCOURAGEMENT—Learn all you can about the laws of health, and obey those laws. Nothing is apparently more helpless, yet really more invincible, than the soul that feels its nothingness and relies wholly on Jesus for help. God can help you.

CHRONIC FATIGUE

SYMPTOMS—A continual feeling of exhaustion.

CAUSES—Fatigue is a symptom pointing to other problems; it is not a disease itself. Chronic fatigue is generally caused by a high-fat and refined carbohydrate diet, along with emotional stress. Any of the following only adds to the exhaustion: drugs, caffeine products, smoking, alcohol, poor eating habits.

Chronic fatigue can forewarn of an undetected problem such as anemia, hypoglycemia, diabetes, allergies, malabsorption of nutrients, candidiasis, poor circulation, hypothyroidism, Epstein Barr virus (EBV), mononucleosis, or cancer.

It can also be caused by weight loss, obesity, and, if characterized only by a lack of energy, boredom.

TREATMENT—

- Obtain adequate rest, exercise, and a well-balanced diet.
- Deficiencies of vitamin B complex, C and D, or iron may cause fatigue. Also needed: vitamins A, pantothenic acid, B12, folic acid, C, E, iron, calcium, magnesium. Acidophilus is very helpful to improve digestion and the production of certain B vitamins in the bowel.
- Exercise every day outdoors. Try to induce some perspiration. Also helpful are ice-cold foot baths, daily morning bare-foot grass walks, alternative hot and cold showers, "salt glow" skin rubs, and a dry friction rub with a skin brush.

- Helpful herbs include American ginseng, lavender, rosemary, sweet flag, pasque flower.

—Also see "[Epstein Barr Virus](#)," which is a different "[chronic fatigue syndrome](#)," although having the same name.

ENCOURAGEMENT—The whole family of heaven is interested in the family here below, and messengers from the throne of God attend our steps every day. They seek to protect us from our mistakes, amid the problems we daily encounter. By faith in Christ, obey God's Ten Commandment law, and know that He will work everything out for the best.

EPSTEIN BARR VIRUS (Chronic Fatigue Syndrome)

SYMPTOMS—Recurrent upper-respiratory tract infections, exhaustion, extreme fatigue, sore throat, swollen lymph nodes, achy joints and muscles, memory loss, low-grade fevers, headaches, poor concentration, night sweats, irritability, and deep depression. Because the symptoms resemble flu and other viral symptoms, EBV is not always diagnosed correctly. In fact, it is frequently misdiagnosed as hypochondria, depression, or psychosomatic illness.

CAUSES—Chronic fatigue syndrome is caused by the Epstein Barr virus (EBV). This condition has become widespread in America. the CDC in Atlanta estimates that tens of thousands of people are infected with it. Yet they are unaware of it since symptoms are frequently not prominent.

This virus is also the cause of infectious mononucleosis. When mononucleosis occurs, the person becomes very ill for two to four weeks, or longer if the diet is not corrected. (See "[Mononucleosis](#).")

EBV is a type of herpes virus, and is related to the viruses that cause genital herpes and shingles.

Keep in mind that chronic fatigue syndrome can also be caused by certain other factors: candida albicans (yeast infection), anemia, chronic mercury poisoning from dental amalgam tooth fillings, hypoglycemia, insomnia, and hypothyroidism. (*All of the above problems are dealt with in articles in this book.*)

Once EBV is contracted, it always remains in the body. Fortunately, most people develop antibodies to it. The problem occurs when they become run-down and overworked—and then the dormant EBV strikes. It is more likely to reveal its presence when other diseases are also present, such as arthritis, lupus, multiple sclerosis, cancer, or AIDS.

EBV causes the body to overreact, resulting in a burn-out of the immune system.

Epstein Barr virus is very contagious, and can be transmitted by close contact, kissing, sharing food, coughing, and through sex.

Blood tests for antibodies against candida albicans, EBV, HBLV and CMV are available for specific diagnosis. Yet the fact remains that EBV symptoms are similar to those for many infections, anemia, parasites, endocrine diseases, and AIDS.

TREATMENT—

- Antibiotics do not help since EBV is a virus. Recovery takes time, rest, and good nutrition. Drink lots of water; at least 8 glasses a day. Regularity in bowel movements are essential. Add fiber to the diet. Cleansing enemas should be used occasionally. Get plenty of rest. Do not overexert yourself with heavy exercise.
- Remove from the diet all junk foods, processed foods, fried foods, stimulants (coffee, tea, soft drinks, sugar), and white flour products (bread, spaghetti, etc.)
- It is said that 60 percent of those with EBV also have candida (*see [Candidiasis](#)*), therefore it is best to eat some form of acidophilus. Eliminate sugar, alcohol, mushrooms and all fungi, molds and yeast, fermented foods such as sauerkraut, soy sauce, dry roasted nuts, potato chips, soda pop, bacon, pork, lunch meats, and all types of cheese.
- Eat some brand of "greens" tablets. Chlorophyll is vital to proper diet and healing. Make green drinks from whizzed up greens and pineapple juice.
- Take no aspirin, since it may induce Reye's syndrome (especially in children).
- Helpful herbs include red clover to cleanse the blood, echinacea to help the glands, garlic as an antibiotic, and saffron to help reduce pain.

—Also see "[Lyme Disease](#)," which has similar symptoms. Also see "[Chronic Fatigue Syndrome](#)."

ENCOURAGEMENT—The heart that has once tasted the love of Christ, cries out continually for a deeper draught. How thankful we can be for His love and care over us.

CANDIDIASIS (Yeast Infection, Candida, Thrush, Chronic Fatigue Syndrome)

SYMPTOMS—Symptoms include bad breath, constipation, chronic infections, depression, fatigue, food cravings, gas, headaches, adrenal and thyroid problems, hiatal hernia, indigestion, insomnia, mental confusion, discomforting odors, panic attacks, and menstrual problems.

CAUSES—This is an infection caused by *candida albicans*, a normally harmless yeast (*saprophyte*) found in your intestines. Some of it is also regularly found in your mouth, throat, and genital tract. But this organism goes wild when its competitors, the normal bacteria of the intestines, are killed by long term use of antibiotics. This enables the candida to greatly increase in number.

Stress causes a reduced production of stomach acid, which lets candida enter the stomach—a place where it normally is never found. As a result, less digested food enters the intestines, much to the liking of the candida which feeds upon it.

This yeast-like substance proliferates so massively that it enters the blood stream and is carried to many parts of the body, weakening the immune system and causing various problems.

In the oral cavity, candida is called thrush. White sores may develop on the tongue, gums, and inside the cheeks.

In the vagina, it results in vaginitis. Large amounts of a white, cheesy discharge and intense itching occur.

Other effects are food allergies, athlete's foot, ringworm, jock itch, and even diaper rash.

Candida is not transmitted sexually, but mothers may pass thrush on to their newborn children. The baby's tongue will appear red and be covered with white spots (generally appearing 8-9 days after delivery) that will appear like milk spots. On the buttocks, thrush may resemble diaper rash.

Because their vaginal environment is more conducive to the growth of yeast, diabetic women can contract candida easier than diabetic men.

You may wish to request a blood test for antibodies against *C. albicans*. A skin test, similar to a TB tine test, is also available. A positive result is clear-cut. Unfortunately, a negative one provides less certainty that one does not have it. Candida is difficult to diagnose, since a culture cannot be used. This is because this yeast is a normal constituent of everyone's intestines.

TREATMENT—Try to eliminate food allergies, hypoglycemia, any infections, and indigestion.

- Replant *Lactobacillus acidophilus*. This is the friendly intestinal bacteria which the "wonder drugs" earlier killed off. Lactobacillus is a primary competitor of candida for food in the intestine. Use a retention enema containing 4 oz. warm water and 10 billion organisms (empty twenty 500,000 organism capsules into the water). Use 3 times weekly, 10 minutes each time.
- Helpful herbs include burdock, echinacea, ginger, golden seal, bee pollen, kelp, lobelia, passion flower, pau d'arco, psyllium, slippery elm, ginkgo, and suma.
- Useful nutrients include vitamin B complex with extra biotin: 100 mg 3 times a day. / B12 lozenges: place 2,000 mcg lozenge under tongue 3 times a day between meals. / Essential fatty acids: Wheat germ oil, primrose oil, etc. / Garlic capsules: 2 caps 3 times a day. / Multivitamin cap, 2-3 times a day. Take vitamin C up to bowel tolerance.
- Also helpful: vitamin A: 25,000 IU one to two times a day; B6: 100-250 mg one to two times daily; vitamin E: 400-800 IU daily; biotin; aloe vera juice: 2 oz. four times per day.
- Do not use oral contraceptives while you have candida. Do not use sugary foods. Do not use cheese, alcohol, chocolate, fermented food, gluten grains (wheat, oats, rye, and barley). Do not use meat, pickles, raw mushrooms, vinegar, or any yeast products.
- Yeast thrives on sugars and carbohydrates. A vegetarian nondairy diet of protein, unrefined grains, and vegetables is best. Onions and garlic are very helpful. Fresh, raw garlic is the best. Avoid meat-based proteins, since these are associated with abnormal bowel flora development. Avoid yeasted grain foods.
- Avoid antibiotics and steroids, because they destroy the competing bacteria and allow candida to overgrow.
- Wear cotton underpants, rather than close-mesh synthetic or silk.
- An alternative to douching is the sitz (sitting) bath. Fill a shallow tub to the hip with warm water, then add salt (enough to make the water taste salty, about 1/2 cup) to match your body's natural saline state. Add 1/2 cup vinegar to help rebalance the vaginal pH to 4.5. Then sit in the water, knees apart, until it gets cool. The bath will do the cleansing. Douching can be done with a similar mixture (4 teaspoons vinegar to 1 pint of water).

INFANT THRUSH—Four percent of infants have oral thrush. Keep rubber nipples clean, as well as all objects going into baby's mouth. If bottle-feeding, boil nipples and bottles 20 minutes after thorough washing (candida spores are heat resistant). Give plain water to cleanse the mouth after every feeding. Inspect the mouth before each feeding, and begin treatment if thrush is seen. Swab infected areas with saturated solution of baking soda 3-4 times a day. Garlic overpowers candida, so it may be swabbed on

the lesions several times a day.

—Also see "[Vaginitis](#)," "[Chronic Fatigue Syndrome](#)."

ENCOURAGEMENT—Our God delights to do abundantly above all that we ask or think. He will care for you through this crisis. Trust Him and, by His enabling grace, obey His Scriptures.

JET LAG

SYMPTOMS—Fatigue, lethargy, irritability, inability to sleep, trouble concentrating and making decisions, perhaps even diarrhea and a lack of appetite.

CAUSES—Jetting across several time zones produces a sudden violation of your body's inner clocks. If, from America for example, you fly to Australia or Europe, you will experience jet lag—for you will suddenly be thrust into meals and wakefulness in the middle of "your night," and awake when your body tells you it is time for sleep.

DEALING WITH IT—Here are several suggestions, one or more of which may help:

- Get extra sleep beforehand. Drink plenty of fluids and be quiet and relaxed during the flight. Fly by day, arrive at night—and then soak up some extra rest. Get out in the sunshine the next day; this will help your body adapt. Obtain some exercise after arriving. Some people try living by their home clock—but most cannot do that.
- Try to avoid important decisions during the adjustment days. The general rule is that it will take one day of adjustment for each time zone crossed. So be prepared.
- When crossing only two or three time zones, it is known that going west is easier on the body than going east. This is because it is easier to get more sleep on arriving, since you experience more hours that particular day.

ENCOURAGEMENT—We should ever seek to realize that the Lord is very near us. He can help us as no other one can. Trusting Him and obeying His Word, we can have the help we need.

TONIC EFFECTS, OBTAINING

HYDRO—Hot and Cold to the Spine (*pp. 68-69* in the author's *Water Therapy Manual* (see [order sheet](#)) is a revulsive compress and acts as a strong stimulant and tonic, and is used in a large number of conditions needing such a treatment.

The Wet-hand Rub, the Cold Mitten Friction, the Cold-towel Rub, the Wet-sheet Rub, the Dripping-sheet Rub, and the Ice Rub (*p. 98, etc.*) are all used to increase body circulation and heat. The first four are the mildest and best.

The Revulsive Shower (*p. 129*) and Alternate Hot and Cold Shower (*p. 130*) are also beneficial.

The Sun Bath (*p. 143*) and Sea Bathing (*p. 144*) are also good.

The Sun, Air, and Water Bath, Wet Grass Walk, and Summer Spray (*pp. 144-145*) are equally useful.

Caution should be exercised in giving the above treatments if the patient is frail, diabetic, or has a heart condition. See that book for much more information.



Section 1

General Problems

Part 2

Nausea

NAUSEA

SYMPTOMS—A sick feeling in the stomach, similar to motion sickness.

CAUSE—A variety of things can induce nausea, including nutritional deficiencies, food allergies, pregnancy, and cancer.

A common cause of nausea is worms or constipation. *See both topics.*

TREATMENT—

- Use the treatments suggested for motion sickness; especially the charcoal and ginger root. It is said that powdered ginger root will definitely eliminate nausea. Do not forget the final solution: Go ahead and vomit.
- Read the article on "[Vomiting](#)." It will provide very helpful information. It will also tell what to do if you have been nauseated and vomiting for days.

ENCOURAGEMENT—Angels of God are waiting to show you the path of life. It is outlined in the Bible, and as you seek, through the grace of Christ, to obey His Word, you will find the strength needed to meet your problems.

FAINTING (Syncope)

SYMPTOMS—The person passes out and becomes unconscious.

CAUSES—Fainting points to some other problem, such as hysteria, epilepsy, insulin shock, heat exhaustion, lack of oxygen, or anemia.

TREATMENT—

- Immediately check the pulse, heart beat and breathing. Often a dash of cold water in the face helps. Loosen tight clothing, open windows and doors, and have others stand back so the person can get more air. Use your fist to pound slightly on the back between the shoulders to stimulate the heart. When able to drink, give him a little cold water.
- If you have it, place 8 drops of antispasmodic tincture on the back of the tongue. If you know in advance that the person has these fainting problems, you may want to prepare the tincture and keep it on hand. See "[Antispasmodic Tincture](#)".
- Sometimes artificial respiration or oxygen is needed. As soon as the person is conscious, try to find the cause and deal with it.
- If a person has frequent fainting spells, give him an herb tea of mint, skullcap, catnip, rue, mistletoe, rosemary, and small amounts of cayenne.

HYDRO—Here are hydrotherapy techniques, taken from the author's book *Water Therapy Manual* (see [order sheet](#)), used on those who have collapsed: Alternate Hot and Cold Compress over the Spine; Cold Friction; Hot Enema (110° F.); Alternate Compress over the Heart (*p. 184*); Hot Blanket Pack 15 minutes, followed by Cold Mitten Friction (*p. 185*).

Heat to neck; short cold application to chest and face. Alternate Compress to spine; percussion of the chest with the hands dipped in cold water or with the end of a cold towel; vigorous centripetal friction; rhythmical traction of the tongue (*p. 209*).

ENCOURAGEMENT—If you have given yourself to Christ, you are a member of the family of God, and everything in the Father's house is for you. What a promise this is! May we each one prove faithful to the end.

HEAT EXHAUSTION

SYMPTOMS—Thirst is generally the first symptom of heat exhaustion, followed by general malaise, weakness, tiredness, a loss of appetite, headache, pallor, dizziness, and a general flulike feeling that may include nausea and even vomiting. Sometimes the heart races and concentration becomes more difficult.

Heat exhaustion is less severe than heat stroke, and may occur over several days out in the sun. Dehydration may eventually lead to blood volume loss, poor heat regulation, and shock.

CAUSE—Heat exhaustion is generally caused by water depletion (dehydration), and more rarely by a lack of salt in the diet (salt depletion). When we sweat, we lose both water and salt (as well as potassium and sodium).

TREATMENT—

- First, get out of the sun, so the body temperature will not continue to rise and the body will not lose more water and salt. If you remain in the sun, even though resting and drinking fluids, your temperature will continue to rise! Do not return to the sun for many hours!
- In the early stages, drink large amounts of mineral-rich vegetable and fruit juices to replace water and electrolyte loss in perspiration. Water, by itself, does not replace electrolytes. Potassium-rich vegetable broths are helpful.

PREVENTION—Plan ahead, so you will not come down with heat stroke later:

- Drink water. Drink diluted electrolyte drinks. Avoid salt tablets. They do the opposite of what they are supposed to do. The increased salt in the stomach keeps fluids there longer.
- Do not use caffeine, alcohol, or tobacco. The first two accelerate dehydration, and the smoking constricts blood vessels.
- Over several days' time, adapt yourself slowly to the sun. Do not overexert when out in it. Avoid working in the mid-day. Wear a hat, and keep on a light-colored shirt.
- Pour water over your head and shirt, especially if the air is not humid. Keep drinking lots of water.

—See "[Heat Stroke](#)," which is different.

ENCOURAGEMENT—We must ever set the Lord before us and trust implicitly in Him. He will guide and care for us to the end. As we obey His Inspired Writings, we shall have the help we need.

HEAT STROKE—1 (Sunstroke)

SYMPTOMS—The body temperature goes very high (105° F. or more!), sweating is reduced, there is a strong headache, accompanied by tingling, numbness, confusion of mind and delirium. The pulse becomes rapid, and breathing is faster. Blood pressure rises.

DANGER—Heat stroke is a serious emergency. If not properly cared for, the person can go into convulsions, permanent brain damage, and even death.

TREATMENT—

- You must begin the cooling treatments immediately; do not wait. Be sure to immediately apply a cold cloth to the head.
- If near a hospital, wrap him in an ice-cold sheet and immediately take him to the hospital. Continue to apply more ice-water as you travel. Take his temperature at least every 5-10 minutes, and do not let it go below 101° F. Once below this, you can stop the ice treatment but monitor the temperature that it continues to move towards normal and not back up.
- If you are not near a hospital, put him into a ice-cold bath and use fans to aid cooling. If an ice bath is not available, use a cold stream or lake until medical help can be obtained. While he is in the cold bath, rub the arms, legs, hands, and feet to increase circulation.

—See "[*Heat Exhaustion*](#)," which is different.

ENCOURAGEMENT—Treat God as your honored Friend, giving Him the first place in your affections. As you do this, you will have the support and help you need to meet each day's trials and afflictions.

HEATSTROKE (SUNSTROKE)—2 (J.H. Kellogg, M.D., Formulas)

SUNSTROKE—Increase the body's heat elimination. From a height, pour water (60⁰ F., or less) onto him while two people rub him vigorously. Give special attention to the spine. Ice Compress to the head and neck. Continue until the temperature falls to 101⁰ F.; Cool Enema; cold water drinking when possible. Ice Bag to the head and neck during the Cold Pail Pour. As soon as the temperature falls to near the normal point, give a sweating Wet Sheet Pack.

AFTER-TREATMENT—Should consist of daily graduated cold applications (Tonic Frictions) to slowly build up the body. The head should be thoroughly cooled before each application.

HEAT EXHAUSTION—Hot Full Bath, 3-8 minutes; Hot Blanket Pack; Hot Enema followed immediately by short Cold Mitten Friction, Cold Wet Sheet Rub, afterward wrapping in warm blankets.

THREATENED CARDIAC FAILURE—Cold bag over heart for 15 minutes every hour; Cold Mitten Friction every 2 hours; Hot Blanket Pack for 10 minutes, followed by Cold Towel Rub; Hot Enema followed by Cold Enema; artificial respiration.

- These are all very grave conditions and must receive immediate attention. Immediately call your physician and begin water treatments.

—Also see "[Heat Exhaustion](#)," and "[Heat Stroke \(Sunstroke\)](#)".

MOTION SICKNESS (Car Sickness, Sea Sickness)

SYMPTOMS—Nausea, excessive salivation, vomiting, cold sweat, queasy feeling, stomach churning. Possible dizziness, sometimes fainting.

CAUSE—The semicircular canals in the inner ears detect your vertical position. When there is too much jostling back and forth, movement which you do not have control over (as when riding in cars, planes, or boats), your sensory system may become overloaded. Since the eyes also sense vertical balance, when what you see does not seem to agree with what your labyrinthine receptors in the inner ear sense, then mental confusion results. Nausea occurs when the brain does not know what to tell the body to do. This weakens the stomach.

The experts say that nausea at such a time also indicates that your liver is not doing well.

TREATMENT—

- If at sea, lie down and close your eyes. If in a car seat, rest your head back on the headrest, so it is somewhat faced upward. This relaxes the semi-circular canals.
- Charcoal tablets may help settle the stomach.
- Ginger capsules are highly recommended.

PREVENTION—

- Prevention is the best. Do not eat heavily processed meals, drink liquor, or eat junk food. Some people do well eating a few whole-grain crackers before and during the trip. Avoid smoke and food odors. Stay cool, and get fresh air!
- You may wish to take 5 charcoal tabs, one hour before the trip begins. Another method is 2 ginger tablets every 3 hours, beginning one hour before the trip. Ginger helps prevent motion sickness, by absorbing acids and thus preventing nausea.
- Some recommend additional magnesium (500 mg, one hour before trip) and vitamin B6 (100 mg one hour prior to trip) to relieve anticipated nausea.
- In order to settle the stomach before a trip, use the nervine herbs: hops, scullcap, chamomile, and valerian root.

Here are more preventative suggestions:

- Travel at night. When it is dark, what you see conflicts less with what you sense, and the air tends to be fresher.
- Avoid junk food, smoking, and alcohol. Keep a window open and stay near it, all the while breathing that fresh air.
- Sit still and do not look around very much.
- Look straight ahead. If you are in the driver's seat, you will sense (and have) better control of the movements taking place. Do not read while riding. Keep your eyes on something stationary far ahead.

ENCOURAGEMENT—Provision has been made for us to come into close connection with Christ and receive the constant protection of the angels of God. Our faith must reach within the veil, where Jesus has entered for us, and trust Him implicitly for the help we need.



Section 1

General Problems

Part 3

Colds

CATARRH (Excess Mucus)

SYMPTOMS—

- Runny nose, headaches, postnasal drip, sore throat, sinusitis, gastritis, glue ear syndrome, and respiratory problems.

CAUSE—Catarrh is the excess mucus which occurs with many different nasal, throat, tracheal and bronchial infections; for example, croup and whooping cough.

TREATMENT—

- Although excess mucus is normal with some diseases, yet avoiding certain foods will lessen the amount of mucus produced. Some foods are high mucus-forming. Overcooking of food is part of the problem. Pasteurized milk, white flour, sugar foods, and meat should be avoided if you want to cut down on mucus. Eat more fresh fruit and vegetables. If you have cooked food at a meal, begin with raw food. This will help the digestive system handle the increased load that cooked food places upon it.
- Indigestible food also forms higher levels of mucus in the body. Any specific allergen (a food or substance toward which you are allergic) may cause catarrh. Orientals are particularly sensitive to milk products (up to 85% of them lack the digestive enzyme needed to handle milk sugar, which is lactase).
- Other irritants include fumes, smoke, foreign objects, chemicals, drugs, spicy foods, salt, pepper, alcohol, and poor food combinations.
- Use steam to break up the catarrh (mucus) so you can sleep well. Eucalyptus oil also

helps. Be sure and drink enough water. As intake decreases, the mucus thickens and cuts off breathing.

- During the illness, you may drink primarily of fluids (fruit juices) at times. But at those times when you eat, emphasize a high fiber diet using raw food. When grains are eaten, they should be whole grains, such as brown rice, millet, and buckwheat. You may wish to take a psyllium seed and herbal mixture to clean out the digestive tract of mucus. Herbs for this purpose could include burdock, aloe vera, ginger, alfalfa, cascara sagrada, kelp, and slippery elm.

NUTRIENTS—Vitamins A, B, complex, C, and bioflavonoids are important. Also needed are calcium, magnesium, and potassium.

Helpful herbs include chickweed, mullein, plantain, sorrel, white oak bark, bayberry bark, comfrey, eucalyptus leaves, white pine needles, and oregano.

ENCOURAGEMENT—It is vital that we exercise faith moment by moment, and hour by hour. Only in the strength of Christ can we be enabled to obey His Ten Commandment law, live clean lives, and prepare our hearts for a home in heaven.

COMMON COLD

NOTE—Most of the following recommendations would also apply to coughs and flu.

SYMPTOMS—Colds are a general inflammation of the mucus membranes of the respiratory passages. Symptoms include nose and throat irritations, watery eyes, fever, headaches, chills, muscle aches, and temporary loss of smell and taste.

A heavy cold may take the form of acute or chronic infection, such as flu, grippe, tonsillitis, sinusitis, bronchial catarrh, chronic cold, or similar virus-type infection.

Children who frequently have colds or flus may have thyroid malfunctions.

COLDS AND FLU—How can you tell whether it is a heavy cold—or the flu? Here is the difference:

Headache - prominent in flu, but rare in a cold.

Fever - frequent and sudden in flu; rare in a cold.

Fatigue - extreme in flu and can last 2-3 weeks; there is only mild fatigue with a cold.

General aches - common and often severe in flu; slight in a cold.

Runny nose - occasionally in flu; common with a cold.

Cough - common with flu and can become severe; only mild to moderate in a cold.

Sore throat - sometimes with flu; common with a cold.

—*For more on flu, see "[Influenza](#)."*

CAUSES—In one sense, the cause is a variety of viruses. But in another, the person has allowed himself to become run-down so that the virus was able to take hold. Factors which lower the body's resistance to virus infection are overexposure to cold, fatigue, recent or present infections, allergic reactions, and inhalation of irritating dust or gas, overeating, wrong eating, and sugar or alcohol consumption.

The common cold is not an infection that leaps out and attacks an innocent passerby. It is not even a disease. A cold is the cure of a pre-diseased condition. and the symptoms are attempts by the body to reestablish normal conditions. The body is carrying out a "spring cleaning."

The cold virus can change size and shape, making it impossible to produce a suitable vaccine. There are more than 100 different viruses which cause colds. Symptoms last for 7-14 days regardless of therapy. The incubation period is very short (1-3 days), instead of the 10-21 days for most viruses. The cold seems to suddenly appear. When you get a tingling nose and throat, nasal mucus, or scratchy throat; do not wait for the coughing, weakness, and fever to begin! Go to bed.

TREATMENT—

- A cold is the result of not living on the best level. Once it arrives, it cleanses toxins from the system and, along with the rest, enables the person to get back into better shape. A cold is actually a blessing, for it forces people to rest who, otherwise, would prematurely develop debilitating, chronic, and life-threatening diseases.
- A cold is always in the upper respiratory tract (nose, mouth, throat, and upper bronchials). If congestion develops in the chest, the cold is worsening into something even more serious!
- Do not ignore a cold and drag on with your work. As soon it develops—go to bed, drink

fresh lemon juice in water, and settle down to getting well!

- If you do not know how to take care of yourself, you had better contact a physician, especially if:

- (1) Chills and shortness of breath occur.
- (2) An accompanying fever goes above 101° F. for more than three days, or any fever above 103°F.
- (3) Yellow or white spots appear in the throat.
- (4) The lymph nodes under the jaw and in the neck become enlarged.
- (5) Any hot, extreme pain, such as earache, swollen tonsils, sinus pain, or aching lungs or chest occurs.
- (6) There is excessively large amounts of sputum or sputum that is greenish or bloody.
- (7) There is extreme difficulty swallowing.
- (8) Wheezing occurs.
- (9) There is shortness of breath.

- If you have a sore throat, beware of white or yellow patches on the throat. These can be *Group A beta-hemolytic streptococci*, which can damage the heart muscle. Have a throat swab done when there might be a question about this.

- Children with high fevers should see a physician within 24 hours.

- Treatment should include as much vitamin C as you can take, without producing diarrhea (up to 5,000 mg at a time). In acute cases, 1,000 mg of C every other hour. Also take bioflavonoids (200-600 mg), small amounts garlic. (along with vitamin C, it is an excellent germ fighter), vitamin A (50,000 units for not more than one month; then down to 25,000 units), calcium lactate or gluconate (6 tablets), brewer's yeast, B6 (100 mg; it is a natural antihistamine, as well as providing helpful protein), vitamin E (600 units), betaine hydrochloride, zinc gluconate lozenges, and vitamin F (unsaturated fatty acids) reduces the frequency and duration of colds.

- In acute stages when fever is present, the person should abstain from all solid foods and only drink fresh fruit and vegetable juices, diluted (50-50) with water, plus herb teas. The proper treatment of colds is to encourage elimination through all channels, so that elimination through one channel does not become excessive.

- As soon as the crisis subsides, let the person have some protein and other food.

- Drink potato peeling broth twice a day. The peelings should be one-half inch thick (throw away the centers). Boil it for about 20-30 minutes; strain, cool, and drink. Make it

fresh every day.

- Avoid chills, get adequate bed rest, and take a little salt to replace that lost in sweat.
- After the fever subsides, a low calorie raw fruit and vegetable diet can be eaten. This should include plenty of raw juices and herb teas, sweetened with a little honey. Some raw seeds and nuts can be eaten, but should be chewed well.
- Herb teas can include rose hips, golden seal, chamomile, peppermint, slippery elm, ginger, desert tea. Eucalyptus oil is helpful. Put 5 drops in a hot bath or 6 drops in a cup of boiling water. Put a towel over your head and, without burning yourself, inhale it. Licorice root tea, drunk daily, soothes an irritated throat and relieves coughing. You might wish to take hop tea to help you get to sleep at night.
- Avoid aspirin (especially for children), since it causes internal bleeding. There is also another problem: What you think is of little consequence may be flu or chickenpox—which are caused by a virus. Colds are also. When children who have certain viral infections take aspirin, their risk of developing Reye's syndrome is greatly increased! This is a rare but fatal brain and liver disease. The same warning applies to cold medications containing aspirin.
- As already mentioned, take vitamin C, zinc, and garlic. Avoid being depressed; try to be cheerful. There is healing in this. Keep looking to Jesus and praying to God. Let a friend read a Bible promise to you every so often; think about it. Rest and relax and do not worry. Keep warm, but get fresh air from time to time. Take a lot of liquids. Gargle three times a day with saltwater (1 glass of warm water with 1 teaspoon of salt mixed in). Take a hot shower.

There are a variety of water treatments which can be applied:

- Take a hot mustard foot bath to increase eliminations and reduce head and sinus congestion.
- Take a hot Epsom salt bath while drinking sweating teas. Pour Epsom salts (1-2 lbs.) into a hot tub. While soaking, drink 2-3 cups of hot pleurisy root tea. Immediately after the bath, get into bed and cover with plenty of blankets, so profuse sweating can begin.
- Take a hot ginger chest compress.
- Use salt water nasal douche to open the sinuses.
- Apply a trunk pack. Apply a full cold trunk pack each evening. The objective is to

stimulate skin elimination and induce perspiration. Leave it on for at least 3 hours at night.

- Take a steam inhalation, using eucalyptus, pine needles, cloves, and/or thyme.
- Apply a cold compress to the neck, and leave it on for 1-3 hours or all night. It must (must) dry out before morning, or the value has been lost. If it does not change into a heating compress, it can increase the sore throat condition.

PREVENTION—Once contracted, a cold must run its course. So it is better, far better, to prevent it than cure it. The best prevention is to live right, eat right, get enough out-of-door exercise to strengthen the body, and get enough rest. Do not skimp on sleep at night, especially in the colder months. Do not share food with someone who has a cold. Be sure and dress warmly enough when it is cold. Do not sit in a draft. Do not go outside with a wet head.

Many people, who are especially susceptible to colds, never get them. They have learned to live above the level where they contract such infections. Learn the distant early warning signs.

ENCOURAGEMENT—Christ died so you could be forgiven of your sins, and, by His grace, be enabled to obey His revealed will, as written in the Ten Commandments. Some people obey this one, and some obey that one. But God wants us to obey all ten precepts, as given in Exodus 20.

COUGHS

SYMPTOMS—Frequent coughing, either productive (producing phlegm) or not.

CAUSES—Coughs often accompany colds and other infections, and are a reflex action to clear the airways of mucus, foreign bodies, an irritant, or some type of blockage.

A bronchial cough is tight and painful. A sinus infection generally drips mucus down the throat, producing a cough.

Croupy coughs produce a loud raspy sound, bringing up phlegm with difficulty. A few drops of lobelia herb under the tongue every few minutes will relax the cough muscles and may loosen the mucus. Be sure and drink enough water and other liquids, so the mucus does not become thick.

Damage to the lung tissues, caused by pneumonia, can result in a chronic cough.

While on the subject of coughs, there are two other kinds of cough:

Lung cancer or tumors can produce a mild cough, which gradually becomes worse, possibly accompanied by blood.

Then there is smoker's cough. Lung cancer may follow, unless the tobacco is thrown away.

If there is any suspicion of tuberculosis, read that article.

TREATMENT—

- Apply eucalyptus oil inhalations, 10 min. a day, will help.
- An excellent cough syrup is made by mixing equal parts lemon juice and honey, with a little cayenne pepper tea. Take 1 tsp. when needed.
- Boil a quart of water; lower the fire as much as possible and add a half tsp. cayenne pepper. Wait a few minutes, then wet a towel in the water, wring it out and wrap it around the neck. Keep the water hot and change this fomentation every 3-4 min, doing this for a half hour while feet are soaked in hot water.
- Helpful herbs include licorice, fig leaves, mullein, vervain, oregano, bay leaves, hyssop, and thyme. Take 3 cups a day (1 tsp. granulated herbs per cup boiling water. Never boil the herbs. Never use aluminum ware).
- Mix thick flaxseed tea with 1-2 drops eucalyptus oil, and drink slowly.
- Add a tsp. salt to a pint of soft, warm water; snuff it up the nose, then blow it out gently. Repeat till the nose is entirely clean of mucus. Then gargle the throat and rinse the mouth out thoroughly with similar salt water.
- Whenever there is a cold, keep the nose and mouth clean. This will tend to keep the cold from going down into the lungs.
- Cleanse the colon with high enemas. Continue until they reach the upper part, where the transverse colon is.
- If there is any nausea or bad feeling in the stomach, take an emetic to vomit it out. Lukewarm water, or water with a little salt in it will generally help do this. Drink all the water possible, and then run the finger down the throat. Repeat till the stomach is clean. Then drink a few cups of a hot herb tea (such as sage, hyssop, yarrow, black cohosh,

peppermint, or chamomile). Later in the day, drink some more.

- Keep quiet and stay in bed. Take only fruit juices (or lemon juice in hot water). Later drink the broth of thick white potato peeling soup (also called potassium broth).

HYDRO—The following suggestions are from the author's book, *Water Therapy Manual* (see [order sheet](#)) (pp. 181, 208, 217, 246):

Heating Chest pack, to be changed every 6 hours. If temperature is elevated, change chest pack every 2-4 hours. Copious water drinking, 2-3 pints daily.

Fomentation to spine; sipping hot water; Chest Pack. Cold Compress to the throat; gargling hot water several times daily; Steam Inhalation 15 min. every hour, sipping half a glass of hot water when inclined to cough.

For irritable cough, without expectoration: Sipping very hot water; gargle hot water; Steam Inhalations; avoid mouth breathing; keep air of room warm (75-80° F.), and moist with steam; carefully avoid exposure of back of neck, chest, or shoulders to drafts, or to chill by evaporation during treatment.

For cough with viscid expectoration: Copious hot water drinking; fluid diet; Fomentation to chest every 2 hours, followed by Heating Compress.

For painful cough: Fomentation to chest every 2 hours; tight bandage about chest to restrain movement if necessary; Revulsive Compress for 15 min. every 2 hours or often as needed. Dry cotton Chest Pack between applications.

For ineffective cough: Increase expulsive power by rubbing, or percussion of the chest with the hand dipped in ice water, or slapping the chest with a cold, wet towel.

ENCOURAGEMENT—Christ knows every temptation that comes to man, and the capabilities of each human agent. He can help you overcome and obey His Ten Commandment law. He died to take away your sins, and give you strength to live right.

CHILLS

SYMPTOMS—Sweating, shaking, trembling and unable to feel warm even when bundled up with blankets.

CAUSES—Chills often occur with flu and other virus infections.

TREATMENT—

- Do warm-ups with clothing covering the head and neck.
- It is very likely that something serious is developing. Immediately start on a cleansing program. Go to bed, fast on fruit and vegetable juices, or lemon juice. Soak the feet in hot water, get into a tub of hot water, or take a steam bath.
- Herbs include blue vervain, cayenne, chamomile, oregano, hyssop, skullcap, peppermint, white willow, and catnip.

—Also see "[Poor Circulation and Chills.](#)"

ENCOURAGEMENT—We are to keep our minds stayed upon God; and in our weakness, He will be our strength; in our ignorance, He will be our wisdom; in our frailty, He will be our enduring might.

HEAT PRODUCTION, INCREASE

HYDRO—Here are hydrotherapy treatments discussed in the author's book, *Water Therapy Manual* ([see order sheet](#)):

To warm up the body: The Heating Wet Sheet Pack, which begins when the warming pack has raised the body temperature slightly above its usual degree; and ends when general perspiration begins. Once achieved, for best results this should be continued for about 20 min. (pp. 63-64).

To increase heat production: The Tonic Frictions, which include the Wet-hand Rub, the Cold Mitten Friction, and certain others (pp. 98-106).

The following listing of heat producing water treatments is arranged from most to the least powerful, and is primarily composed of tonic and fever-reducing applications: Graduated bath. Cooling Wet Sheet Pack. Cold Friction Bath. Prolonged Tepid Full Bath at 88° F. Cold Full Bath, followed by a short Hot Full Bath, Pail Pour, or Shower. Tepid Pail Pour. Cold Pail Pour. Cold Compress. Graduated Compress. Evaporating Sheet. Cold to head and neck. Cold to spine. Cold to abdomen. Cold over heart. Cold colonic. Tepid or cold enema. Cold water drinking, a measure that should be combined with all the

others named above. Cold air bath (*p.* 39).

It is the impression of cold on the thermic nerves of the skin that best increases heat production. The more intense (and sometimes prolonged) this impression, the greater the desired effect. The most intense effects are produced by prolonging the application until the temperature of the body has been slightly lowered. But if the cold is greatly prolonged, or is repeated at short intervals, the heat-rise effect fails (*p.* 42).

ENCOURAGEMENT—Amid the perplexities that press upon the soul, there is only One who can help us out of all our difficulties, and bring us peace of heart.



Section 1

General Problems

Part 4

Infections

VIRAL INFECTIONS

SYMPTOMS—fever, muscular aches, chills, and headaches.

CAUSES—Viruses can be especially serious. Viral infections include the common cold, measles, influenza, tonsillitis, croup, infectious hepatitis, mononucleosis, asthma, and certain bladder infections.

TREATMENT—

- The various chemical drugs (including antibiotics) fight bacterial invasion. But they are powerless against viral infections. Yet, in contrast, the body uses the same variety of powerful defenses to resist and overcome both bacterial and viral crises! So help your body win the battle. The Lord has placed strong defenses against sickness within each of us. We can claim them more fully if we are living according to the laws of health.
- Vitamins C, A, and B6 are especially helpful. Also see the rather complete list of helpful suggestions under Common Cold.
- Vitamin A is a powerful antioxidant and free radical eliminator. Vitamin B complex and selenium (500-1,000 mcg/day) are other effective agents.
- Vitamin C (2,000-10,000 mg daily, in divided doses) works in the white blood cells to produce a powerful antiviral task force.
- Zinc (50-100 mg daily) is also important in adding the body's own immune functions.
- Helpful herbs include echinacea and goldenseal, Garlic is another powerful helper.

PREVENTION—When the invaders are strong and many, and the body is in a weakened condition, then trouble begins. Keep yourself in good health. Get enough rest, exercise in the open air, and maintain a balanced, nourishing diet.

ENCOURAGEMENT—God can help you, if you will daily seek Him for that help. Unless we continually cherish a close walk with God, we will be tempted to separate from Him, and walk alone.

INFLAMMATION

SYMPTOMS—Swelling, heat, pain, tenderness, fever, discharges, edema, and/or allergies.

CAUSES—Inflammation can result from injury, strain, arthritis, bacterial infection, and cancer. A part of the body is reacting to trauma or infection. Any organ or tissue can become inflamed. When internal, it is often associated with bacteria.

Inflammation is a reaction of the body to defend and heal itself after something occurs (a bruise or injury, etc.). Heat, redness and swelling are generally present. When severe, a fever may accompany it. If not cared for promptly, infection could develop.

TREATMENT—

The treatment is similar to that for the other conditions discussed in this section on Infections.

- Bromelin, taken on an empty stomach and with a small amount of magnesium and L-cysteine, has anti-inflammatory activity. Calcium, kelp, and alfalfa are also important. Primarily eat raw foods, and avoid all junk food.
- Charcoal poultices or clay packs are helpful.
- Drink a tea of hyssop, chickweed, vervain, mint, and sage. Read again the section on the Common cold.

Place a compress of fenugreek or chamomile on the area.

—Also see "[Common Cold](#)."

ENCOURAGEMENT—Christ is ever seeking to draw souls to Himself, but Satan is seeking to draw

them away. We must resist the temptation to separate from our Lord and Saviour. He is the only One who can help us amid all our trials and needs.

INFLUENZA—1 (Flu, La Grippe)

SYMPTOMS—Prostration, fever, chills, high fever, sore throat, headache, aching behind the eyes with light sensitivity, abdominal pain, hoarseness, cough, enlarged lymph nodes, aching of the back and limbs, and frequent vomiting and diarrhea. The person feels cold and shaky, but is sweating. Serious complications, such as pneumonia, sinus infections, and ear infections, can develop.

The earliest signs are similar to those for the common cold: weakness, headache, and aching in the arms, legs, and back. He may feel feverish, and then chilly. The flu also generally brings on a dry throat and cough, and extreme weariness.

CAUSE—Also known as "the flu," influenza is a highly-contagious viral infection of the respiratory tract. It is easily spread by sneezing and coughing. Individual strains continually change, so vaccines are not very successful.

There are three main types of influenza: A, B, and C. Type A is the most common; all are air-borne and most frequently spread by droplets (coughing, sneezing, kissing, and using drinking glasses and towels). Flu epidemics occur every 1-3 years, generally in the autumn or winter. A major epidemic occurs about every 10 years, because the virus type has changed.

Because it is a viral infection, influenza may appear suddenly after an incubation of only 1 to 3 days (most frequently 48 hours after exposure). So begin treating it as soon as you can. The quicker you start treating a physical problem, the easier and more quickly it can be solved. After 2-3 days the fever usually subsides and, if cared for properly, the other acute symptoms rapidly diminish. But the cough, weakness, and fatigue may persist for several days or weeks.

TREATMENT—

- Give fluids (fruit juices, vegetable soups) to replace fluid and electrolytes lost through sweating, diarrhea, fever, and vomiting. Drink at least 10 glasses of water a day to keep lung secretions thin. Give vitamin C to bowel tolerance (3,000 mg or more, spaced through the day). Also vitamin A and zinc (50 mg thrice daily), and B complex. Vitamin A protects the lining of the throat.

- Eat lightly and carefully. When it is time to make the transition from liquids to food, emphasize bland, starchy foods. This would include dry toast (so it will be chewed better), bananas, applesauce, boiled rice, cooked cereal, and baked potatoes.
- Antibiotics have no effect on the flu virus, and should not be used. Do not smoke, drink liquor, use coffee, or eat junk food.
- Because influenza can lead to secondary bacterial pneumonia, it is also well to include echinacea and goldenseal.
- Take an enema at the first symptom. For fever, take catnip tea enemas, plus a 1/4 to 1/2 teaspoon of lobelia tincture every 3-4 hours until the fever drops. This is also for children.
- The eucalyptus oil vapors are also good. (*See "[Common Cold.](#)"*)
- Another worthwhile formula is slippery elm bark powder (1 tablespoon), mixed with boiling water (1 quart) and honey (half a cup). Put in a jar and give one teaspoon every 3-4 hours for cough and sore throat.
- Gargle with salt water to help relieve the sore throat (1 teaspoon salt in 1 pint warm water). Soak the feet in hot water to ease a headache or nasal congestion. Occasionally breath deeply in and out to refresh and strengthen the lungs, and remove wastes.
- Humidify the air in the room. Make sure the air is warm, but also has a current of air to keep it oxygenated. But it should not be drafty. (A draft on the patient is defined as occurring when the skin becomes cooler than the forehead, or the patient is not comfortable.) Keep warm. Wear warm, close-fitted bed clothes. Back rubs may be given to increase comfort.
- Helpful herbs include cinchona bark, ginger, eucalyptus, slippery elm, sea buckthorn, yarrow, white willow, and wormwood.

PREVENTION—Be careful, for influenza is sometimes fatal, especially for children and the elderly. Those who are not hardy and poorly nourished are especially susceptible. If you have a respiratory ailment (asthma, emphysema, pneumonia, etc.), solve it as soon as possible. One thing can lead to another till you are prostrated with sickness. The flu can often lead to ear infections, pneumonia, and sinus infection.

Children who frequently come down with the flu should be checked for hypothyroidism. Check his temperature under the arm with a thermometer.

A case of flu is becoming serious if the voice becomes hoarse, he develops pains in his chest, he has

difficulty breathing, or he starts bringing up yellow- or green-colored phlegm. It may be best to see a physician, if this has not already been done.

—See "[Common Cold](#)" for how to differentiate between a heavy cold and the flu. Also see "[Influenza—2](#)."

ENCOURAGEMENT—We must have faith that will not be denied, faith that will take hold of the unseen, faith that is steadfast, immovable. Christ can help you, right where you are. Not only can He solve your physical problems; He can guide you all the way to the Holy City above.

INFLUENZA—2 (La Grippe) (J.H. Kellogg, M.D., Formulas)

INCREASE GENERAL VITAL RESISTANCE AND AID ELIMINATION OF POISONS—Sweating (Full) Baths, followed by vigorous cold applications (Cold Pail Pours, Showers, Frictions, etc.); Hot blanket Pack or Hot Full Bath; Hot Leg Bath with Fomentations to chest or spine, followed by Cold Mitten Friction, Cold Towel Rub or Wet Sheet Rub; Sweating Wet Sheet Pack. Copious water drinking; large Enema once or twice daily.

PAIN IN HEAD, BACK, AND LEGS—Very Hot Leg Pack till general perspiration begins, followed by Cold Mitten Friction, or Cold Towel Rub, keeping limbs very warm.

FEVER—Sweating Wet Sheet Pack and Neutral Bath; Cold Mitten Friction; Cold Towel Rub; copious water drinking; Cooling Enema.

HEADACHE—Hot and Cold Head Compress, Fomentation to face and especially over eyes (but be sure eyes are closed and covered with dry cloth).

NAUSEA—Ice Bag over stomach.

VOMITING—Hot and Cold Trunk Pack; withhold liquids.

ENEMA—Neutral Enema after each bowel movement. Cold Abdominal Compress, changing every 15 minutes.

COLIC—Hot Enema; hot Fomentation over abdomen.

INFLAMMATION OF EYE OR EAR—Fomentation over affected part; derivative treatment to legs;

Hot Leg Bath; Hot Foot Bath; Prolonged Leg Pack.

RHEUMATOID INFLUENZA—Hot Blanket Pack 2-3 hours once or twice daily, followed by Cold Mitten Friction carefully given and wrapping in dry flannels. Repeat pack twice a day. Fomentation over especially painful parts, several times daily, followed by Heating Compress in interval between.

GENERAL METHOD—Combat lung and visceral congestion by maintaining warmth and activity of the whole cutaneous surface, giving special attention to the lower extremities so as to divert blood away from the cranial and pulmonary cavities. Sweating procedures may be employed with vigor and frequently repeated if followed by short Cold Frictions given in such a way as to avoid general chilling of the surface.

- If any of the following related problems exist, see under their respective headings: [Bronchitis](#), [bronchopneumonia](#), [Pleurisy](#), [Neuritis](#), [Lobar pneumonia](#), [Meningitis](#), [Nephritis](#).

—Also see "[Influenza—1](#)."



Section 1

General Problems

Part 5

Fever

FEVER

SYMPTOMS—A fever is an elevation of body temperature above normal. A fever is not a disease, but a symptom that an infection or disease is present. Fevers are common in a wide variety of diseases, from mild to severe.

Symptoms include headache, flushed face, body aches, nausea, little or no appetite, and sometimes diarrhea or vomiting. Skin may be warm with some perspiration, or hot and dry. The elevated temperature is an effort by the body to burn out infection, and the perspiration helps eliminate toxins. Therefore a partial fever may be helpful to the body in fighting the infection. If the fever does not get too high, let it run its course. Many enzymes, antibodies and white blood cell responses are better during slightly elevated temperatures.

MORE ABOUT FEVERS—Normal is generally considered to be within a range of 97° to 99° F., but it can vary among individuals. If it is 100° F. or above, it is a fever. One should not have undue concern unless the body temperature rises above 102° F. in adults or 103° F. in children. Then call a doctor immediately.

When body temperature is not more than 5° above normal, it does not completely interfere with body functions. But levels above 105° F. are dangerous; at 106° F., convulsions are common; at 108° F., irreversible brain damage frequently results.

TREATMENT—

- If the fever gets too high (above 102° F. in adults or 103° F. in children), immediately immerse the body in tepid water to lower the temperature.

- Other suggestions would include: ice packs on the forehead, running cool water over the wrists, cool baths and drinking certain herb teas, such as feverfew, cinchona bark, and/or white willow. Others include meadow-sweet, sea buckthorn, European holly, and mugwort. A poultice can be made from echinacea root to lower fever. Linden tea can induce sweating to break a fever. Black elder tea is also good.
- Keep in mind that the fever is not the infection; the infection must be solved, as well as the fever.
- Vitamin C and lemon juice are especially helpful. Other nutrients include vitamin A, B complex, B1, D, calcium, potassium, and sodium.
- There is a loss of protein during a fever. Caloric needs are higher, and metabolism is increased. Greater fluid intake is required. As fluid is lost, sodium and potassium are lost. Drink plenty of distilled water; also fruit and vegetable juices. It is important that solid food be avoided until the fever reduces.
- Nutrient-rich juices are especially helpful: beet juice, carrot juice, etc.
- For a feverish child, embed a grape or strawberry in a cube of frozen fruit juice, and let him suck on it.
- Never give aspirin to children. It can trigger Reye's syndrome, a potentially fatal neurological illness.
- He needs lots of oxygen. Make sure there is a current of air in the room; open the window. Get smokers out of the house.
- Wet compresses help reduce temperature. Remove them and apply new ones as he heats the old ones. Apply them to the forehead, wrists, and calves. Keep the rest of the body covered.
- Cool tap water can be sponged on the skin to dissipate excess heat. Wring out a sponge and wipe one section at a time, keeping the rest of the body covered. Because of rapid evaporation, you will not need to dry him with a towel.
- Some people shiver when they have a fever. In such cases, immerse them in a tub of warm water. This will also lower temperature. For babies, give room-temperature baths. Sandwich them between wet towels, which are changed every 15 minutes.
- If very hot, remove more covers and clothes; if chilly, add them.

- When signs of fever are gone, be sure to prevent chilling.
- Putting too many clothes on a child can actually cause a fever.

REOCCURRENCE—If feverish flu-like symptoms keep reoccurring; in children this might indicate diabetes, and in teenagers and adults Epstein Barr virus.

—Also see "[Fever Diseases](#)." Also see diseases listed under "[Childhood Problems](#)" ("[Chickenpox](#)," "[Diphtheria](#)," "[Measles](#)," "[Mumps](#)," "[Scarlet Fever](#)," etc.).

ENCOURAGEMENT—Christ came so that whosoever believeth in Him may be saved. As the flower turns to the sun, so our eyes should turn to Him. We dare leave Him, lest we fall away. God can help you, just now.

FEVER DISEASES, ACUTE (J.H. Kellogg, M.D., Formulas)

FEVER DISEASES (ACUTE): COMPLICATIONS—This section deals with a number of complications that commonly arise during febrile (fever) disorders.

GASTRITIS—Fomentation every 3 hours, followed in intervals between by Heating Compress at 60⁰ F., to be changed every 30 minutes.

ENTERCOLITIS—Large Hot Enema (100⁰F.), followed by Neutral Enema (96⁰ F.) after each bowel movement. Fomentation to abdomen every 3 hours. Heating Compress at 60⁰ F. during intervals in between, changed every 30 minutes.

PERITONITIS—Hot Enema 3 times daily; Fomentation every 3 hours; Heating Compress at 60⁰ F. during the intervals between, changing every 30 minutes.

PERICARDITIS and **ENDOCARDITIS**—Fomentation for 30 minutes every hour, followed by Ice Bag or Cold Compress, to be removed for 5 minutes every 15 minutes. Hot Hip and Leg Pack if extremities are cold. Cold Mitten Friction to maintain surface circulation.

PHLEBITIS, ARTHRITIS—Hot Blanket Pack followed by Cold Mitten Friction, carefully avoiding the affected part, or Hot Pack to affected limb 15 minutes every 3 hours. The Hot application should be followed by the Heating Compress which is changed after the next hot application, and retained during

the interval between.

LARYNGITIS—Steam Inhalation; Fomentation to throat every 3 hours with Heating Compress during the interval in between, renewed every 15 minutes at first, later once an hour. Derivative applications to legs, Hot Foot Baths, Hot Leg Packs, Heating Leg Pack. Repeat 3-4 times daily. Fomentation for 15 minutes every 3 hours, with well-protected Heating Compress between, changing once an hour. Derivative treatment to lower extremities. Steam Inhalation 15 minutes every hour.

BRONCHOPNEUMONIA—Fomentation to chest every 2 hours, Heating Compress at 60⁰ F., during the interval in between, changing every 30 minutes; Hot Blanket Pack for 15 minutes, followed by Heating or Sweating Wet Sheet Pack, 1-3 applications each 24 hours.

PLEURISY—Fomentation every 15 minutes until pain is relieved. Repeat every 3 hours; well-protected Heating Compress during the interval between. Tight bandage about chest, if needed to control pain.

NEPHRITIS, ALBUMINURIA—Hot Blanket Pack for 30- 60 minutes 2-3 times in 24 hours. Follow by Cold Friction. Protect the surface and maintain vigorous surface circulation. Large Enema 3 times a day; copious water drinking; Fomentation to lower back region every 4 hours for 30 minutes, followed by Heating Compress during interim between; Ice Bag over lower sternum.

EDEMA—The same treatment as for Nephritis, Albuminuria, just above, with the addition of the Cold Compress over the heart for 15 minutes every 2 hours.

DELIRIUM—Ice Cap; Ice Collar; Heating Wet Sheet Pack continued 1-2 hours. Prolonged Tepid or Neutral Bath.

PARALYSIS—Ice Cap, ice to spine; alternate with Fomentation for 3 minutes every 15 minutes, repeating 4 times. Repeat every 4 hours.

CONVULSIONS—Ice Cap; ice to spine; Hot Hip and Leg Pack. Hot Full Bath 105⁰ F., 5-8 minutes, with ice to head and neck.

ABSCESS—Fomentation for 15 minutes every 2 hours; Heating Compress at 60⁰ F. during the interval between. Renew every 15-30 minutes.

VISCERAL INFLAMMATION—Large hot Fomentation over inflamed part for 15 minutes every 2 hours. During the interval between, Heating Compress at 60⁰ F., renewed every 15 minutes during the acute stage. Later, Fomentation 3 times a day, with continuous Heating Compress during intervals between.

THREATENED GANGRENE—Alternate Compress every 3 hours, Heating Compress or dry heat

during the intervals between.

TYPHOID STATE—Aseptic diet; copious water drinking; Neutral Enema at 95⁰ F. daily; prolonged Neutral or Tepid Bath; Graduated Bath.

—Also see "[Fever](#)."

SMALLPOX—1 (Variola)

SYMPTOMS—It takes 12-14 days for the disease to develop after exposure. Several days of discomfort is followed by a severe chill, intense headache, terrible pain in the back and limbs, vomiting, fever, loss of appetite, and sometimes convulsions.

Then the fever lowers and the eruptions appear. The pain disappears, but the highly contagious disease can still be given to others.

The rash of smallpox initially consists of dark red papules, especially on the forehead, neck and wrists. They gradually fill with clear serum, becoming vesicles, which become depressed at their centers and then fill with pus (called pustules).

CAUSES—Unsanitary living conditions, and poor diet.

TREATMENT—

- Call a physician.
- Keep the sick person in bed with the windows darkened, yet maintaining ventilation and an even, moderate temperature.
- Put him on a fast of juices, give plenty of lemon juice. Follow with a light diet of vegetable broth, oatmeal water, and fruit juices.
- Give high herb enemas, and clean out the bowels.
- When the skin is hot and dry, give him fluids every hour until there is free perspiration.

- If the fever rises above 103° F., reduce it by means of tepid sponges, and tepid enemas.
- Hot fomentations can partially relieve pain in the legs and back.
- Bathe him with goldenseal root tea, or yellow dock root, or burdock root.
- Open the pustules by pricking with a sterilized needle, about 4 days after they come to a head. Then bathe them with hydrogen peroxide.
- Bathing the pustules with goldenseal tea will often keep pitting from occurring. Another formula is to mix goldenseal with Vaseline and apply to the pustules to keep from pitting. Yet another formula is bathing the skin with a tea of yellow dock root and goldenseal.

—Also see "[Smallpox—2.](#)"

ENCOURAGEMENT—It is beyond our power to conceive the blessings that are brought within our reach through Christ, if we will but unite our human effort with divine grace.

SMALLPOX—2 (J.H. Kellogg, M.D., Formulas)

GENERAL—Spare, aseptic diet; water drinking. See "[Scarlet Fever: Build General Resistance.](#)"

LUMBAR (LOWER BACK) PAIN—Fomentation or Hot Trunk Pack every 3 hours; Heating Pack during interval between, changing every 30-40 minutes.

NAUSEA AND VOMITING—Ice Bag over stomach, Hot and Cold Trunk Pack.

CONSTIPATION—Cold Enema daily; colonic at 70° F. daily.

DIARRHEA—Enema at 95° F. after each movement; Fomentation to abdomen; Cold Compress to be changed every hour.

DELAYED ERUPTION—Hot Blanket Pack or Hot Bath followed by Sweating Wet Sheet Pack.

FEVER—Graduated Bath; Prolonged Tepid Bath; Cooling Wet Sheet Pack; Cool Enema, with simultaneous Fomentation to back if necessary to prevent chill; large Cooling Compress.

STAGE OF SUPPURATION (PUS FLOW)—Prolonged or Continuous Neutral Bath.

SWELLING OF FACE—Hot Compress to face for 5 minutes every hour; Cold Compress during interval at 60⁰ F., renewed every 20 minutes.

PITTING—Cooling Compress, using red cloth, covering face completely; Red curtains to windows.

HEADACHE and DELIRIUM—Ice Cap, Ice Collar. Hot and Cold Head Compress.

CONTRAINDICATIONS—After the eruption appears, avoid the Wet Hand Rub, Cold Mitten Friction, and all Friction Baths.

GENERAL METHOD—Keep the temperature down, and maintain activity of the skin by Prolonged Neutral and Tepid Baths; aid elimination by copious water drinking; prevent visceral complications by continuous cold to the head and the frequently changed Abdominal Compress. In confluent cases, general septicemia is prevented by Prolonged Full Baths.

- If any of the following related problems exist, see under their respective headings: Broncho-Pneumonia, Endocarditis, Laryngitis, Nephritis, Inflammation of Eye.

—Also see "[Smallpox—1](#)."

CHOLERA—1

SYMPTOMS—A few hours or days after contracting the disease, it suddenly begins, often with sudden cramps in the back, legs, or arms. Often there is severe vomiting. So much fluid is lost that he becomes extremely thirsty, and the skin becomes dry.

Stools become thin, and contain small, white, curdlike masses.

Some cases of cholera are very light, and have few symptoms other than the diarrhea.

CAUSES—

Cholera occurs especially in hot, tropical climates. Filthy living conditions is generally the primary factor. Bowel discharges from those with cholera must be boiled to kill the germs. When this is not

done, the disease spreads. Flies, cockroaches, ants and mice all carry the disease.

But one cannot get it if he only eats and drinks that which has been boiled. Water and milk must be boiled. Vegetables and fruits must be washed, and then immersed in boiling water for a few seconds, then peeled.

TREATMENT—

- Call a physician.
- Keep him quiet in bed. Provide fluids to compensate for the vomiting and fever. Diluted peppermint or spearmint tea is helpful. Have him drink a pint, then put your finger down his throat and help him get it out. This cleanses the stomach. (If he is too weak, do not do that.) Then give him a cup of hot peppermint tea to settle the stomach.
- If vomiting of mucus resumes, repeat the process.
- Goldenseal tea is also helpful.
- Give enemas white oak bark, bayberry bark, and wild cherry.
- Give hot fomentations over the bowels and the full length of the spine.
- All stools and discharges should be burned or disinfected. No one should touch what is used by the patient. Caregivers should wash their hands frequently.
- A diet of oatmeal water or slippery elm water is both nourishing and soothing. Combine with some soy milk to provide a balanced protein.

—Also see "[Cholera—2](#)."

ENCOURAGEMENT—If we will but seek God with all our hearts, if we will work with determined zeal to be a blessing each day, the light of heaven will shine upon us, even as it shone upon faithful Enoch.

CHOLERA—2 (J.H. Kellogg, M.D., Formulas)

IMMEDIATE CONSIDERATION—Secure rest to the stomach and bowels by withholding food. Rest in bed.

VOMITING—Ice Bag over stomach. Ice pills; Ice Compress to the throat. Fomentation to spine; Ice Bag to spine; Hot and Cold Trunk Pack.

DIARRHEA—Hot Enema after each bowel movement; Fomentation over abdomen every 2 hours, duration 20 minutes during interval between Heating Compress at 60⁰ F., renewed every 30 minutes. If the temperature is above 102⁰ F., Prolonged Neutral Bath or Hot Blanket Pack followed by Cold Mitten Friction or Cold Towel Rub.

COLLAPSE—Hot Blanket Pack for 15 minutes, followed by Cold Mitten Friction.

CARDIAC WEAKNESS—Ice Bag over heart.

—Also see "[Cholera—1.](#)"

MALARIA

SYMPTOMS—Chills occur for several hours, followed by drenching sweats every 1-3 days.

CAUSES—There are four types of parasites which are introduced into the bloodstream by the anopheles mosquito. If the disease becomes chronic (recurrent), it results in general debility, anemia, and an enlarged spleen.

Severe cases can be very debilitating. An especially deadly form is called blackwater fever. The skin takes on a yellow tint and the urine becomes progressively darker in color. Few people survive three attacks of blackwater fever.

This disease generally occurs only in tropical climates, but it can and does occur in the United States as well.

TREATMENT—

- Call a physician.
- There are two primary ways to treat malaria:

- One way is by taking quinine. This is an extract of the bark of the cinchona tree. Quinine will generally eliminate the malaria, but a mild to severe hearing loss may also result.
- The other way is to give hot and cold water treatments to the person. This takes work. The result is equally good, but no hearing loss results.
- During the fever, give cold applications (cool wet sheet packs, sponge him off with cool water, etc.). During the chills, give him hot applications (hot packs).
- Give goldenseal tea.

—See "[Fevers](#)" for additional suggestions.

ENCOURAGEMENT—Christ alone can place our feet in the right path. His perfection alone can avail for our imperfection. As we seek, by His enabling grace, to obey His Ten Commandment law, He will do that for us which we could never do for ourselves.

TYPHOID FEVER

SYMPTOMS—Onset comes 1-4 weeks after the germs enter the body. First a tired feeling and general weakness, then possibly a headache and nosebleed. The fever rises higher each day, until by the end of the first week it be 104° F. The evening temperature is distinctly higher than in the morning. Appetite is poor, the tongue is coated, and the teeth and lips have a brownish coat. There is either diarrhea or constipation, and stools are offensive. The abdomen is distended.

CAUSES—Typhoid fever is an acute infectious disease caused by the typhoid bacillus.

Germs are taken into the body through food or drink that has been directly or indirectly contaminated by bowel or kidney discharges from a typhoid fever patient.

If the body was kept clean and only pure food and water was consumed, there would be no typhoid.

TREATMENT—

- Call a physician.

- Put him to bed and give him air and moderate warmth, and lots of water to drink.
- Place him on a diet of fruit juices and vegetable broths. All patients with typhoid fever must have raw garlic to eat.
- Give at least one hot bath every day. Have him remain in the tub as long as possible (30 minutes or longer). Put cold cloths on the head and throat if weak or faint. Finish with a cold towel rub or spray.
- Give a daily high enema.
- Red clover tea and goldenseal tea are both good. Add 1 tsp. red clover blossoms to a cup of boiling water. Steep, and drink 5-12 cups a day.

—*Follow directions under "[Fevers](#)."*

ENCOURAGEMENT—Christ is strong to deliver. Help has been laid on One that is mighty. He encircles man with His long human arm, while with His divine arm He lays hold of all the power of heaven. Trust and obey, for there is no other way, to be happy in Jesus.

YELLOW FEVER—1

SYMPTOMS—Illness begins about 3-6 days after the mosquito bite. Onset is extremely abrupt (within a few hours), with a rapid rise in temperature from normalcy to 103° F. or more. Face is flushed and swollen, and eyes bloodshot. There are severe pains in the head, and down the spine and legs. Pulse is rapid early in the disease.

CAUSES—Caused by the bite of the *Aedes aegypti* mosquito, or one of several closely related species. Rarely occurs today in North America, but is more common in Central and South America. Mosquito netting should be used.

TREATMENT—

- Read the article on "[Fevers](#)" and apply it to control high fever (above 103° F.). Reduce fever with gently given tepid sponges over the body.

- Give a high enema (preferably with a saline enema), and put the patient to bed. He should eat no food for 3 days; instead, squeeze juice of 2-3 lemons into a quart of water and drink 2 quarts unsweetened every day. Drink a quart of an herb tea (listed under "[Fever](#)").
- If vomiting is severe, so water cannot be retained in the stomach, give an enema every 2 hours, of about a half pint of tepid water with half tsp. of baking soda dissolved in it. Give these enemas slowly.
- Give an emetic if there is a lot of phlegm.
- On fourth day, begin giving him light, nutritious food. Give fomentations to the spine, with cold foot bath and cold compress to the head, twice a day.
- To avoid liver damage, do not use tobacco, alcohol, drugs, excess salt, cooked foods, fried foods, processed foods, etc.

—Also see "[Yellow Fever—2](#)."

ENCOURAGEMENT—It is faith that connects us with heaven, and brings us strength for coping with the powers of darkness. In Christ, God has provided means for subduing every evil trait, and resisting every temptation, however strong.

YELLOW FEVER—2 (J.H. Kellogg, M.D., Formula)

MAINTAIN GENERAL VITAL RESISTANCE—Short hot applications followed by Cold Mitten Friction or Wet Towel Rub every 3-6 hours. Copious water drinking; Cool Enema twice a day, more often if vomiting is persistent.

ELIMINATION OF POISONS—Prolonged Neutral Bath; water drinking; Enemas.

CHILL—Dry Pack; hot water drinking.

HEADACHE—Ice Cap; Hot and Cold Head Compress.

PAIN IN LOINS AND LEGS—Hot Hip and Leg Pack, Trunk Pack. Fomentation over lower back.

DELIRIUM—Ice Cap, Wet Sheet Pack to heating stage.

CEREBRAL CONGESTION—Ice Cap, or Ice Collar; Hot Leg Pack; Prolonged Neutral Bath.

GASTRIC IRRITATION—Fomentation over stomach every 2 hours; In between: Heating Compress at 60⁰ F., renewed every 20 minutes; Ice Bag above stomach; Hot and Cold Compress over stomach, or Hot and Cold Trunk Pack.

VOMITING—Ice Pills; if necessary, withhold liquid foods, and give food and water by enema; Ice Bag over sternum; Ice to spine; Fomentation over stomach.

CONSTIPATION—Cold Enema twice daily; Enema.

ALBUMINURIA—Fomentation to the back every 2 hours for 15 minutes each time; In between: Heating Compress, well-protected; Hot Blanket Pack for 30 minutes, followed by short Cold Friction and wrapping in dry blankets; repeat every 4 hours. Ice Bag over sternum; continuous Moist Abdominal Bandage, changing every 2-3 minutes. Copious Enema twice daily.

COLLAPSE—Hot Blanket Pack; Hot Enema; Cold Mitten Friction; Cold Compress over heart; Fomentation over heart for 30 seconds; Cold Compress for 10 minutes; repeat.

JAUNDICE—Prolonged Neutral Bath; large Hot Enema twice daily; copious water drinking; Fomentation over liver every 3-6 hours for 15 minutes each time, with Heating Compress in intervals between.

CONVULSIONS—Short Hot Bath, followed or accompanied by Cold Pail Pour to head and spine; Alternate Compress to spine; Heating Wet Sheet Pack.

COMA—Alternate Compress to spine or Sponging to spine; Hot Enema; Cold Friction; Ice Cap.

GENERAL METHOD—Combat visceral congestion from the start by maintaining a warm and active skin. Copious Enemas and water drinking will encourage elimination of the poison while the frequently repeated cold rubs (Cold Frictions) stimulate vital resistance.

—Also see "[*Yellow Fever—2.*](#)"



Section 1

General Problems

Part 6

Immune Problems

WEAKENED AUTOIMMUNE SYSTEM

SYMPTOMS—It is the immune system which fights infections, and it does this by triggering defenses against invading bacteria. The antibodies and antitoxins of this system recognize these foreign bodies and send white blood cells to attack them. With his immune system weakened, a person is less able to withstand Epstein Barr virus, candidiasis, food allergies, arthritis, multiple sclerosis, cancer, etc. Infections occur more easily. The person is more susceptible to colds, infections, and viruses.

CAUSES—Autoimmune disorders can result from conditions ranging from rheumatoid arthritis to kidney disease. Unrelenting stress, chronic allergies, chronic infections can exhaust the immune system. Medicinal drugs, such as cortisone, prednisone and chemotherapy cause immune depression! Beware of them! Other causes of a weakened immune system are vaccinations and immunizations against common childhood and epidemic diseases. The thymus gland seems to be the most affected by this weakening. The thymus gland is especially important due to its production of T-helper cells.

Prolonged stress, or toxic exposure to chemicals or radiation can weaken the immune system. Severe infections can both result and cause it. An example of this would be allergies (resulting from immune malfunction) which follow a severe case of rheumatic fever, hepatitis, mononucleosis, or other acute viral or bacterial disease. Lack of proper rest is yet another cause.

Yet another cause are nutritional deficiencies. Some natural healing specialists believe that any infectious disease may be considered an immune deficiency problem.

The taking of aspirin has been linked to Reye's syndrome, asthma, low birth weight and birth defects. Meat contains hormones, antibiotics, and bacteria which brings on disease. Alcohol, nicotine, and a high-sugar diet weaken the immune system. Air pollution is yet another problem (move out of the city!) Hypothyroidism can also result in immune deficiency. Marijuana, cocaine, and the morphine family are other culprits. Mercury amalgam fillings are yet another incipient cause.

TREATMENT—

- Eat lots of fresh fruit and vegetables. Obtain adequate protein from vegetables, not from meat. Eat broccoli, brussel sprouts, cabbage, onions, garlic, and similar worthwhile food. Skip the junk food.
- High doses of vitamin A in the form of carrot juice (beta carotene) are especially helpful. That, along with vitamin C, may be the most important vitamins for the immune system. Essential fatty acids (fresh or newly purchased flaxseed oil is especially good); zinc at 50 mg, three times a day; selenium at 300-900 mcg per day, germanium at 50 mg/day.
- Vitamin B complex, especially B6, B12, folic acid, and pantothenic acid. Vitamin E: 400-800 units.
- Herbs include echinacea root, dandelion, red clover, and kelp.

ENCOURAGEMENT—When the soul surrenders itself to God, a new power takes possession of the new heart. A change is wrought which man could never accomplish for himself. By faith in His overcoming strength, obey all the Word of God, and you will be blessed.

LUPUS

SYMPTOMS—It usually begins suddenly with fever, fatigue, arthritis and/or joint pain. Those with it are frequently misdiagnosed as having rheumatoid arthritis. Ninety percent of lupus occurs in women in their 30s. Other symptoms include a characteristic facial "butterfly" rash, severe hair loss, and papular skin lesions. This rash forms over the nose and cheeks in something of a butterfly shape (which tends to intensify because of sunlight).

The skin lesions are small, yellowish lumps. They leave scars when they disappear. ("Lupus" means "wolf" in Latin; indicating the rough-skinned appearance it gives to the skin.)

Also generally present are kidney disease (in 50% of those with lupus) and low white blood cell count.

All this, in turn, produces inflammation of the joints and/or blood vessels, affecting many parts of the body.

Sometimes the first appearance of the problem is an arthritic-like condition, with swelling and pain in

the joints and fingers. Severe cases can affect the brain and heart.

Sometimes the central nervous system is affected, and deep depression, amnesia, seizures, or psychosis can result.

CAUSES—Lupus is an inflammatory disease of the connective tissue. It has been classified as an autoimmune disease, since the body is attacking itself.

Ultraviolet rays in the sun can trigger the first attack. Stress, childbirth, fatigue, infection, chemicals, and certain drugs can also bring it on.

TREATMENT—Dr. Max Gerson used a careful, very nourishing diet, including vegetable and fruit juices and vitamin-mineral supplementation to eliminate lupus in his patients, but the dietary change had to be total or no progress was made. All meat, gravy, fats, junk food, fried food, soft drinks, caffeine, alcohol, etc. had to be eliminated from the diet. The diet had to be low in fat and salt (thus helping the weakened kidneys).

- It is best to eliminate all unsaturated fats. Fats quickly become rancid and, in that form, harm the connective tissue, and wear away the myelin sheath which covers the nerves.
- Avoid eating alfalfa sprouts, for they contain canavain which, in your body, replaces its arginine.
- A vegetable juice fast would be very helpful.
- Do not take birth control pills; they can intensify the lupus.
- Up to 10% of the lupus cases originate by taking medicinal drugs (*New England Journal of Medicine*). Pollutants, additives, chemicals, and certain foods can also bring it on. When the cause is drugs, the kidneys or nervous system are generally not affected, the lupus is a milder case, and it tends to stop when the drug is no longer taken.
- Parasites are associated with lupus. The parasites excrete droppings which interfere with body functions. Until the blood stream is cleansed and the parasites removed, healing cannot commence.
- Allergies can be another causative factor. Search them out and eliminate them. Here are several to consider: beef, cow's milk, wheat, corn, ammonia, hair spray, formaldehyde, perfume ethanol, pesticides.
- Those with Raynaud's disease should live carefully, for they are also prone to

contracting lupus. Those with lupus are often misdiagnosed as having syphilis. Lupus is not AIDS. HIV destroys the body's immune system, but lupus is one's immune system destroying his body.

- Obtain enough rest and exercise. Avoid all stress.
- Echinacea, yucca, red clover, pau d'arco, and goldenseal are helpful herbs.

ENCOURAGEMENT—God's faithful ones have ever been able to obtain help from Him. Give Him your heart, and He will fulfill all your needs. In His strength, you can obey all that He commands in the Bible.

SJOGREN'S SYNDROME

SYMPTOMS—A variety of symptoms keyed to a lack of mucous-secreting glands to not function properly: dry or parched mouth, burning throat, trouble chewing or swallowing, gritty or sandy eyes, eyes which feel like they have a film over them.

Other symptoms include tooth decay, joint pain, digestive problems, dry nose, dry skin, lung problems, vaginal irritations, muscular weakness, kidney problems, burning tongue, and extreme fatigue.

CAUSES—Sjogren's syndrome (pronounced *SHOW-grens*) is a chronic autoimmune disease which was first identified by a Swedish physician, Henrik Sjogren, in 1933.

As an autoimmune disorder, Sjogren's syndrome causes the body's immune system to work against itself, destroying mucous-secreting glands, including salivary and tear-producing tissues.

Although not life-threatening, Sjogren's is progressive, debilitating, and can permanently damage the eyes and mouth if symptoms are not treated.

When Sjogren's occurs alone it is considered "primary." When patients also have an additional connective disease, Sjogren's is called "secondary." These other diseases include rheumatoid arthritis, lupus, polymyositis (inflammation of the muscles), scleroderma (thickening and stiffening of the skin) or polyarteritis nodosa (inflammation of the arteries).

Anyone at any age can be afflicted with this disease. In the U.S., estimates run to 200,000 to 4 million; of which 90% are women.

Because each symptom affects different parts of the body, physicians and dentists often treat the symptom which applies to their field as minor and of little consequence.

Tests are available to diagnose the disease. The cause is, so far, unknown. And, to date, there are no known cures. The treatments, some of which are noted below, only help a person live with the condition, rather than solving it. Yet, if it can save your eyesight or an internal organ, it is worth it.

TREATMENT—You can learn much more about this condition by contacting the National Sjogren's Syndrome Association, P.O. Box 42207, Phoenix, AZ 85023 (800-395-NSSA); they will send you free literature.

- Or contact the Sjogren's Syndrome Foundation, 333 North Broadway, Suite 2000, Jericho, NY 11753 (516-933-6365).
- They will tell you that artificial tears (eye drops) and salivas, ointments and anti-inflammatory drugs are among the treatments prescribed.
- We asked one individual we know, who has Sjogren's and believes in, and regularly uses, natural remedies, and were told this:
 - Women with this problem produce too much estrogen, in relation to the amount of progesterone they make. So purchase progesterone cream and rub in on the belly.
 - For the eyes, add 1/4th tsp. of table salt (or its equivalent in seawater) to one cup of water, bring it to a boil, then let it set until it is tepid. Put some of this in the eyes every so often. Do not use store-bought salt, because it contains aluminum, which may damage the eyes. Take emulsified vitamin A, and use torula yeast. Black walnut husk tea may help.

—Also see "[Dry Tear Ducts.](#)"

ENCOURAGEMENT—Christ is our present, all-sufficient Saviour. In Him all fullness dwells. It is our privilege to know that Christ will be with us, guiding us even to the end. Trust and obey Him. He will give you grace to do it.



Section 1

General Problems

Part 7

Aging

AGING

SYMPTOMS—You are getting old, and you know it.

WHAT TO DO ABOUT IT—Some people age more rapidly than others. Causes can include heredity, or a debilitating disease. But there can be other reasons.

- Exercise is important. Lack of it causes loss of bone and muscle mass, and inevitable physical degeneration. Walk out of doors every day! Your life depends on it. Breathe deeply. Be positive and cheerful as you walk. Hold your head up and enjoy it.
- Hearing loss can accompany aging. Too much fat in the diet, and lack of vitamin A can cause hearing problems. Some physicians suggest that hearing loss is a sign of later heart disease.
- Processes of aging are accelerated by poor living, wrong eating and drinking habits, and dangerous activities. Some people make themselves prematurely old.
- Older people do not absorb nutrients as well as younger people. This includes vitamins, minerals, and amino acids. Enzymes and co-enzymes are not produced as abundantly as they formerly were. Food supplements are needed even more than in earlier years.
- Eat good, nourishing food, but do not overeat. You are not working hard physically, as you once did. Experimental rats were given much less in food calories, and lived 50% longer.
- Systematic undereating is one of the key secrets of longevity. Lose weight and keep slim. Extra weight rapidly ages you.

- Eat lots of fresh fruits and vegetables. A high fiber diet is important. If you are not hungry, then do not eat very much.
- Brittleness and fragility of bones result as calcium is more poorly absorbed. Make sure you are obtaining an adequate supply of calcium, vitamin D, and copper.
- Drink freshly-made carrot juice every day.
- If possible, drink only spring or steam-distilled water. Keep your body's water table high. It will go a long way toward protecting you against later heart and blood vessel problems.
- There is increased oxidation of cells with the advance of years. Take vitamin E to help safeguard against this. Vitamins A and C are also antioxidants.
- The B complex are needed for good brain function, proper digestion, sound nerves, and physical stamina.
- Vitamin C in your diet will lessen the likelihood of strokes and blood vessel ruptures. It strengthens the body, and promotes healing of wounds. It fights infection.
- Make sure you are obtaining enough minerals. Take a vitamin/mineral supplement so you will get enough potassium, iron, selenium, zinc, and all the rest.
- Eat a little Nova Scotia dulse or Norway kelp each day to get those needed trace minerals.
- Stop smoking, drinking, and living in excess. Throw out the caffeine and processed foods. Go to bed on time. If you cannot sleep in the middle of the night, pray and thank God for your blessings. Go outside and breathe deeply of the good night air, then go back to bed and to sleep.
- As much as you can, stay away from medicinal drugs, and you will be happier for it.
- A person who is depressed or negative will age faster. Cheer up, go to God and surrender your life to Him. Obey His Ten Commandment laws and trust your life to Him. Be peaceful in Christ. Find in Him your strength and hope.
- It can be more difficult to deal with stress as you get older. God can help you with that also.

- Find someone to help, write to, and pray for.
- Helpful herbs include ginseng, gotu kola, echinacea, cayenne, pau d'arco, hawthorn, and suma.

ENCOURAGEMENT—What a privilege is ours, to be connected with the Majesty of heaven; the One who loved us and gave His life for us. Never forsake Him, and you will be deeply blessed.



Section 2

Skin

Part 1

Wounds, Bruising

IMPORTANT—Look under the section, [Childbirth and Children: Infant Problems](#) and [Childhood Problems](#), for many more skin diseases.

SKIN PROBLEMS

GENERAL SKIN CARE—The condition of your skin is a window to your lifestyle. Eat, work, rest, exercise properly, and take care of your liver. Avoid oils, fats, and fried foods. Take a cold shower every morning and a warm shower at night. Use less soap and never use strong soaps.

HYDRO—Here are several hydrotherapy applications. These hydrotherapy treatments will be found in more detail in the author's *Water Therapy Manual* (see [order sheet](#)), available from this publisher. Page numbers refer to that book.

SKIN DISEASES—Short, Cold Full Bath (*pp. 124-125*). But restrictions are listed as to who this can be used on.

BURNS—The Evaporating Compress; the Cold Irrigating Compress (cool, wet cloth over the area, to reduce heat or sprinkle water over it, to intensify the cooling effect); if very extensive, the Prolonged or Continuous Neutral Bath.

DRY SKIN—Sweating Wet Sheet Pack, oil rubbed on skin, Cold Mitten Friction, Cold Towel Rub; Wet Sheet Rub, Steam Bath, Hot-air Bath, Electric Light Bath, Sun Bath (*p. 240*).

ERUPTIONS—If *dry*, not irritable, give prolonged Neutral Bath. If *scaly*, alkaline bath (soda bath or oatmeal bath). If *moist* and irritable, cool evaporating compress moistened with soda solution (1 oz. to 1 gal.). If skin is *thickened*, as in chronic eczema, Hot or Alternate (hot and cold) Spray Douche or Compress for 10-15 minutes, 3 times a day. If *extensively damaged* skin (as in pemphigus, confluent smallpox, bad burns), the Continuous Neutral Full Bath until the skin is healed (*p. 242*).

ERYTHEMA—Cool Evaporating Compress or Irrigating Compress (*p. 242*).

SWEATING FEET—Revulsive Douche to feet, with extremes in temperature as great as possible; Alternate Hot and Cold Foot Bath, Heating Compress to feet during night, with Cold Mitten Friction of feet in the morning on arising (*p. 243*).

INACTIVE SKIN—Sweating process, followed by a cold bath (*p. 180*).

INCREASE SKIN CIRCULATION AND TONE—Short sweating procedures, followed by short cold applications— such as Wet Sheet Rub, Shallow Bath, or Cold Douche. Daily Cold morning Bath, Cold Towel Rub, Cold Shower, or Shallow Rubbing Bath. (*p. 226*).

PRURITUS—Prolonged Neutral Bath; copious water drinking; large enema; daily aseptic dietary (*p. 242*).

SKIN GRAFTS—Paraffin Bath (*pp. 79-82*).

SKIN SCALING—Neutral Alkaline Bath daily for 15 minutes to 1 hour (*p. 241*).

BRUISING (Contusions)

SYMPTOMS—Although the skin is not broken, the underlying tissue is injured. The result is some pain and swelling, and perhaps black and blue marks.

CAUSE—Contusions occur when the skin is injured, but the skin is not broken. Blood vessels have been ruptured, and thus have released blood into the surrounding tissue, including the skin.

TREATMENT—

- As soon as possible after an injury, place an ice pack on the bruised area and keep it there for 30 minutes. If done right away, this will keep it from swelling. Often the swelling does more damage than the bruise. Later apply a poultice of greens (fresh or dry), oatmeal, wheat bran, comfrey, or charcoal. Pulverize the charcoal, tie it in a cloth, wet it in warm water, and lay it over the bruise for several hours. Repeat until it is better.

PREVENTION—

- Strengthen the blood and vessels by eating a nourishing diet, rich in green leafy vegetables and fresh fruit. Buckwheat is also helpful; also vegetable juices containing carrot, celery, and beet.

- Take vitamin C, to bowel tolerance (be sure bioflavonoids are included), and vitamin E: 800-1,200 units daily. Go out in the sun and absorb some vitamin D. People with vitamin C deficiencies bruise more easily than do others, for their blood vessels are weaker. Also important is vitamin P (bioflavonoids).

—Also see "[Easy Bruising](#)."

ENCOURAGEMENT—Jesus is ministering on your behalf in the heavenly Sanctuary. He provides you with enabling grace to obey His Ten Commandment law. Thank God for salvation in Christ! He is all we need now, and for eternity.

EASY BRUISING (Ecchymosis)

SYMPTOMS—Frequent and easily made bruising, when others around you do not seem to have this problem.

CAUSE—Low fiber diets, containing little fruit and vegetables. In other words, junk foods such as coffee, tea, white flour products, and soft drinks.

TREATMENT—

- Improve your diet. Take alfalfa tablets and a good vitamin-mineral supplement 2-3 times a day.
- Frequent bruising indicates that the body's clotting factors are not strong. Take more vitamin K. Vitamin D is another natural clotting factor. Take care of yourself—and don't bang yourself against things!
- Some people are more prone than others to produce bruise spots. That can be a sign of kidney and liver disorders.
- Anemia can also cause bruising, as well as allergies.

- Other factors that make one more susceptible to bruising are overweight and the time of menstruation.
- Purplish bumps under the skin which do not heal and look like bruises could be a sign of AIDS. Leukemia can also cause frequent or large bruises.
- Aspirin causes internal bleeding, and can increase surface bruise marks. Also beware of anti-clotting drugs, anti-inflammatory drugs, antidepressants, asthma medicines. Alcohol and hard drugs will weaken the clotting factors also.
- Helpful herbs include burdock, aloe vera, cayenne, kelp, and white oak bark.
- Garlic, alfalfa, and rose hips are useful.

—Also see "[Bruising](#)."

ENCOURAGEMENT—This is the victory that overcometh the world, even our faith. This faith can penetrate the darkest cloud and bring rays of light and hope to the desponding soul. It is the absence of this faith and trust which brings perplexity and distressing fears.

CUTS, SCRAPES, and WOUNDS

SYMPTOMS—Cut, scraped, and torn skin from collisions, falls, or cutting with glass, metal, etc.

TREATMENT—

- If the wound is small, let the blood flow for a short time as you clean it. This helps cleanse the wound better. If the wound is larger, then you need to stop the bleeding first, and then cleanse the wound. Superficial cuts can be cleaned with soap and water or 3% hydrogen peroxide.
- Golden seal root powder helps stop bleeding and promote healing.
- Wounds may be bathed with several herbal washes or poultices, including aloe vera, comfrey, or plantain.

- Squeeze together the edges of the wound and place a butterfly bandage, or something similar, over it. Apply one for every inch of the cut. A small cut can be closed up and sealed with a Band-Aid or gauze wrapped enough to seal it, but not tight enough to hinder circulation.
- To stop bleeding, apply direct pressure. If an artery has been cut, the blood will spurt with each heart beat. Small artery cuts should receive direct pressure by your finger, pressed down over clean cloth on the wound. Larger ones may require a tourniquet to control it until you get help. But do not use a tourniquet unless you have to, for they can be dangerous if left too tight and too long. Placing the wound in ice-cold water will also tend to stop the bleeding.
- If blood soaks through your bandage, add a new one over the old one. If applying pressure does not solve the problem, elevate the limb above the level of the heart, all the while applying pressure with your finger.
- If inflammation or redness occurs later where the cut was, make a strong tea of a nonpoisonous, green herb (Goldenseal powder is the best), and soak the injured area in this hot tea for about an hour every day until it is all right. Re-bandage after each soaking.
- If a finger, etc., is cut all the way off—and there is no help available—quickly place it right back in its own blood, and hold it in place with a wrapping till you can get help. Healing will often occur. Go to the nearest hospital emergency room.
- Give vitamin C orally, to bowel tolerance (1-5 grams).
- Apply tee tree oil to prevent infection, and reapply every 2-3 hours. To accelerate healing, apply locally one or more of the following: vitamin E (it will also reduce scarring), fresh aloe vera juice, or a comfrey poultice.

—Also see "[Bleeding](#)."

ENCOURAGEMENT—Trusting in God, we can have victory in our lives over the sins which so easily beset. Through faith, we today can reach the heights of God's purpose for us. Ever trust Him.

INTERTRIGO

SYMPTOMS—This is an eruption of the skin, caused by two skin surfaces rubbing together (groin, breasts, underarms, or inner thighs)

CAUSE—Bacteria and yeast can grow in those areas and start an ulceration. Intertrigo primarily affects overweight women who perspire heavily or anyone who has urinary incontinence. In people with diabetes, it is more likely to develop into secondary infections. It most often occurs in warm climates and during the summer.

TREATMENT—

- Keep the skin surface clean, dry, and free of friction. Use only natural, chemical-free soaps, deodorants, and other products you place on your skin. These are available from a health food store.
- To add dryness, starch can be applied. But never use talcum (baby) powder. It is ground talc, a soft rock which can cause cancer. Do not use it on your body or a baby's.
- Improve the diet and the general health. Eat garlic, soured products, and acidophilus. Avoid sugar and refined foods, for they nourish bacteria.
- Avoid sitting in one position too long. Wear loose fitting, all cotton, clothing. Make sure it is not rubbing on the skin.
- Helpful herbs include chamomile tea, which soothes the skin, fights bacteria, and help healing occur. Aloe vera gel is also good. Tea tree oil will help the skin heal.

ENCOURAGEMENT—He who could not see human beings exposed to destruction, without pouring out His soul unto death to save them from eternal ruin, will look with pity and compassion upon every soul who realizes that he cannot save himself.

SWELLING

SYMPTOMS—Swellings occur in various parts of the body.

CAUSE—This can be caused by bruising, sprains, infections, arthritis, or edema.

TREATMENT—

- Take bromelin (which is fresh pineapple enzyme), either in tablet form or in fresh pineapple juice.
- Make a tea out of chamomile, comfrey, white oak bark, mugwort, dill, or oregano. Drink it and apply it externally to the swelling.
- A contrast (hot and cold) bath or shower may help relieve it. Cold water alone may do it. A raw potato poultice over the area is helpful.

ENCOURAGEMENT—Man is erring and frail, but God is kind and patient, and of tender compassion. He has heaven and earth at His command, and He knows just what we need even before we present our necessities and desires before Him.

SCARRING

SYMPTOMS—A cut or wound has occurred, and you want to avoid later scarring.

TREATMENT—

- To accelerate healing, apply locally one or more of the following: vitamin E, fresh aloe vera juice, or a comfrey poultice. Of these, vitamin E is especially good in avoiding later scarring. Apply vitamin E locally (topically) and include it in the diet. Prick an E capsule and let the oil ooze over the cut or scar. In some instances, if this is done even old scars will reduce in size and possibly disappear.
- Clean and care for all wounds, so that they heal properly. Close gaps with a butterfly bandage. This will lessen scarring. Do not pick at scabs; let healing progress naturally. Eat healthfully. Be gentle on healing wounds, when rubbing the skin, bathing, etc.

ENCOURAGEMENT—Christ is your Advocate, your Helper, and your Friend. He alone is your Saviour from sin. He can enable you, by His grace, to keep His Ten Commandment law, and do all that is pleasing in His sight.



**ENCYCLOPEDIA
INDEX PAGE**

Section 2

Skin

Part 2

Sores, Ulcers, Burns

BLISTERS

SYMPTOMS—Rounded, fluid-filled spots on the skin.

CAUSES—They are most frequently caused by wearing different shoes or the excessive handling of tools.

TREATMENT—

- Decide whether or not you want to prick it and let out the fluid. It is generally best to prick large ones, and ignore small ones. But if it is likely to break, you do better to drain it ahead of time. Sterilize the area before doing this. Leave the roof on afterward; this protects the skin while healing occurs.

ENCOURAGEMENT—Take the hand of Christ and hold it firmly. He will hold you with a grip that will not let go—unless you choose to wander away after the devil's trinkets.

SORES, ABSCESSSES, PUS

SYMPTOMS—Included here are sores that will not heal, and abscesses, which are large and also have pus. But they do not seem to heal, so become open skin ulcers. The swollen part becomes inflamed and tender. There may be alternate fever and chills. *Also see "[Boils](#)."*

An abscess can form on the surface of the skin or within the body—in the sinuses, teeth, gums, tonsils, lungs, brain, abdominal wall, intestinal tract, breasts, kidneys, etc.

CAUSES—Causes include poor living and bad diet; enervation; lack of rest; worry; exhaustion; as well as toxic poisoning. It may also be caused by an infected wound, an illness, lowered resistance, certain drugs, food allergies, stress, or junk foods. Drugs containing sulphur can produce boils.

Leg ulcers are a special problem; they are open sores which develop on the legs. They are more likely to occur in those with varicose veins. Poor circulation causes the skin tissue to break down. Because we have here a circulatory problem, the following treatment may, or may not, benefit the patient.

TREATMENT—

- For sores that will not heal: vitamin E: 200 units a day. Apply a dressing of fresh comfrey leaves and root or a paste made from raw garlic on gauze for 8-10 hours.
- *For a boil (furuncle), or carbuncle,* follow the directions below for an abscess.
- *For a surface abscess:* Keep the infected area clean with soap and water. Bring it to a "head" by placing hot compresses on it. This will make it soft in the center. (Hot compresses or ice bags will also help relieve the pain; hot compresses also promote healing.) A poultice with 3% boric acid can be used or a hot Epsom salt compress (dissolve Epsom salt in hot water and apply as a compress all night). Echinacea can be used, or a clay poultice. Some use a flaxseed poultice to soften and mature the head. Either it will open itself or, when "ripe," you can open it with a sterile needle. Then flush it clean with a syringe with pure water or one of the above solutions. If bits of puss or dead flesh still remain, apply 3% hydrogen peroxide; then flush out with pure water. The cavity will gradually fill in and heal.
- Take vitamin C orally to bowel tolerance, along with A, B complex, and E. Get plenty of bed rest, and drink lots of fluids to help flush the system. Clean the bowels with an enema once a week. Stay on a vegetarian diet, avoiding heavy starches, chocolate, excess sweets, too many saturated or hydrogenated fats. Brief juice fasts of one to three days are very helpful, especially if you are overweight. Take alternate hot and cold showers every morning and evening (or cool baths every evening). Also good: chlorophyll, garlic, and kelp.
- Drink distilled water with fresh lemon juice, plus 3 cups of goldenseal or echinacea tea, each day.
- Go on a liquid fast for 24 to 72 hours and stay in bed as much as possible during that time. This will cleanse the system and prepare it for a nourishing diet.

- A nutritious diet with adequate vitamins and minerals is needed to correct the problems in the body which led to the abscessed condition.
- A slippery elm bark and lobelia poultice soothes and helps promote healing.
- Apply honey externally to the area. It is believed that honey destroys bacteria by drawing the moisture out of those sores.
- On such open skin ulcers, you can also place herbal poultices, such as German chamomile, marigold, arnica, euphorbia, cliff rose, snake root, and/or witch hazel. Also helpful is red clover tea and carrot and beet juice. Also useful: Burdock root, cayenne, and yellow dock root.
- Applying chlorophyll water to the area several times a day will keep it cleansed.

—Also see "[Boils](#)."

ENCOURAGEMENT—Christ revealed the love of God to mankind. As Jesus was in human nature, so God means His followers to be. In His strength we are to live the life of purity and nobility which the Saviour lived.

CANKER SORES (Apthous Ulcers)

SYMPTOMS—Small oval or round white ulcers that can be very painful. They appear on the tongue, gums, inner or outer lips, or on the insides of the cheeks.

At first it appears as a red, warm spot, which then ulcerates and has a yellowish border. Next, a yellowish mixture of fluid, bacteria, and white blood cells is seen. There is often burning or tingling at the place.

Canker sores are different in appearance than cold sores, in that canker sores do not form blisters.

CAUSES—The Greek word, *apthae*, means "to set on fire." Allergies, stress, vitamin deficiencies, endocrine imbalance, and viral infections are considered to be possible causes.

You are more likely to have them if your parents had them. They generally do not begin appearing till

the age of 20, and occur equally among men and women. Older people have them less frequently. Canker sores generally heal by themselves within a week or two. It is said that as much of 40% of the adult population experiences them. Some people seem to have one after the other. People with Crohn's Disease (an illness of the bowels) are more likely to have them. Vaccines and antibiotics may cause them.

TREATMENT—

- Goldenseal powder or a moistened goldenseal tea bag applied over the ulcer is one of best treatments. It may also bring relief of the pain.
- Wash your mouth with plain hot water, to draw healing blood and help relieve pain. This is a simple hydrotherapy treatment.
- Squeeze vitamin E oil on the sore several times a day.
- As soon as the first tingle is felt, take 500 mg of Vitamin C with bioflavonoids, 3 times a day, for 3 days.

PREVENTION—

- Careful thought will teach you things you do which tend to cause them. This might include mouthwashes, citrus fruit, coffee, or certain other foods—especially sharp, highly seasoned, or tart foods. Do not smoke or chew snuff!
- Onions help reduce their number; include them in your food preparation. Lysine, vitamin B12, and folic acid help also.
- Do not eat meat for two weeks. Meat increases body acidity. Stop eating it entirely, and you are less likely to have canker sores.
- Avoid sugar and processed foods. Citrus fruit cause them in some people.
- Avoid physical damage to the area immediately in, and around, the mouth. Avoid sharp foods, such as peanut brittle. Use a soft toothbrush with no toothpaste.
- Try not to bite the tongue or cheek. Do not talk or turn your head while chewing.
- A hair analysis will help you determine your mineral and pH balance. Maintaining a proper balance can help you avoid canker sores.

- In the Midwest, they put a little earwax on the sore to help heal it.
- If you have repeated attacks of canker sores, something is wrong. With careful checking, you should be able to find it. For example, with some people, it is simply a matter of not overeating on sweet foods, even naturally sweet fruit.
- Beware! If you have a mouth sore which does not heal, see a dentist. There are certain other diseases which first appear somewhat like canker or cold sores—yet which are much more dangerous.

—See also "[Cold Sore](#)." You may also wish to turn to "[Syphilis](#)," which often initially appears around the mouth. However, the appearance of the hard chancre of syphilis is much different than that of canker or cold sores.

ENCOURAGEMENT—God is pleased when we keep our faces turned toward the Sun of Righteousness. When we are in trouble and pressed down with anxieties, the Lord is near, and He bids us cast all our care upon Him, because He cares for us.

COLD SORES (Fever Blisters)

SYMPTOMS—These are thin-walled inflamed pimples which have a tendency to recur in the same area, most frequently at the borders of the mouth, but sometimes on the gums or conjunctiva (the lining of the inner surface of the eyelid). It tends to occur at, or close to, where the skin and mucous membrane meet. First comes a local tenderness with a small bump. Then this bump changes into a blister, and the tenderness may increase. Nearby lymph nodes may become swollen. After about 48 hours, the blisters crust over. Sometimes pus oozes, making eating difficult. Cold sores appear 3-10 days after exposure and may last up to 3 weeks, but generally only 7-10 days.

CAUSE—This is an infectious disease caused by herpes simplex (herpes simplex virus I; *Herpes virus hominis*). But, for practical purposes, there are other causes as well:

Some people never have cold sores, and others have them frequently. Stress is a significant cause. Eating too much sugar is another. Excess ultraviolet light or acid foods cause them in some people. For some women, the onset of menstruation can be a cause. Alcoholic drinking and poor diet also bring them on. Local irritation can be an incipient factor. For some, cold sores tend to occur with a fever, infection, or cold, after exposure to the sun and wind, or when the immune system is depressed.

If cold sores occur frequently, the problem may be low thyroid function.

Cold sores seem somewhat like [canker sores](#) (which see), but they are different in several ways. They form blisters, but canker sores do not. They can form anywhere on the body, although especially on the mouth area or on the genitals. Whereas we are not certain of the bacterial or viral origins of canker sores, cold sores are caused by herpes simplex virus I.

TREATMENT—

- Trust in God and stop worrying about so many things. Eat better, take time to walk outside, and get enough sleep at night.
- Eat plenty of raw vegetables.
- Apply ice for 15-20 minutes at the first sign of tingling. If possible, repeat it frequently. Apply vitamin E between applications. Get enough vitamin A (50,000 units) and B complex. Zinc is also important (zinc gluconate lozenges); dissolve in mouth every 3 hours for 2 days or take 25-50 mg daily. Daily take 2,000-3,000 mg of the amino acid lysine till the cold sore is gone. Protect your lips from sunburn and wind. Exercise plus adequate rest bolsters the immune system, so it can better resist cold sores.
- Also helpful is goldenseal, echinacea, red clover, and pau d'arco.
- If it is not bothering you very much, leaving a cold sore alone is a good idea.

—Also see "[Canker Sores](#)."

ENCOURAGEMENT—We can only see a little way before us, but God sees everything. He knows all about our needs, and He cares for us. He sits above the confusion and distractions of the earth, and all things are opened to His divine survey. From His great and calm eternity, He orders that which His providence sees is best.

BOILS (Furuncles; Carbuncles)

SYMPTOMS—Itching, mild pain, and local swelling, often on the scalp, buttocks, face, or underarms. Within 24 hours, the boil becomes red and filled with pus. Fever and swelling of the lymph glands nearest the boil may occur. Boils are tender, red, painful, and appear suddenly.

CAUSES—Boils are small pus-filled bumps. The medical name for them is *furuncles*.

Carbuncles are many-headed boils which tend to combine and enlarge. They begin as a painful, localized infection, producing pus-filled areas in the deeper layers of the skin. Carbuncles are slower healing than boils. They are both treated alike.

Boils are contagious. Do not let the draining pus get on the skin elsewhere! When it spreads to nearby areas, the result is a carbuncle.

Untreated boils tend to exude their poisons and disappear within 10-24 days. But, given careful treatment, they are contained and less severe.

Keep in mind that if the body is trying to expel a poison (especially sulphur!) through the skin, you may continue to have a string of boils for a time. The body is trying to cleanse itself of something bad. Inorganic sulphur in the body is especially prone to come out in skin boils.

TREATMENT—

- Go on a brief cleansing fast, to rid the system of impurities. The problem may be toxins, but it may be chemical poisoning. One example would be sulphur. Whenever it is taken into the body, it tries to leave—not through the bowels or kidneys—but through the skin.
- While on this liquid fast for a couple days, you may drink 3 cups of an herb tea daily of one or more of the following: comfrey, red clover blossoms, yellow dock root, chickweed, plantain, and wild cherry bark.
- Every night apply a poultice of raw potato mixed with flaxseed. If you apply a poultice during the day, use whole wheat flour and stiffened it with enough honey so it will not run.
- Apply moist heat (a clean towel, cloth, or gauze that is wet in warm water) 3-4 times daily to the boil. This will reduce pain and help bring it to a head more quickly. Avoid irritating the area or spreading the pus. Avoid exercise which might cause sweating until it heals.
- Keep the skin clean by washing it several times a day. Place honey directly over the boil. Alternates would be clay, charcoal, and/or chlorophyll.
- Apply vitamin E oil to the area.
- Some boils are large and persistent. Some type of poison in the body is trying to get out.

Bed rest, a short fast, followed by a light, nutritious diet will greatly help.

- Helpful herbal teas include oat straw, goldenseal, dandelion, and burdock root.

—Also see "[Abscesses](#)."

ENCOURAGEMENT—If we were left to ourselves, we would make mistakes. But we can go to God, our kind Father in heaven, and receive all the help in time of need.

BED SORES (Pressure Sores)

SYMPTOMS—These are deep skin ulcers—especially found on buttocks, hips, sacrum, shoulder blades, elbows, and heels.

CAUSES—These ulcers form during periods of prolonged bed rest, as pressure is continually applied to bony parts of the body. The bedridden elderly, the unconscious, and the paraplegic are those most likely to experience this problem.

Such individuals generally have a high pH (too alkaline), and are deficient in vitamins A, B2 (riboflavin), E, and C, as well as zinc.

TREATMENT—

- Apply sugar or honey poultice to the sore; it will help draw out the poisons. Local applications can also include zinc oxide ointment, aloe vera, wheat germ oil, or comfrey. Avoid meat products. Make a paste out of crushed comfrey leaves and slippery elm, and cover the sores. Wash the sores 3-4 times a day with a combination tea (witch hazel and myrrh or goldenseal). Mix powdered comfrey leaves and slippery elm in equal parts, mix with water, make a paste, spread on a cloth, and tie it over the sore. It can be left on overnight. When dry, sprinkle some powdered goldenseal or echinacea over the sores to disinfect the area; cover with cotton or wool (not a synthetic fabric).
- Improve the diet; this is crucial to solving the problem. Drink enough liquids, even when not thirsty. Avoid processed, fried, and junk food. Do not eat meat.
- The diet should include enough fiber. Oat bran is especially good. The bowels should move every day. Lower the pH with acid foods (such as cranberries).

PREVENTION—Prevention is much easier than treatment.

- Use protective padding on the bed, massage the skin to stimulate the circulation, and keep the skin dry and clean. Turn the patient regularly. Watch for signs of redness. Occasional sunlight to the skin is beneficial. Sponge bathe daily with a mild herbal soap (never with harsh soaps). The bed must be kept clean and the sheet without wrinkles. Sheepskin bed covers help disperse weight more evenly. The use of air or water mattresses can be helpful. Sponge baths are helpful. Loose-fitting clothing allows air to penetrate to the skin (cotton is best). If the patient can sit up, have him do it 3-4 times a day. Sometimes prop him up with a pillow.
- Give a well-balanced, adequate diet. Give plenty of greens and carrot juice. Give vitamins A, B, C, E, and zinc.
- Apply vitamin E oil to the skin area.
- The alternate hot and cold compress is very helpful. This is a fomentation application with the application of a cold compress after it.

ENCOURAGEMENT—Whatever may be the burdens that you bear, cast them upon the Lord. He can solve your problems, He can provide your deepest needs.

BURNS (Scalds)

SYMPTOMS—There are first degree burns (redness), second degree burns (redness and blisters), and third degree burns (the entire skin and some of the underlying muscle is destroyed). For third degree burns, immediately go to a doctor or an emergency room. Even more extreme is a fourth degree burn: Instead of oozing flesh, the area is dry and charred.

CAUSES—Tissue damage to the skin as a result of heat, chemical, electrical, or radiation injury. First degree: usually from sun or water; second degree: generally from hot metal objects, flame-contact burns and severe sunburn; third: hot fluid burns, steam from a pressure cooker, electrical burns, or high flame contact.

TREATMENT—

- *First degree:* Mix equal parts of white vinegar with water and cover the burn surface, twice a day. Also apply aloe vera or vitamin E oil locally. Tannic acid has been used in clinics for surface burns that have begun to heal, so you can use white oak bark tea. Apply locally as a tea and wet compress.
- *Second degree:* Apply vitamin E oil or zinc oxide. Take vitamin C to bowel tolerance. Apply aloe vera after healing begins.
- *Third and fourth degree:* Immediately take the person to a professional. Do not try to remove clothing stuck to the burned area. Apply aloe vera after healing has begun.
- Soak the clothes, so the hot cloth will not increase the burn. Apply cold until the pain subsides.
- Cold water or cold, wet cloths on the area reduce pain and swelling. Cover the burn, to reduce likelihood of infection. Mix and apply olive oil with baking soda to the area. Elevate the area, to reduce swelling, and keep it out of the sun. Do not break the blisters, and never put salves or butter on burns. Watch for indications of infection, odor, pus, or angry redness. Cold clay poultices are useful.
- Second degree, on up, requires a high protein diet and 5,000 calories per day. Increase fluid intake. Also important: vitamins A, B, C, E, and F.
- Applying vitamin E and spraying on a 1-3% solution of vitamin C every 2-4 hours is very helpful. This reduces pain and accelerates healing. Take 1,000 mg of vitamin C orally, every hour.
- Have the patient breathe deeply every so often. He needs the vital oxygen for healing of the burn.
- Fresh aloe vera juice is outstanding on burns, to hasten healing. But this can only be done if you have a growing plant to cut the leaves from.

HYDRO—The following hydrotherapy treatments are listed in the author's book, *Water Therapy Manual* (see [order sheet](#)): Ice Pack (p. 46), Neutral Full Bath (p. 122), Evaporating Compress, and the Cool Irrigating Compress (p. 242). Extensive burns can be treated with the Prolonged or Continuous Neutral Bath (p. 242, 122). Old burns can be treated with the Paraffin Bath (p. 79).

ENCOURAGEMENT—He that keepeth Israel neither slumbers nor sleeps. He is kept in perfect peace whose mind is stayed on God. By His enabling grace, you may obey all His will for your life.

LEG ULCERS

SYMPTOMS—Open sores which develop on poorly appearing skin areas of the legs.

CAUSES—Leg ulcers occur when the blood circulation to the legs is inadequate. Skin tissue tends to erode and ulcers can form. Individuals with varicose veins, thrombophlebitis, or other conditions caused by poor circulation are most likely to develop this problem.

TREATMENT—

- Eat a light nourishing diet with adequate vitamins and minerals. Much of it should be raw. Leafy, dark green vegetables and garlic are important.
- Do not eat meat, and avoid alcohol and nicotine!
- Make a gallon of goldenseal tea (stronger than you would drink); and, after straining out the herb, put the leg in it for an hour. When finished, let it dry for 10 minutes; apply olive oil in, and around, the ulcer. Dust a little powdered goldenseal on it. If needed to keep out insects, put a light gauze bandage over it while letting the air in. It will heal, but slowly. As much as two months may be required.

—Also see "[Abscesses](#)" and "[Boils](#)."

ENCOURAGEMENT—God is pleased when we keep our faces turned toward His Son, Jesus Christ, our only Saviour. When we are in trouble and pressed down with anxieties, the Lord is near. He bids us cast all our care upon Him, for He careth for us.



**ENCYCLOPEDIA
INDEX PAGE**

Section 2

Skin

Part 3

Skin Spots

MOLES (and unknown spots)

CAUSE—Most moles are harmless. But those that are flat, or nearly flat, are larger than the top of a pencil eraser or have a mottled color should be checked. If an existing mole turns blue, white, or red and begins to bleed or develops a crust—have it checked. It may be skin cancer.

TREATMENT—

- To remove a suspected skin cancer (before it has continued long enough to go into the system), fasten a thin slice of garlic to it in the evening and leave on overnight. Do this for 2-4 nights. The spot will slough off; and, as it heals new, fresh flesh will take its place.

—*For more on this see "[Skin Cancer](#)."*

ENCOURAGEMENT—Jesus has said that He has set before us an open door, and no man can shut it. The open door is before us; and, through the grace of Christ, beams of merciful light stream forth from the gates ajar. Be faithful, trust and obey, and your future is bright.

ACNE

SYMPTOMS—Blackheads, whiteheads, pustules, inflamed and infected nodules, sacs, and cysts. They occur where the sebaceous (oil) glands are most numerous: face, neck, chest, and back. Permanently expanded pores, as well as scarring, can result.

CAUSES—A sebaceous gland is located in every hair follicle, and produces oil which lubricates the skin. Some of the oil becomes clogged, bacteria multiply, and inflammation results. This occurs during adolescence (between 12 and 24), when androgens (male hormones) are released in increased amounts in both boys and girls. A few have acne all their lives.

Other causes include junk foods, oral contraceptives, allergies, stress, and heredity.

The problem is intensified when sebum, combined with skin pigments, plugs the pores—and produces blackheads. If scales below the surface fill with sebum, whiteheads are formed.

Canadian Eskimos, prior to 1950, never had acne. When "modern foods" were brought in, acne became common.

TREATMENT—

- Cleanliness is important. Keep the skin washed and clean. Keep the infected area free of all oils. Wash or pat the face with lemon juice 3 times a day. Shampoo the hair frequently. Eat a good, balanced diet, exercise regularly, and get adequate sleep at night. Drop all saturated fats from the diet, along with junk food, fried food, refined food, dairy foods, carbonated drinks, caffeine, alcohol, and tobacco.
- Certain dietary deficiencies have been linked to acne. This includes vitamin B6, zinc, and essential fatty acids.
- Increase raw vegetable intake. Eat plenty of non-citrus fruits, raw vegetable juice, cooked vegetables, salads, whole grains, and a few seeds and nuts. Include some seaweed (for iodine) and pumpkin seed (for zinc).
- Go on a short vegetable juice fast of 1-3 days, along with enemas. It would be well to do this every 2 to 4 weeks, until the skin is perfectly clear.
- Beware of all oily foods which have saturated fats. This would include peanut butter, cheese, milk, and cream. A small amount of unsaturated vegetable oil would be acceptable.
- Herbs which could be applied to the skin would include dandelion root, echinacea, alfalfa, chaparral, and red clover.

ENCOURAGEMENT—At times it will seem that you cannot take another step. Well, wait and know that "I am God," He tells you. "Be strong and of a good courage; be not afraid, neither be thou dismayed, for the Lord thy God is with thee whithersoever thou goest." Trust Him and, by His enabling grace, obey

BLACKHEADS

SYMPTOMS—Blackheads are small, tallow-like plugs formed in the pores by the accumulation of dirt, oil, and bacteria. They are black, at the exposed end, because of oxidation rather than the presence of germs. They generally cause no itching or pain, but are unsightly.

CAUSES—The duct of an oil gland becomes plugged with partly dried oil mixed with, more or less, dust or dirt. Most cases occur between 12 and 30 years of age.

Problems with digestion, constipation, or underactive thyroid and anemia seem to be contributing factors.

Although germs do not cause them, blackheads can easily become infected.

TREATMENT—

- Squeeze out the visible blackhead very gently, with a blackhead remover (available in a drugstore). Never use fingers to do it. Then wash with mild soap and water.
- Sunlight kills the surface bacteria, and thus clears the condition temporarily. But sunlight can also stimulate the oil glands, possibly making the condition worse later.
- Do not overeat. Avoid fat, greasy, or fried foods, ice cream, cream, butter, margarine, chocolate, pastry, sweets, or much starchy food.
- Eat a nourishing diet of vegetables, but avoid corn. Eat protein foods in moderation. Supplement the diet with vitamins and minerals. Vitamin A is important.
- Avoid alcohol, tobacco, coffee, or cocoa.
- Obtain adequate rest at night and keep the bowels open.
- Exercise out-of-doors, but avoid exercise which causes perspiration.
- Put no creams, oils, or ointments on the face. Keep hands away from the face.

- Wash the hair twice a week.

ENCOURAGEMENT—We can have access to God and be accepted by Him, through Christ our Lord. Jesus can strengthen us to obey commands given in the Bible. In Christ, we can overcome our sins.

AGE SPOTS (Liver Spots)

SYMPTOMS—Age spots (also called liver spots) are the flat brown spots which appear on the skin. They are especially noticeable on the back of the hands.

CAUSES—Liver spots are different than freckles. Freckles are caused by melanin pigments which react to the sunlight in fair-skinned people. Liver spots are the result of a "ceroid" pigment build up in the skin of older people.


These latter spots are the outward signs of free radical destruction within the body. There is pre-oxidation of fats—in the cells instead of in the liver. Free radical damage produces waste materials in cells throughout the body, including the brain and liver. The causes are poor diet, eating rancid fats, lack of exercise, excess exposure to the sun, auto-intoxication, and sluggish liver function.

TREATMENT—

- Eat high quality food, purify the blood, nourish the glands, and keep the bowels open. Exercise the body and the mind. Keep the immune system in good shape. Take nutritional supplements.
- A powerful helper is the use of vitamin E (800-1,200 units per day), which tends to destroy free radicals. Also take vitamin A as beta carotene. Obtain all your fats as unsaturated fatty acids.
- Eat quality protein foods and stay away from old seeds and nuts. The oils in them may be rancid. Do not use meat or milk. Do not eat meat.
- Drink enough water, and make sure it is either pure or distilled. Practice deep breathing. Learn how to relax.

- Avoid all alcohol, coffee, salt, tobacco, white flour, and white sugar. Avoid all chemicals, drugs, etc., in foods. Do not overeat. Center your diet around broccoli, cabbage, fruits, whole grains, nuts, oats, seeds, and soybeans. A high fiber diet is important.
- Go on a brief fast, to cleanse the liver.
- Avoid too much exposure to the sun.
- Do not use commercial skin creams. Use olive oil and a warm wet washcloth, then rinse with lemon juice and water.

ENCOURAGEMENT—The gifts of Him, who has all power in heaven and earth, are in store for the children of God. These gifts are precious, for they come to us through the costly sacrifice of the Redeemer's blood. In Christ we can be overcomers.



**ENCYCLOPEDIA
INDEX PAGE**

Section 2

Skin

Part 4

Chapping, Cracking, Itching

CHAPPED HANDS

SYMPTOMS—Red, dry, cracked hands.

CAUSES—The low humidity in the fall and winter dries and irritates the skin. The skin of older people has less natural oils. This prepares you for problems. But the other causes, listed below, you can do something about.

PREVENTION—If you find you have this problem, there are several things you can do, to prevent or lessen it.

- Water removes oils on the skin. But a special kind of water is especially devastating: soapy water. Dish water not only removes oil from the plates, but also from your hands. That is part of the reason why your hands are chapped and your arms are not! When you must wash your hands, try washing only the palms and not the backs—which, having thinner skin, tends to dry out more easily.
- Soak your hands in warm (not soapy) water for a few moments. As you do this, some of the water is absorbed by the dry skin. Then pat dry and gently rub a little vegetable oil on your hands.
- What you place on your skin is absorbed into your body, so beware of all the creams and lotions on the market. The makers of these products are not required, by the FDA, to include food grade ingredients; yet those lotions are absorbed into your system for the body to have to deal with.
- Massage a few drops of glycerine, combined with a few drops of lemon oil (both are available at pharmacies), into your hands at bedtime.

- Put oil on your hands at night, and then slip cotton gloves over them.
- Hot-air blowers tend to chap the hands; use a towel instead.
- Wear white cotton gloves while doing dry work. For harder work, use leather gloves. Regarding gloves, avoid vinyl ones, if you can; they makes the hands worse! The rubber traps the moisture and keeps the skin from breathing.
- Use a long-handled brush, when washing dishes.

ENCOURAGEMENT—Through Jesus, we can have access to God and be accepted by Him. Take God's promises as your own; plead them before Him as His own Words, and you will receive fullness of joy.

CHAPPED LIPS

SYMPTOMS—Chapped and cracked lips.

CAUSES—Low humidity, sunlight, wind, and lack of oil on the lips. Here are several other factors you can control:

TREATMENT—

- Avoid licking your lips; it dries them out. Occasionally place a little vegetable oil on your lips.
- Drink enough water.
- Rub your finger alongside of your nose and then on your lips; that puts natural oils back in them.
- Finish your meal with a small amount of lecithin (which your brain, nerves, and blood vessels need anyway). When you do this, be sure and leave a small amount of it on your lips.
- Vitamin B2 and brewer's yeast both help cracked lips.

- Toothpaste dries the lips; instead use a toothbrush and baking soda.

ENCOURAGEMENT—May we come into the audience chamber, reach up the hand of faith, and cast our helpless souls upon the One mighty to save. He can help us fulfill His beautiful plan for our lives.

DRY SKIN, CHAFING

SYMPTOMS—The skin is overly dry, and there can be a tendency to chafing.

CAUSES—There is both a water loss and an oil loss in the skin. This may seem to be a matter of little concern. But it can be a sign of a more serious problem: essential fatty acid deficiency that can result in cardiovascular disease (stroke, heart attack, etc.)

If you are supplementing with vitamin A, in amounts over 100,000 units daily, dry skin may be the first warning of overdose.

TREATMENT—

- The solution is not superficial creams, but obtaining enough unsaturated fatty acids in the diet. These would be the uncooked vegetable oils, such as wheat germ oil, flaxseed oil, sesame seed oil, corn oil, and soy oil. The oil should be fairly fresh; never use rancid oil, for it destroys the vitamin E in that meal. Take additional vitamin E supplementation (800-1,200 units a day).
- If you are not taking supplemental vitamin A, begin taking a moderate amount (not over 50,000 units a day). Carrot juice will also help.
- For the chafing, wear cotton clothes; not synthetics. Australian wool (the wool which does not scratch) is also good. Wash new inner clothing before you wear it. This softens the fabric. Do not wear coarse cloth next to the skin.
- Cut out all greases and other saturated fatty acids; and, in their place put a tablespoon of a good oil (wheat germ oil, flaxseed oil, almond oil, sesame oil, and corn oil) on your food after it is cooked.
- Drink an adequate amount of water. If necessary, gently rub a small amount of oil over

your body after the bath. Avoid commercial lotions and saturated fats (greases). These are all absorbed by your body.

- For your shower, rinse off every day with lukewarm water, and use as little soap as possible. Do not use hot water.
- Pour 2 cups of oatmeal, ground to a fine powder, into a bathtub of warm water. Tie some oatmeal in a washcloth and, then, use it as a washcloth. Oatmeal is extremely soothing to the body.
- Use soap which has cocoa butter, coconut oil, or another vegetable oil. They do not clean as well, but are more soothing to the skin.
- Keep the house warmer, and it will not be as dry. Use a humidifier to put moisture back into the house.
- For itchy skin, add vinegar to the bath water, and take 2 tablespoons of vegetable oil daily. Helpful herbs include yarrow, violet, and marjoram. Dry brush massage your skin, to tone it up.

ENCOURAGEMENT—We shall never know, until we reach heaven, what Christ went through to enable us to overcome sin here on earth and live with Him forever. Thank God for His inexpressible Gift.

SCABIES (The Itch)

SYMPTOMS—An itching in a body part, which tends to continue, then let up, then continue again. Almost never occurring above the neck, it is most commonly found in hands, finger webs, wrists, elbows, underarms, waist, and feet. In men, it may also occur in the scrotum and penis; in women, the nipples are most often affected.

CAUSE—Scabies is an infectious skin disease caused by an almost microscopic mite, called *Sarcoptes scabiei*. Although he is a little fellow, you know he is there.

Scabies is found on all social levels. Contact, even by a handshake, is all that is needed to acquire it. It


can also be transmitted through clothing and bed linen. It is more common in older adolescents and young people, and in girls rather than boys. People can also get it from touching dogs, other animals, or their bedding. It is a special problem in institutions, such as nursing homes, etc.

Scabies can only be accurately diagnosed by taking skin scrapings and viewing them under a microscope. If one person in a family has them, it is generally well to treat everyone. Children under 15 are often the first to contract them.

TREATMENT—

- Mix flowers of sulphur with petrolatum (petroleum jelly). Sulphur is a poison, so do not swallow it! In addition, it will stain clothing and does not smell good. But it will work to kill the scabies mites. For children, use a 5% sulphur (5% sulphur and 95% petrolatum) mixture; for adults, a 10% mixture. Take a warm, soaking bath before applying the mixture. Apply it for 3-5 nights before retiring. Cover from neck to toes. Have someone else apply it to you, so everything is covered.
- During this period, launder your clothes frequently, using hot water. The mite cannot survive temperatures above 120° F. for more than 5 minutes.
- To reduce the itching sensation soak in a cool bath, starch bath or oatmeal bath (see directions under Dry, Itching Skin); mix calcium gluconate with a little oil and apply to the area.
- Eat foods high in zinc, such as soybeans, sunflower seeds, whole-grain products, yeast, wheat bran, and blackstrap.
- Avoid processed, fried, and junk foods. Use no sugar, chocolate, soft drinks, alcohol, or tobacco.

ENCOURAGEMENT—God's love is revealed in all His dealings with His earthly children. He loved us, or He would not have paid such an expensive price to redeem us from sin. Thank Him every day.



**ENCYCLOPEDIA
INDEX PAGE**

Section 2

Skin

Part 5

Growths

—Also see section on [Tumors and Cancer](#).

WARTS (Papillomas)

SYMPTOMS AND CAUSES—There are three primary types of skin warts:

1 - Contagious (viral) benign skin warts (*verruca vulgaris*); these are also called common warts and may be found on the hands, arms, face, or body. These warts, which can be dark or flesh-colored, may range in size from a pinhead to a bean, and most frequently occur where the skin is in friction with clothing, etc. They can also occur on the larynx (voice box) and produce hoarseness. They can be spread by picking, trimming, or touching them. On the face, they can be spread by shaving.

2 - Plantar warts are *verruca* on the sole of the foot. Both types of *verruca* are actually benign epithelial tumors, caused by a virus.

3 - Venereal warts (*condylomata acuminata*) may be found on the vulva and penis. Venereal warts are caused by the human papilloma virus (HPV), of which there are more than 35 types. Genital warts on a woman can change into cancer of the cervix or genital area. They should be removed! One study showed they can increase the risk of cervical cancer by 200 percent! The incubation period for genital warts is generally 3 months. It can spread to others even before the person realizes he or she has it. Professionals recommend that you not have sexual intercourse until these types of warts are eliminated.

With the exception of plantar warts which are flat, warts are always raised bumps. Where there is constant contact, they can cause discomfort and even pain. Venereal (genital) warts are single or clusters of soft cauliflower-like growths.

TREATMENT—

- Since everyone seems to get better using a different treatment, here are lots of them:
- As with any infection, warts appeared because the body has lowered vitality and lack of resistance. Eat right, keep proper hours, exercise in the open air, and breath deep. Tone up your whole body.
- They also appear more frequently in adolescents who are experiencing hormonal changes, especially between 12 and 16.
- Deficiencies of vitamins A, C, and zinc have all been related to an increased incidence of viral infections.
- The usual methods of removing warts (surgery, acids, burning, electrotherapy, or freezing) often results in their reappearance. The underlying causes should be eliminated: Improve the diet; eat foods high in vitamins A, B complex, C, and zinc. Also increase the sulfur-containing amino acids in the diet, such as are found in asparagus, citrus fruits, eggs, garlic, and onions. Be sure and take enough vitamin C every day! Eat raw garlic.
- Place thin sections of garlic on the wart. Try to avoid touching the garlic to normal tissue. Hold it in place with cloth and tape and leave it there overnight. Do this for 2 or 3 nights. Within a week the wart will fall off.
- Apply castor oil to the wart, for 3 weeks.
- Cover with honey, for 15 days.
- Put 1 drop muriatic acid on the wart once a day, for 8 days.
- Dissolve as much sodium carbonate (washing soda) in water as will stay in solution. Swab this onto the warts for 2 minutes, 4 times a day, and let it dry in the air. Very large warts have responded to this.
- Apply the juice of milkweed, celandine herb, or the milk from green figs or marigold to the wart.
- Mix castor oil and baking soda into a paste and apply to wart, cover, and keep on all night. Do not pick at it, but let it slough off within 3-6 weeks.
- Apply an iron formula, such as Ironite or black walnut tincture.
- Apply castor oil to the wart for half an hour, 3 times a day.

- Apply powdered vitamin C, as paste, and cover.
- Soak the wart in a concentrated salt water solution: 1½ tsp. salt to ½ cup water equals a 30% solution. Soak the wart for 20 minutes 2-3 times a day for a few weeks.
- Here are several other helpful applications: green fig juice; that is, juice from barely ripe figs (or milkweed sap) applied several times a day. Fresh grated celandine juice. Cut a raw potato, rub it on, and repeat several times a day for several weeks. Chickweed juice. Sassafras oil. Green papaya juice. Aloe vera. Onion and salt compress. The juice of white cabbage. Wheat germ oil. Fresh pineapple juice. Cashew nut.
- For plantar warts (warts on the bottom of your foot), apply a plantain poultice (the leaf itself) to the wart. Another method is to place the inner side of a fresh piece of banana skin over the wart and hold it there with tape. Change daily after washing the entire area. Once a week the thickened outer horny layer is removed. Maximum time for complete disappearance of a wart is 6 weeks, with no recurrence within 2 years.

ENCOURAGEMENT—Do your duty and trust in God, for He knows of what things you have need. He watches over you with more tenderness than does a mother over an afflicted child.

WENS (Sebaceous cysts; Steatomas)

SYMPTOMS—These are slow-growing benign cystic cutaneous tumor-like formations. They contain sebaceous material and are often found on the scalp (wen), ears, back, or scrotum. Ranging in size from a pea to a golf ball, a wen is painless and feels soft but firm.

TREATMENT—

- A "stab" incision is made at the lowest edge of the cyst. The contents are then sucked out, and the insides are flushed with hydrogen peroxide. If the cyst is large, the wall will have to be removed so it does not refill. Then place a daily changed sterile gauze over, and within, it to keep it draining for a week to 10 days.
- To keep them from growing or returning, avoid fats, especially saturated fats, and all fried foods, cheese, chocolate, butter, margarine, and dairy products. Do not use alcohol, nicotine, or caffeine products.

—Also see "[Skin Cancer](#)."

ENCOURAGEMENT—God is a Friend in perplexity and affliction, a protector in distress, and a preserver in a thousand dangers that are unseen to us. Trust Him ever; and, by His grace, obey His Written Word.



Section 2

Skin

Part 6

Other Minor Skin Problems

OILY SKIN

SYMPTOMS—Excessively oily skin.

CAUSES—The sebaceous glands, which secrete oil onto the skin, produce more oil than they should. The excess oil clogs pores. Heredity is a major cause, but diet and hormones affect it. Oil gland secretions can be increased by stress, hormonal activity changes, hot weather, pregnancy, or taking certain types of birth control pills.

The forehead, nose, chin, and upper back tend to have more sebaceous glands; hence can be the sites of the most problems. Oily skin is most common among teenagers.

TREATMENT—

- Keep your skin clean. Beware of certain cosmetics; they aggravate a problem which might not otherwise exist.
- Wash twice a day with soap; it was made to remove oil. Hot soapy water is even better. Ivory soap is a more drying soap than many others. Scrub the skin with soap and water.
- Some people put mud masks on to remove oil.
- Avoid smoking; it increases the size of your skin pores and weakens the skin generally.

Fortunately, oily skin tends to age better than dry skin, producing less wrinkles. So count yourself fortunate in one way.

ENCOURAGEMENT—God cares for our necessities, and His love and grace are continually flowing,

to satisfy our needs. In His care, we may safely rest.

PRICKLY HEAT

SYMPTOMS—Skin feels hot and prickly.

CAUSES—Hot weather, dry skin, sweaty skin.

TREATMENT—

- Wash with mild soap, twice a day; apply apple cider vinegar (½ tsp. in glass of water) after the bath. Take vitamin C orally (1,000 mg or more).

ENCOURAGEMENT—Too often we grieve our kind heavenly Father by our unbelief. If we will but trust His guiding hand, all our difficulties will work to our best good.

HEAT RASH

SYMPTOMS—An itchy skin rash which can occur in the heat of mid-summer.

CAUSES—As a result of poor diet, overwork, and lack of proper rest, the skin has become too acid.

TREATMENT—

- Take a soda alkaline bath. This helps counteract acidity in the rash. Fill a bathtub with water at 95°-98° F. Add a cup of baking soda. Sit in the tub and continually pour the water over yourself. About 30-60 minutes later, stand in the tub and partially drip-dry. Then pat yourself dry and get out.
- Eat a more nutritious diet, obtain adequate rest, avoid meat and junk food. Do not smoke or drink liquor.

ENCOURAGEMENT—God loves His children, and He longs to see them overcoming the discouragement with which Satan would overpower them. Do not give way to unbelief. Remember the love and power that God has shown in times past.

SUNBURN

SYMPTOMS—First degree sunburns cause reddening of the skin and possibly slight fever. Second degree sunburns makes reddening and water blisters. Third degree sunburns produces damage to lower cells and the release of fluid, resulting in eruptions and skin breaks where bacteria and infection can enter.

CAUSES—There has been excessive exposure to ultraviolet light rays. They first burn the surface skin and, later, the lower cell layers. Ultraviolet rays can penetrate clouds, so be careful even on hazy days.

PREVENTION—Do not expose yourself to the sun for extended periods of time between 10 a.m. and 2 p.m., when the highest concentration of ultraviolet rays are present. Reflections from snow water, metal, sand, or white- and aluminum-painted surfaces can intensify the effect.

Apply a sunscreen about 30 minutes before going out. Protect your lips, hands, ears, and the back of the neck. Reapply as needed after swimming and sweating. Get a tan gradually, beginning with only a few minutes (never over 15). Wear protective clothing whenever possible. Keep a hat with you, and use it. Long sleeves help.

TREATMENT—

- A third degree sunburn is serious; see a doctor. Water applications help. Keep the muscles flexible. A strong sunburn can cause underlying muscles to contract somewhat.
- For both second and third degree burns, be sure to eat high-protein foods. A lot of tissue needs to be repaired; your body is hard at work. Drink a lot of fluids.
- Put cold water on the burn. Let him lay in a cool bath.
- Mix a cup of skim milk with 4 cups water and add a few ice cubes; every few hours, apply compresses for 15-20 minutes.
- Place dry oatmeal in a bag, run cool water through it, and save the water. Throw away

the contents of the bag, and use the water in compresses. Apply every 2-4 hours.

- Here are other suggestions: Clay poultices can be used. Massage aloe vera on the area. Do not apply any product which has alcohol, mineral oil, coloring, or waxes in it. Moisten a cloth with witch hazel, and apply often for temporary relief; for small areas, apply with cotton balls. Apply plain yogurt to the area. Make a paste of cornstarch and water, and apply it. An ice pack can help reduce pain. Get lots of sleep.
- If the legs are burned, elevate them above the heart level.
- That skin area will be delicate for 3-6 months, so be careful.

ENCOURAGEMENT—God helps the feeble and strengthens those who have no strength. The Lord is thy shade upon the right hand and upon the left. Trusting in Him, you will be safe.

ROSACEA

SYMPTOMS—A reddening of the skin, generally on the forehead, nose, cheekbones, and chin. Pustules may appear on the nose, and are tender. The skin may thicken. Groups of small blood vessels, close to the surface, become enlarged, resulting in blotchy red areas with small bumps. Pimples may accompany the problem. The rosacea may disappear, or become permanent. Blackheads or whiteheads are rarely present.

It often begins with a frequent flushing, or reddening, of the face. This is most often seen on the nose and cheeks. A burning, or grittiness, in the eyes may be felt.

CAUSE—Rosacea, which usually begins in the 40s, is a skin disorder which can become chronic. It is important that you try to eliminate the underlying causes, which are closely related to a wrong diet and way of life.

People who flush easily are more likely to develop this problem. White women between 30-50 have it the most. When men have it, the appearance of the face is worse, often accompanied by a roughened, enlarged nose (rhinophyma).

TREATMENT—

- Alcohol, stress, excessive heat or cold, sunlight, hot liquids, or spicy food may trigger a

reaction. It is believed that a B complex deficiency is involved, along with a poor diet, resulting from too much junk food. Alcoholics, who perennially lack in B vitamins and good food, often have reddened faces. Avoid commercial skin creams, etc.

- Once or twice a month, go on a short fast, to clean out the body. Eat nourishing food. Do not drink hot liquids.

ENCOURAGEMENT—Heirs of God and joint-heirs with Christ—what a wonderful hope is set before us! May we prove faithful every day. As we cling to Christ and, by His enabling grace, obey His Ten Commandment law, we will rejoice in His light.

ENLARGED PORES

SYMPTOMS—Unsightly larger pores in the face and on the skin, which gives an appearance of premature aging.

CAUSE—Using nicotine in any form.

TREATMENT—

- Stop believing those ads which show beautiful people smoking. They only want to get your money.
- After quitting all tobacco products, get on a good nutritional, exercise, and rest program. Take vitamin-mineral supplements. Do not drink soft drinks or eat sugar, chocolate, potato chips, or other junk foods.

ENCOURAGEMENT—All who enter into a covenant with Jesus Christ become, by adoption, the children of God. They are cleansed from sin, as they submit to His rule and obey His Word. Ever trust Him.

WRINKLES

SYMPTOMS—Wrinkles on the face. The skin tells what is inside. If you have healthful, youthful, skin, it is a good sign of a healthy body inside.

CAUSE—The skin loses its elasticity and suppleness. It becomes thinner and dryer. With age, wrinkles are inevitable. But there are ways to avoid getting them earlier than necessary.

PREVENTION—

- Stay out of the sun. Avoid tanning booths; they produce the same wrinkling as the sun. Wear a hat when out in the sunlight.
- Eat carefully of good food. Exercise, drink enough fluids, and get adequate sleep. Pressing your face against a pillow adds more wrinkles. Do not scrunch up your face when you talk; that makes new wrinkle patterns.
- Avoid alcohol and nicotine. Tobacco dramatically ages the skin! Smoking makes a 25-year-old woman look like a 35-year-old! Smoking also decreases blood supply to the face and skin.
- Dampen the skin and then apply a little vegetable oil, to lubricate it. That will help put water and oil into your skin cells.
- Massage your face as the Orientals do. That tends to exercise the skin and facial muscles and strengthen them.

Now, don't laugh, and I will give you more suggestions:

- To soften and nourish your skin, mash half an avocado and put it on your face. Leave it there until it dries, and then wipe it off with water. Avocado has essential oils.
- To reduce puffiness under your eyes, place cool slices of cucumber over them for 10 minutes.
- To tighten and refine skin pores, whip an egg white and apply it to your face. After 15-20 minutes (if you can still breathe), rinse it off with water.
- To remove dead surface skin cells and improve skin texture, Japanese women gently rub a small handful of dry short-grain rice against their faces.
- To cleanse the pores, rub mashed tomato over your face.

ENCOURAGEMENT—Only to those who receive Jesus Christ as their Saviour are given the power to become sons and daughters of God. By ourselves, we cannot overcome sin; but, in the strength of Christ we can be overcomers.

NIGHT SWEATS (Hyperhidrosis)

SYMPTOMS—Sweating during sleeping hours which seems abnormal. The sweating may begin all at once.

CAUSES—There may be a lack of air in the sleeping room. The body may be eliminating toxins and needs help. You may have a thyroid problem.

TREATMENT—

- Not enough air in a room can cause you to break out in an abnormal sweat. Make sure a current of air flows through your bed chamber when you are sleeping. It does not have to be much, but you need a slight amount of moving fresh air. In some instances, there may be enough air in the room; but, when you breathe out air, it tends to remain in a hollow formed by the bedding. If necessary, breathe through your mouth. If you find that your brain quickly feels better when you do this, then that is a significant way to solve your problem.
- If you are not living right and eating right, then the sweating can be the result of a toxic overload.
- Avoid meat, salt, tobacco, and junk food. Drink 2 oz. of green drink (whizzed up greens in pineapple or apple juice) every day. Do not eat closer than four hours before bedtime. Fast one day a week on distilled water or fruit and vegetable juices.
- Take Epsom salt (2 cups) baths every night, and hot/cold showers in the morning. After the night sweats are past, take 10-minute cool baths in the morning, to tone the system.
- An alternative is to take a hot salt water sponge before retiring. Use 2 tbsp. salt per quart of water. A hot bath followed by a salt glow is also good.
- You may have hot flashes, caused by irregular thyroid activity.

ENCOURAGEMENT—Christ alone has power to cleanse the heart. He alone can make you a child of God. He can transform your life and bring you peace and happiness in the midst of every trial.

BODY ODOR (Bromhidrosis)

SYMPTOMS—The secretion of foul-smelling perspiration.

CAUSES AND TREATMENT—

- A lack of soap and water applications causes the sweat to accumulate. Wash your body more often, especially in the axial areas (under arms and groin), and change underwear daily. Make sure your clothes are clean. Choose natural fabrics; cotton and wool enable the absorbed sweat to evaporate from the body.
- Foot odors can be caused either by not changing the socks often enough or by wearing rubber or plastic shoes. They will make your feet smell like an old rubber tire. The problem may be the shoes, not your feet. Many people today wear such shoes, since they are so much less expensive than leather ones.
- Body odors can also be caused by an excess of toxins in the body which it is trying to eliminate. Are you eating too much or eating the wrong foods? Are you staying up late at night, drinking alcohol or smoking cigarettes? Apply a wet sheet pack overnight. It will help pull the toxins out of a heavy meat eater. By morning, the sheet will be stained by the eliminated poisons. Fast one day a week on juice or vegetable juices, or a water fast. Epsom salt baths help the body eliminate toxins. Repeat daily for one week, and then reduce to once a week.
- Not eating enough unsaturated fatty acids (quality vegetable oils) or not getting enough zinc can also produce body odor.
- Take a tip from hunters who wash with pine soap, so their odor will not be detected by wildlife. Another is old-fashioned glycerine soap.
- Another cause of body odor is excessive sexual activity.
- Pouring tomato juice on a dog to de-skunk him has been done for generations. Some have found that they can pour some tomato juice in a tub of water, sit in it for a time,

shower off and get out—and they also smell fine!

ENCOURAGEMENT—The promise of sonship is made to all who believe on His name. Everyone who comes to Jesus, in faith, will receive pardon and power to obey.

SKIN RASH

SYMPTOMS—Reddening of various kinds on the skin, with possible bumps, scaling, and thickening.

CAUSES—In our modern world, skin rashes can have many causes, including reactions to chemicals, sun, wind, insect bites, alcohol, detergents, and friction.

Skin rashes in children are often caused by food rashes from chocolate, peanuts, dairy products, wheat, eggs, or meat. It has been estimated that 75% of children's skin rashes are caused by sensitivity to eggs, peanuts, or milk.

TREATMENT—

- Quick relief from many rashes may be obtained by soaking a clean cloth in cool water, wringing it out, and applying it to the area for 10 minutes. Repeat as often as needed.
- Better yet, soak the cloth in comfrey tea or in calcium water. To make calcium water, take a spoonful of calcium gluconate powder (obtainable at a health food store) and stir it into a cup of water.
- A wash of chamomile tea helps reduce rashes. A poultice made from dandelion, yellow dock root, and chaparral helps alleviate many of them.

ENCOURAGEMENT—When a soul receives Christ, he receives power to live the life of Christ. Just as Christ resisted sin, so, in Christ's strength, you and I can resist temptation to wrongdoing.



ENCYCLOPEDIA
INDEX PAGE

Section 2

Skin

Part 7

Major Dermal Problems

SKIN DISORDERS (J.H. Kellogg, M.D., Formulas)

CHILBLAINS—Alternate Foot Bath; Revulsive Douche to feet; Alternate Douche; Hot Foot Bath, followed by Foot Bath under flowing (cold) water; foot pack.

BURNS—The evaporating compress; the cool irrigating compress (cool, wet cloth over it to reduce heat or sprinkle water over it ["irrigate"] to intensify the cooling effect); if very extensive, the prolonged or continuous Neutral Bath.

ERYTHEMA—Cool evaporating compress or irrigating compress (explained just above); neutral compress.

PRURITUS—Prolonged Neutral Bath; copious water drinking; large enema; daily aseptic dietary.

ERUPTIONS—If dry, not irritable, give prolonged Neutral Bath. If scaly, alkaline bath (soda bath or Oatmeal Bath). If moist and irritable, cool evaporating compress moistened with soda solution (1 oz. to 1 gal.). If skin is thickened, as in chronic eczema, Hot or Alternate (hot and cold) spray Douche or Compress, for 10-15 minutes, 3 times a day. If extensively damaged skin (as in pemphigus, confluent smallpox, bad burns), the Continuous Neutral Full Bath until the skin is healed. [Editor's note: One of Jethro Kloss's workers personally told me that when his son was injured in an automobile accident, he gave him a Continuous Bath (of water with goldenseal in it) for several days.]

JAUNDICE—Copious water drinking; large Enema twice daily; sweating hot bath for 15 minutes: such as Radiant Heat Bath; Steam Bath; Hot Full Bath; Wet Sheet Pack, followed by prolonged Neutral Bath. Give the sweating bath once daily, or even twice, if he is not too weak. For general tonic effects, apply Cold Mitten Friction or Cold Towel Rub twice daily. Alternate Hot and Cold Compress over the liver twice daily, with Heating Compress over the liver or flannel-covered Hot Abdominal Pack during intervals between.

DRY SKIN—Short sweating bath, such as Radiant Heat Bath, Steam Bath, hot-air bath, Hot Full Bath, Hot Blanket Pack, Dry Pack, sweating Wet Sheet Pack, followed by a cold bath suited to his general condition, and this followed by massage with friction.

HYPERHIDROSIS—Steam Bath, sweating Radiant Heat Bath, followed by Revulsive Douche to spine and general Cold Douche.

SWEATING FEET—Revulsive Douche to feet, with extremes in temperature as great as possible; alternate hot and cold Foot Bath, Heating Compress to feet during the night, with Cold Mitten Friction to the feet, in the morning on rising.

ECZEMA (Dermatitis)

SYMPTOMS—Dermatitis, also called eczema, is a skin problem indicated by reddened skin, thickening, itching when touched, the formation of dry, patchy scales, and flaking,

CAUSES AND TREATMENT—

- Dermatitis is an inflammatory skin condition that generally keeps reoccurring. Its primary symptom is eczema. Dermatitis is actually an allergy which may be caused by contact with perfumes, cosmetics, rubber, medicated creams and ointments, poison ivy, or contact with metal alloys (including nickel, silver, and gold). Some type of food could be the problem. If the irritant continues to be in constant contact with the skin, the dermatitis will spread and get worse. Obviously, if you have this problem you want to solve it!
- The condition can be intensified by emotional stress and fatigue. Deficiency of any of the B complex vitamins can cause dermatitis. Another important item is unsaturated fatty acids. If you are not getting enough, you can begin itching wherever you rub on your skin. Adequate vitamin A and enough protein are also essential.
- Oddly enough, hair loss (alopecia) is commonly associated with dermatitis, especially if a concurrent unsaturated fatty acid deficiency in the diet exists.
- If the dermatitis is not terminated, it can so weaken the system, so that more serious infections occur. This is because, at the same time that you are having skin problems, your intestines are developing lesions which can greatly weaken your ability to digest and absorb nutrients!

- It is a fact that 13% of those with severe dermatitis later develop cataracts.
- Here are some of the allergies which the experts have found to especially cause dermatitis:
 - 1 - *Cow's milk*. Either stop drinking cow's milk or try switching to goat's milk.
 - 2 - *Wheat gluten* (wheat protein). There are other grains you can eat instead.
 - 3 - *Nickel*. The experts call this "nickel rash." Women who have their ears pierced and the nickel post placed in them can produce various rashes on the body—especially where any other metal jewelry touches the skin. By the way, any gold jewelry less than 24-karats has some nickel in it.
- Beware of the bubble bath and similar soapy tub baths.
- Children's rashes: A skin rash in children may be caused by eating eggs, peanuts, milk, wheat, fish, chicken, pork, or beef. Eggs, peanuts, and milk account for 75 percent of the skin rashes in children.
- Regardless of what may be the cause, omit wheat, rye, oats, and barley for six weeks. Then slowly add one back at a time—and see how all this effects the dermatitis.
- If you know how to do so, you may wish to do a pulse test after each meal, in an attempt to ascertain which foods increase heart beat. Those which do are the problematic ones.
- Avoid dairy products, white flour, fried foods, other processed fats, and sugar. Avoid antiperspirants, for they have metal in them. Use cotton undergarments. Fake fingernails cause skin rashes. Always use white bathroom tissue only. The dyes irritate the skin. Be sure and rinse the soap out of your clothes which have just been washed.
- Mix goldenseal root powder with vitamin E oil and put some on the affected area. This will reduce the itching.
- Primrose oil and vitamin B6 (pyridoxine) have helped infants with dermatitis.
- An oatmeal bath is another helpful measure, to reduce the itching during the time required to solve the underlying cause. Use 2 cups of colloidal (powdered) oatmeal per tubful. Colloidal oatmeal can be obtained at a pharmacy.

- Herbs that may help include comfrey, dandelion, red clover, and pau d'arco.
- Steep a tbsp. each of burdock root, yarrow, and yellow dock root in a pint of boiling water for half an hour. Strain, add a pound of cocoa fat, and keep boiling and stirring until it is a salve. Use this for eczema.
- Other useful herbs are plantain, chickweed, burdock root, yarrow, and strawberry leaves. One can either drink the tea made from any of them or apply it to the affected area.

—Also see "[Drug Rash](#)," "[Skin Disorders](#)."

ENCOURAGEMENT—Christ, having redeemed man from the condemnation of the law, could enable man to fulfill its requirements. Rejoice that, in Christ, you can stand an overcomer over the temptations which have oppressed you.

HIVES (Urticaria)

SYMPTOMS—Strong itching (pruritus) may suddenly occur. Elevated wheals result, along with swollen eyes. The subsequent scratching makes you appear swollen and scratchy. The intense itchy wheals which may result may disappear in minutes, hours, or several days. Hives are generally gone within 1-7 days, except in cases of severe hypersensitivity, when death may result. Occasionally a fatal anaphylactic reaction occurs. At such times, edema of the breathing passages produces respiratory difficulty similar to severe asthma.

CAUSES—The skin is reacting to allergies, physical irritation, stress, or emotions. Special dermal cells begin releasing histamine, which causes internal blood vessels to leak fluid into the deepest layers of the skin.

Meat; dairy; and poultry products, especially in frozen or fast foods, are frequent causes of hives. This is due to the chemicals, antibiotics, and hormones given to farm animals.

Here is a list of special things known to cause hives in some people:

Aspirin, antimony or bismuth (in various metal alloys), anti-pyrine or phenacetin (pain relievers), barbiturates, BHA and BHT (preservatives), phenobarbital or chloral hydrate (sedatives), chlorpromazine and meprobamate (tranquilizers), fluoride (dental products and fluoridated drinking water), food colorings, griseofulvin (antifungal), insulin, liver extract, menthol (in perfumes, candy,

cigarettes), mercury (dental fillings), morphine, penicillin, pilocarpine (glaucoma medication), preservatives, procaine (anesthetic, known as novocaine), quinine, (quinine water and malaria medication), reserpine (heart medication), saccharin (artificial sweetener), salicylates (flavoring and preservative), sulfites (preservative in dried fruit), and thiamine hydrochloride (cough medications).

TREATMENT—

Immediate help:

- Anything that is alkaline generally helps the itching. Place a calcium gluconate paste on the skin or apply milk, calamine, or milk of magnesia.
- Cold compresses or cool baths will immediately help also.
- An oatmeal or bran bath will help relieve the itching. Place 2 lbs. of ether in a muslin bag and set in a hot bath (104°-106° F.).
- A paste of cream of tartar and water can be applied to the area.

Longer term solutions:

- Try to find the cause or causes of this problem. Here are some of the things which result in hives in others:
 - Stress, food allergy (milk, wheat, eggs, shellfish, pork, onions, some fruits), chlorine in drinking water, adrenal exhaustion and/or liver congestion resulting from an allergy, hydrochloric acid deficiency, food dyes, preservatives, drug allergy, acid conditions, insect stings, chronic infection, penicillin in the milk you drink, aspirin, coffee, alcohol, and tobacco.
 - Secondary factors will be spinal lesions, stoppage of lymph flow, imbalance between deep and surface blood circulation, and adrenal exhaustion.
 - Another factor is improperly (too hurriedly) weaning a child from breast milk.
 - Reading over the above lists, it appears that the primary cause is frequently a physical reaction to a substance which the body cannot tolerate to have put into it. We live in a chemical age. One cannot even drive down the highway without breathing dangerous fumes.
- Do not use steroids, alcohol, or processed foods.

- Lymph stasis and poor circulation may result from poor skin function, lack of exercise, fresh air, and poor elimination; but ingesting poisonous substances top the list.
- Aside from trying to find the chemical offenders, prolonged fasting is generally considered the best method of terminating recurrent hives. This cleans out the body and enables it to better deal with the chemicals it is daily confronted with. Fasting will help the intestines and other organs to heal. It will eliminate toxins and help the bowels begin working properly again. Trunk packs will help induce sweating. Moderate sunbaths will help also.
- As a rule, fasting should not be over 1-3 days in length. If you are overweight, longer fasts might be considered. If you are thin, never go over 3 days; indeed, one meal or 1 day fasts are best for frail individuals. A carrot, beet, and green vegetable juice fast is better than a straight water fast.
- Use enemas during the fast, and even afterward, until the hives do not return. Maintain good bowel action thereafter.
- Also important are dietary changes: Be sure and get nutritional supplements, including vitamins A, B complex, B⁶, B¹², C, and calcium. You may need to take hydrochloric acid with meals.
- There is one other cause which we have not yet mentioned: a lack of unsaturated fatty acids. The best is wheat germ oil. Flaxseed oil is also outstanding. But corn oil would be acceptable. In addition to including only such oils in your diet, you would do well to rub wheat germ oil on the affected area.
- When the problem exists for weeks or months, it is vital that you identify the cause, so you can eliminate the hives.
- Chronic hives can be linked to candida.
- When severe anaphylactic reactions occur, immediately take the person to the hospital. It is best not to let situations come to such a crisis. Solve the problem before hives produces such an emergency.

—Also see "[*Skin Disorders.*](#)"

ENCOURAGEMENT—In the work of redemption, God has revealed His love in sacrifice, a sacrifice so broad and deep and high that it is immeasurable. For God so loved the world, that He gave His only begotten Son—that you and I could have eternal life!

IMPETIGO (Impetigo Contagiosa; Ecthyma)

SYMPTOMS AND CAUSES—Impetigo is not something to ignore. Neglected, it can produce boils, ulcers, or other skin complications.

Untreated, it can result in deep infections of the tissue beneath the skin. Impetigo is a skin disease caused by a streptococcal bacteria. It occurs primarily in children, especially in undernourished ones, and in the summer months. Lower economic groups living in crowded conditions are the most likely to contract it. It is more frequently found on the face, hands, and arms next and feet and legs third.

Cuts, abrasions, insect bites, and stings allow entry of the bacteria. An area of redness is seen, followed by blister-like swellings. The fluid is straw colored. If not scratched, the lesions break down in 4-6 days and form a honey-colored crust which heals slowly. The skin beneath may lose its color, not to be regained for months. The scratching generally results in more skin injury and a spread of the infection.

TREATMENT—

- Impetigo is actually an early sign of immune depression, which allows organisms normally on everyone's skin to produce disease. The body needs to be built up.
- Proper nutrition is needed, along with sanitary living conditions.
- In some individuals, a food allergy (such as milk, wheat, or soy) or a contact dermatitis (such as detergents in the clothes) weakens the immune system—permitting the impetigo to gain a foothold.
- Strict hygiene is necessary to prevent the spread of the infection to other parts of the body—or to other people.
- Vitamin A is necessary for good skin health. Give the child a good multivitamin supplement. Give vitamin C, to bowel tolerance.
- Put a wash of boric acid and herbs such as comfrey, golden seal, or echinacea on the affected area.
- Place garlic oil, squeezed from capsules, on the area.

- Removal of the crusts results in a more rapid cure. Bathing in soapy water every 4 hours during the day is helpful. Severe cases may require a slightly salty or hydrogen peroxide application (3 parts water to 1 part 3% peroxide). Apply soaks or warm compresses to the attached crusts. Hot and cold compresses may be applied after the crusts are gone. At night, charcoal poultices can be attached and left overnight.
- Use disposable tissues instead of cloth handkerchiefs. Each person should be given his own towel and washcloth. Wash the hands frequently; and, while the infection lasts, keep the fingernails short and clean. Change pillowcases and bed sheets daily, and boil all linens for 10 minutes. If possible, isolate the child.
- Exposure to the air and sunlight will help, but do not swim.
- If impetigo is on the scalp, cut the hair so you can treat it.

—Also see "[Skin Disorders](#)."

ENCOURAGEMENT—God gave His Son to become bone of our bone and flesh of our flesh. The gift of God to man is beyond all computation. Nothing was withheld. God has done, and is doing, everything possible to save us from sin.

SHINGLES (Herpes Zoster)

SYMPTOMS—Sharp, burning pain along a nerve route somewhere in your body for 3-4 days. There are angry red blisters at that pain site several days later. These are very painful and itchy. Later the bumps blister, turn cloudy, and form scabs. It usually lasts 7-14 days from the time the blisters appear before the scabs drop off. This is no ordinary rash; it is shingles, which is a viral infection of a nerve. It most often occurs on the skin of the abdomen, under the ribs and above the navel. But it can appear anywhere on the body. It most frequently occurs after the age of 50.

If shingles starts near an eye, beware! The cornea can become infected and blindness may result. You would then do well to consult an eye specialist.

CAUSES—This staphylococcal infection consists of small round bacteria growing in clusters. The virus in the chickenpox you had as a child never really left your body; and, when you are an adult, it comes back in the form of shingles. The virus may lie dormant in the spinal cord and nerve ganglia for years until triggered. It normally lives on the nostrils and skin of everybody.

What triggers the attack? It is known that poisonous substances in food, metals, drugs, and other toxic substances can do it. For example, risk of shingles increases with the use of anti-cancer drugs. Anything that weakens the immune system can bring on an attack of shingles. Once it occurs, the pain can continue on for months or years. So it is better to prevent an attack.

TREATMENT—

- Massive doses of vitamins C (1,000 mg 3 times a day and 200 mg 5-6 times a day), rutin, and B complex. In addition, take vitamin F, calcium, and lecithin. The amino acid, lysine, can help inhibit the spread of the herpes virus. The diet must include raw fruits and vegetables, brewer's yeast, brown rice, and whole grains. Be sure and eat enough protein.
- Some suggest leaving the blisters alone if they are not too bothersome. Other suggestions include placing one or more of the following on them: calamine or other calcium preparation on them. Calcium is always soothing to skin rash conditions. Apply vitamin E oil from a capsule to the area.
- Put cold water on a cloth and place it over the area. The cooler it is, the better it feels. Avoid anything that will make your blistered skin hotter.
- Put apple cider vinegar on it daily. Take hot baths 2-3 times a week. Take a starch bath (one cup of cornstarch or colloidal oatmeal) into a hot tub. Colloidal oatmeal is powdered, and is at the pharmacy. Do not slip in the tub!
- Clean out the bowels frequently. Light fruit and vegetable fasts will also help clean out, and strengthen, the body. Wear only cotton clothing while the condition exists.
- Dab the infection with hydrogen peroxide to purify it. If pain exists after the blisters are gone, put ice on the area.
- Avoid drafts. Allow sunlight on the area for short intervals. Gently wash the blisters when bathing and avoid touching or scratching them.
- If the shingles appear on the forehead, tip of the nose, or near the eyes, contact an ophthalmologist. Such cases can lead to blindness.

—Also see "[Skin Disorders](#)."

ENCOURAGEMENT—As John thought of the love of Christ, he was led to exclaim, "Behold, what manner of love the Father hath bestowed upon us, that we should be called the sons of God." Oh, may we praise Him every day for the overcoming strength He imparts, so we can resist temptation and fulfill

His will.

PSORIASIS

SYMPTOMS—It appears like patches of silvery scales or red areas, and is found on the scalp, arms, legs, knees, elbows, ears, and back. There are cycles of flare-ups and remission. Sometimes it disappears for months or years, and especially occurs in winter months. In some, aging makes it better; in others, worse. It is most common between 15 and 25, and is not infectious.

Do not use steroids, alcohol, or processed foods.

CAUSES—The skin cells seem to run out of control. Instead of skin renewing itself in 30 days, the new cells reach the top layer in 3 days. This produces raised areas of skin, called plaques, which are red and often itchy. Because so many cells are rising and dying (as they normally do), they have a raised, silvery, patchy appearance.

Psoriasis may be linked to faulty fat utilization. Attacks are related to times of stress, illness, surgery, cuts, certain viral and bacterial infections, sunburn, poison ivy, or poison oak. The drugs such as chloroquine, lithium, and beta-blockers also cause it to flare up.

There appears to be a hereditary factor involved.

Previous immunizations seem to be a causative factor for some people.

TREATMENT—

- There is no certainty that one can totally eliminate psoriasis. Do not spend time worrying over the matter, for the resultant stress may only aggravate it.
- Only the scales and skin debris can be removed. Because psoriatic skin is dry, it is well to put petroleum jelly or vegetable oil on the area. Researchers have found that covering lesions with tape or plastic wrap for days or weeks can sometimes help clear it up. This seems to work only for small areas, no larger than half a dollar. But do not let the area become gooey and infected.
- Lose weight if you are overweight. Weight loss helps many who have psoriasis.

- Heavy stress can make it worse; try to retain a calm, cheerful outlook on life. Existing psoriasis tends to get worse when you come down with some other infection.
- Exposure to sunlight or ultraviolet light reduces the scaling and redness. With regular amounts of intense sunlight, 95% of psoriasis sufferers improve. But keep in mind that too much ultraviolet light also produces skin cancer.
- You may wish to consider moving to a warmer climate, since the problem becomes much worse in the winter.
- An increased intake of animal protein can make it spread outward; conversely, a reduction tends to shrink it. Citrus juices may also be a problem.
- Since psoriasis is a metabolic disease, a cleansing juice fast, 2-3 times for the first week, is a good way to begin working toward its recession. Four weeks later, the fast can be carried out again. But in the meantime, an extremely nourishing diet should have been started. All junk food should have been discarded. Search out, and eliminate, allergy foods. Beware of milk and wheat. It may be well to exclude them for 6 months, even if they may appear harmless.
- Avoid fats (butter, milk, cream, eggs, meat), processed food, white flour, sugar, and citrus fruit. Red meat and dairy products contain arachidonic acid, which makes the lesions turn red and swell. Get your oils from natural foods, such as flaxseed, sesame seed, and soybeans.
- Vitamins A, B complex, C, and D all help the skin and appear to be of help in reducing psoriasis.
- Swimming in the ocean is good for reducing psoriasis. Bathing in heated baths is also helpful, but it also tends to increase the itching. Put seawater, several times a day, on the area.
- The various medicinal drugs recommended for psoriasis all have potentially dangerous side effects.
- To reduce the itching, a cold-water bath, perhaps with a cup or so of vinegar added, is very helpful. Another help is ice. Put some in a plastic sack and hold on the area.

—Also see "[Skin Disorders](#)."

ENCOURAGEMENT—What greater privilege could be ours than to enter the family of God. Trust God and, by the enabling grace of Christ, obey His Ten Commandment law, even though many around

you may despise it.

ERYSIPELAS—1

SYMPTOMS—Redness, discoloration, blisters, and swelling that most commonly attack the face and is accompanied by high fever and other indications of acute illness. The skin is deep red or pink and appears glazed. It has a combined itching and burning sensation. There is a definite edge or margin to the affected area. Blisters may develop. The swollen area feels firm and hot. The condition tends to spread in all directions from where it first began. Even in cases moderately severe, generally the face is swollen; eyes are closed; and the lips and ears are thickened and feverish.

CAUSES—Erysipelas is serious; and, in babies, the aged, and women who have recently given birth, it may prove fatal. It is likely to cause abortion in pregnant women. This is obviously a very serious condition. You will want to contact a physician. If you have contacted a physician, apply ice bags or ice-cold compresses (20 minutes on and 10 minutes off) to the affected area until he arrives. Cold compresses to the head, to help reduce the headaches.

Erysipelas is contagious. Wear rubber gloves. Never simultaneously care for children or other sick persons. Disinfect clothes placed on his skin. Soak 10 minutes in a Lysol solution (1 tbsp. per pint water) before putting in laundry.

TREATMENT—

- Go on a thorough cleansing program, with fruit and vegetable juice fasting, followed by a careful nutritious diet.
- In addition to the liquid diet, he must drink at least 3 quarts of water every day.
- Avoid constipation. When eating, there should be 3 movements a day, or use an enema.
- Do not wash with soap and water; only use a saturated solution of boric acid.
- Helpful herbs include plantain, yellow dock, chickweed, burdock root, chamomile, mullein, and yarrow. Dissolve herbs in a quart of boiling water, dip a cloth in, cool, and lightly touch the affected areas. Do not wipe the skin. Chickweed tea is excellent for this purpose. Add 1 tbsp. per pint of boiling water.

- A raw cranberry poultice, applied cold, will help remove the burning. Dilute lemon juice 50-50 with water and apply gently.
- Cover the area with grated potatoes, about a fourth inch thick. When dry, remove, and do it again.

—Also see "[Erysipelas—2](#)," "[Skin Disorders](#)."

ENCOURAGEMENT—In the gift of Christ, God gave all heaven, that the moral image of God might be restored in man. His enabling grace, in all its vastness, is offered to us—so that we might live clean, good lives.

ERYSIPELAS—2 (J.H. Kellogg, M.D., Formulas)

GENERAL—Cold Mitten Friction or Towel Rub every 3 hours.

COMBAT LOCAL INFLAMMATION AND EXTENSION OF THE DISEASE—Cold Compress during the early stage of the disease, renewing before it becomes warm. Later, give it less frequently. Avoid Ice Bags or Ice Compresses, which involve risk of sloughing. Fomentations for 2-5 minutes every 2 hours. Ice Collar when the skin of the head or face is affected.

FEVER—Graduated Bath, Prolonged Neutral Bath, Cooling Enema, Cooling Wet Sheet Pack.

RECURRING CHILLS—Dry Pack and hot water drinking.

VOMITING—Ice Bag over stomach, Hot and Cold Trunk Pack.

PERICARDITIS, ENDOCARDITIS—See "[Pericarditis and Endocarditis](#)." Fomentation over heart for 30 seconds, followed by Compress above heart at 60⁰ F.; change every half hour.

ACUTE NEPHRITIS—See "[Acute Nephritis](#)."

GENERAL METHOD—During the early stage of the disease, while the surface is bright red and the inflammation is extending, apply cooling measures, changing every few minutes (3-5 minutes), as often as the fomentation is warm. Prevent extreme depression by a Fomentation that is not too hot, every hour or two. When the parts become a dull red color or the rapid extension is checked, employ the Heating Compress, changing it at intervals of 15-30 minutes, prolonging the interval as the fever and

inflammation subside.

If any of the following related problems exist, see under their respective headings: Myocarditis, Arthritis, Acute Nephritis, Delirium.

—Also see "[Skin Disorders—1](#)."

KERATOSIS (Sharkskin)

SYMPTOMS—This is the rough "goose bump" skin you will find on your elbows, and also on the backs of your arms, thighs, and buttocks. It feels like a sandpaper surface.

CAUSES—This is a sebaceous and keratinized build up of hard granular plugs in the openings of hair follicles. Many physicians claim that this is a normal condition, but it is actually a deficiency of vitamin A and zinc.

TREATMENT—

- Take vitamin A supplementation. This should be 25,000 units per day, for children, or 30,000 units per day, for adults. However, keep in mind that vitamin A can be dangerous; since it is an oil-soluble vitamin, it is normally stored quite well by the body. Many experts recommend never taking over 50,000 units a day, and only for a limited period of time.
- Increase zinc to 50 mg, three times a day, and essential fatty acids to 5 gm, three times a day.

ENCOURAGEMENT—Give God the most precious offering that it is possible for you to give: Give Him your heart. He offers to make you a member of His family, a child of the heavenly King. What earthly inheritance can equal this!

LEUKODERMA (Vitiligo)

SYMPTOMS—This is a loss of skin color, especially in black or dark-skinned people. When occurring in Europeans, it is less likely to be noticed. It is most commonly seen as white patches, surrounded by a dark border.

CAUSES—The skin is no longer producing melanin, the dark coloring pigment. It most frequently occurs to someone who has thyroid problems. Premature gray or white hair may also occur. All this points to a deficiency of certain B complex vitamins.

When treatment is effective, small spots of pigment will appear in the white patches, and then gradually fill in. But only a few experience a complete return to the original color.

TREATMENT—

- B complex supplementation, plus emphasis on two special B vitamins: Para-amino benzoic acid (PABA, 100 mg four times a day) and pantothenic acid. PABA injections may be needed. Also be sure and take hydrochloric acid if it is needed.
- Other helpful nutrients include vitamins A, B complex, B12, zinc, and copper.

ENCOURAGEMENT—We need a living faith. We must know that Jesus is indeed ours; that His Spirit is purifying and refining our hearts, and enabling us to keep the Ten Commandments. May we press closer to our God, so He can fulfill His will more fully in our lives.



Section 3

Extremities

Part 1

Extremities

NUMB EXTREMITIES

SYMPTOMS—There is a "going to sleep" feeling in the toes, fingers, arms, or legs.

CAUSES AND TREATMENT—

- Aside from serious nerve diseases, this temporary condition usually results from pinching off the nerve and blood supply to an extremity.
- Avoid tight clothing and strained positions.
- Be sure and get an adequate supply of the B complex vitamins, including B₆.
- A water treatment useful for numb, tingling feet would be a fomentation given to the spine, along with hot or alternate sponging of the limbs. This is repeated 3 times each day.

ENCOURAGEMENT—How lovingly the angels of God guard His earthly children who cry to Him for help. You cannot now understand all the mysteries of Providence; but, by faith, you can know that all things work together for your best good.

COLD EXTREMITIES

SYMPTOMS—Hands and feet frequently, or always, feeling cold.

CAUSES AND TREATMENT—

- Are you dressing warmly enough? Fashionable clothing often dictates leaving the arms and legs improperly clad. The blood supply is chilled back from the extremities and pooled in the trunk. This breakdown in proper body circulation can produce diseased conditions in the chest, as well as the intestinal and abdominal organs.
- Are your nerves being fed properly? Get adequate B complex vitamins, including niacin and B₂. Also take RNA (ribonucleic acid).
- You may have a sluggish thyroid (hypothyroidism).
- If sudden coldness comes to your hands and/or feet, and they blanch white, you may have [Raynaud's disease](#) (which see).

ENCOURAGEMENT—The heart in which Jesus makes His abode will be quickened, purified, guided, and ruled by the Holy Spirit; and the soul will be enabled to overcome those sins which he could never put away by himself. Thank God for His enabling grace.

FROSTBITE (Hypothermia; Chilblains)

SYMPTOMS—First there is a tingling, then a redness, followed by paleness and numbness in a body part—generally the fingers, toes, cheeks, nose, and ears. If not immediately cared for, tissue can die and gangrene sets in.

Frostnip is superficial frostbite, and leaves the area firm, white, and cold. It can result in peeling and blistering, 24-72 hours later, and perhaps cold sensitivity in the area.

In contrast, deep frostbite produces a cold, hard, white condition, which is painless while it remains frozen. On rewarming, it becomes blotchy red, swollen, and can be quite painful.

CAUSES—Frostbite or freezing of an exposed body part.

TREATMENT—

- Do not rub ice on the area! This only extracts more heat. Instead, get the person into a warm tub (100°-110° F.) as soon as possible. The area is numb, so he will not feel the heat. In the early stages, you can rub the area with a cloth dipped in cold water or snow.
- Do not apply more heat than mentioned above, for the skin is numb and can be burned without anyone realizing it. Unless it is all you have, do not use dry, radiant heat (such as a heat lamp or campfire). Frostbitten skin can easily burn, for it does not feel the heat.
- To warm the hands, place them under your armpits. Roll yourself into a ball to conserve heat. Stay out of the wind. Do not get wet. Do not drink or smoke; both block circulation to the extremities. If outside, stay in your car or truck until help comes.
- Living tissue is dying, so thaw the area quickly. Do not allow it to refreeze. Do not take off your boots until it is safe to do so. The foot may be swollen and you might not get it back on. If considerable walking must be done to find a place of safety, leave the feet unthawed until you arrive at your destination.
- Move the person to a warmer place. Wrap him in blankets. Give him warm liquids, but no alcohol. Alcohol gives an artificial feeling of warmth, but actually removes it.

CHILBLAINS—This is a lowering of the overall body temperature (not just in the extremities). But because it so often centers in the extremities, we are including it in this section. The same treatment should be applied.

The temperature is lowered to subnormal levels for some length of time, resulting in near frostbite. Severe numbness and loss of function may occur if the problem is not dealt with. Colds, flu, and infection can result.

ENCOURAGEMENT—Hide within your heart the precious promises of God's Word, and you will be strengthened in time of need. Cling to Christ and trust Him to care for you to the end.

FELON (Whitlow)

SYMPTOMS—A swelling on an abscess of a thumb or finger (sometimes a toe), which includes throbbing pain and extreme tenderness. It may, at first, seem to be an infection or inflammation of the skin.

CAUSES—The germs causing the infection are usually carried under the skin by a deep pinprick, thorn, sliver, or some other sharp object. The inflammation and pus are deep among the tendons, tendon sheaths, or even next to the bone.

If the felon is not carefully, and thoroughly, lanced promptly, the tendons could slough or the bone be damaged. This would result in a permanently crippled body part.

Moreover, if the pus is not drained, there is danger that the infection may travel to the hand and more extensive crippling occur, or the infection may infect the blood, and blood poisoning will result. (*See [Blood Poisoning.](#)*)

TREATMENT—

- Call a physician and have the felon lanced. Deep lancing through very painful flesh must be done, so it may be necessary for the patient to be anesthetized.
- An alternate remedy, used by the old timers on the frontier is as follows: Warm some kerosene and immerse the affected part into it for at least 10-15 minutes at a time, 4-5 times a day. This will eliminate the felon.
- To relieve pain, put a piece of lemon on it. If on the end of a finger, cut a small hole in the lemon and place it over the finger. If elsewhere, bandage on a thick slice. This may solve the problem, if kerosene is not available.

ENCOURAGEMENT—Those who take the name of Christian should come to God in earnestness and humility, pleading for help. Jesus has told us to pray without ceasing. And so many need our prayers.

ERYTHROMELALGIA

SYMPTOMS—A skin neurosis, accompanied by burning and throbbing which comes and goes, and affects any of the extremities, but especially the feet.

CAUSES—Although this is a nerve problem, it is listed here because it rather consistently affects the extremities.

TREATMENT—

- Let the patient rest. Elevate the affected part. Place a cold compress on it, and change this every 20-30 minutes. Apply graduated tonic frictions, such as the wet hand rub, the cold mitten friction, or the cold towel rub. See the author's book, *Water Therapy Manual* (see [order sheet](#)), for further information on how to apply these treatments.

ENCOURAGEMENT—Let your affections center upon God. Think of His goodness, and let His Spirit guide you into deeper obedience to His Ten Commandment law.

GANGRENE

SYMPTOMS—The skin darkens, and either remains soft and moist or becomes dry and shrivels. Eventually it sloughs off. Gas gangrene can occur in a wound where certain bacteria are present.

CAUSES—Death and decay of body tissue is caused when the blood supply is cut off or as a result of certain bacterial infections.

TREATMENT—

- Consult a physician. In addition to primary treatment for the condition causing the gangrene, the following suggestions will help:
- Eat nourishing food, and drop all junk food.
- Stop eating all meat, tobacco, alcohol, and nearly all salt. Eat a high fiber vegetarian diet with complex starches. It should be a low protein, low fat diet. Eat kelp, to strengthen the thyroid. Drink carrot juice. Take 50,000 units of vitamin A daily.
- Take an enema and powdered psyllium seed in water daily, to assure good bowel movements.
- If the skin is dry, lightly rub wheat germ or olive oil on it. When pus is oozing, dab warm hydrogen peroxide on, and wipe off carefully.
- Try to keep walking or massage the area (usually the legs), to improve circulation.
- Apply cool leg baths or cool whole baths. Chaparral tea or apple cider vinegar can be added to the water, to help disinfect it (1 tbsp. per quart). Also helpful are alternate hot

and cold foot baths or fomentation packs, to improve blood flow.

ENCOURAGEMENT—It is difficult to exercise living faith when we are discouraged. Yet this, of all others, is the very time when we should exercise faith. When you have the greatest need, that is the time to seek God the most earnestly. He will hear, He will answer, He will help.

RAYNAUD'S DISEASE

SYMPTOMS—The small arteries in the extremities constrict or tighten. The hands and feet are extremely sensitive to the cold, and suddenly contract. Lack of oxygenated blood causes the fingers or toes to become whitish or bluish in hue. As a result, the affected area may temporarily shrink in size!

Unless these attacks are reduced, ulcers may form, which further damage the tissue and produce chronic infection under, and near, the fingernails and toenails.

The hands are the areas most often affected. But it can occur in the fingers and possibly toes, nose, tongue, cheeks, ears, or chin. The blood spasm may initially blanch the area. Tingling, and then swelling, may occur and become painful. The appearance may change to a bright red, as the blood vessels again distend and fresh blood is sent back into the area.

The attacks usually do not last long. But, in those instances in which they do, gangrene can develop.

CAUSES—A cold attack is generally brought on by exposure to cold or emotional upset. The hands go into the refrigerator for a moment, a difficult written exam must be taken, or a verbal conflict occurs. Spasms of small arteries result.

The underlying cause may be less easy to identify. It might be high blood pressure, drugs, connective tissue disease, inflammation of the arteries, or equipment vibrations which injure the blood vessels.

Some individuals have lived in a cold, improperly heated environment for too many months or years, and the problem developed. Try to avoid resting or sleeping in ice cold places.

Food allergies, junk food, or a poor diet which is high in starches and low in greens, vitamins, and minerals may cause it.

Apparently the cause is not a "thoracic inlet syndrome"; that is, squeezing of nerves or arteries issuing from the thorax by muscles or bones.

Instead of Raynaud's, you might have Buerger's disease (a nerve disorder which gradually cuts off nerve supply to the extremities). Buerger's disease is primarily caused by using tobacco products. (Buerger's is a steady cutting off of nerve flow; whereas Raynaud's is an intermittent blood flow.)

Antihypertensives, ergot drugs, channel blockers, or alpha-and beta-adrenergic blockers can be the cause.

There are two forms of this condition:

(1) *Raynaud's phenomenon*: This may be due to various bodily disorders. It occurs evenly in both men and women, and usually begins after the age of 30. Symptoms in the phenomenon may affect only one side of the body.

(2) *Raynaud's disease*: This is primary disease, and occurs mainly in women. The disease generally begins in the teens or early twenties. But it can occur at any time in the life. Attacks normally affect both sides of the body equally.

Frequency of the attacks are significant: They may be rare or occur as often as several times a day. Mild occurrences only last a few minutes; severe ones may continue for hours. Between attacks the hands will at first appear normal; later they may remain slightly bluish. Gradually the attacks will be more frequent and last longer.

In later years, the hands will be slightly bluish all the time. The fingers become swollen. The skin turns pale, discolored, shiny, taut, and smooth. The nails become clubbed and deformed. In advanced stages, poor blood supply can weaken the fingers and damage the sense of touch. The sense of feel may decrease and delicate movements become more difficult to perform. Infections and gangrene may occur more frequently in the affected area.

TREATMENT—

- Keep hands and feet warm. This is important. It might be well to select a warmer climate in which to live. Always wear gloves in cold weather (mittens will keep you even warmer). Wear shoes; do not walk without them when it is cooler. Wear extra warm socks in the winter. Dress warmly at all times. Gloves, mittens, and shoes should be warm before putting them on, since it is difficult for one with this problem to warm them. Wear shoes which breathe, so you do not end up with damp, cold feet. Wear a warm hat in cold weather.
- Avoid contact with cold objects, even for brief moments. While preparing meals, use tepid, not cold, water.

- When an attack occurs, immerse the body part in warm (not hot) water, no warmer than 90° F. Why not warmer water? During an attack, without realizing it, one's skin can more easily burn.
- Massaging the hands and fingers every evening helps reduce the severity of the attacks, by stimulating blood circulation in that area.
- Stressful situations produce a spasm of the blood vessels. As much as possible, avoid such situations. Keep calm, cheerful, and relaxed. Plan ahead and avoid scheduling pressures. Trust in God and believe He will care for you. Vigorous outdoor exercise will strengthen the entire body, and also relax it. Exercise tends to neutralize the attitude and effects of stress.
- Avoid fatty and fried foods, all junk foods. At least 50% of your diet should be raw food. Avoid food items which tend to bother you (allergenic foods). Avoid caffeine (caffeine, tea, soft drinks, chocolate). Caffeine restricts blood flow. Use a fat-free, sugar-free diet. Sugar increases blood viscosity as well as triglycerides. Avoid food seasonings.
- Do not take any tobacco product or use alcohol. Nicotine causes constriction of the blood vessels and it produces plaque in them, both of which reduce blood flow. Do not be even in the same room where someone is smoking.
- Medicinal drugs for Raynaud's do not seem to help. The side effects outweigh the benefits (ergot, beta blocking drugs, cytotoxic agents, etc.). Do not take birth control pills.
- Avoid machinery which vibrates the hands. In one study, 50% of pneumatic drill workers had Raynaud's, compared with 5.6% for the average population. Such equipment includes chain saws, metal grinders, stone cutters, lathes, and manual typewriters.
- Drink enough water, but not soft drinks. Eat a high fiber diet which includes some psyllium seed, to help clean the colon. Eat slow-cooked grains and a low protein diet.
- Take vitamin E (80-1,200 unites per day), unsaturated fatty acids alone (wheat germ oil, etc.), tryptophan.
- Take calcium (2,000 mg daily) and magnesium (1,000 mg daily). Get enough iron in your diet. (webmaster's Note: It is reported that Zinc is also very helpful in this condition. see <http://coldcure.com/html/zinc-angina.pdf>)
- Sprinkle a small amount of cayenne on your food, to increase circulation. Other helpful herbs include garlic, ginkgo, biloba extract, and pau d'arco.

- Sunbathing is also helpful, for it strengthens both the body and the blood.
- One physician (Donald McIntyre) suggests occasionally swinging the arms in circles, 80 twirls per minute, to throw blood into the hands. He says to do it as a pitcher does it: swinging the arm up from the back and then hard downward in front. It has been found that those with back problems can swing their arms entirely in front of the body with the same beneficial effect on the hands (upward in the trunk and downward to the side).

—Also see "[*Buerger's Disease*](#)."

ENCOURAGEMENT—Talk with Jesus as though He were right by your side. If there is a place you cannot go with Jesus, then do not go there. If there is anything you cannot watch or listen to with Him, then turn away from it immediately.

BUERGER'S DISEASE (Thromboangiitis Obliterans)

SYMPTOMS—Continual coldness of the extremity is frequently the first symptom. But numbness, tingling, and aching may also be noticed. When lowered for long periods of time, the feet may turn blue. The problem generally begins in the feet; but it can, and will, occur in the hands and eventually the whole body—if the cause is not stopped.

Jews develop this problem more frequently than anyone else, and 75 men have it for every one woman who develops it. It most frequently begins at the ages of 20 to 45. There are alternate periods of worsening and inactivity of the disease.

CAUSES—This is an inflammation of the blood vessel walls, accompanied by blood clots and thickening of the blood vessel walls. Eventually they close entirely.

The primary cause is the use of tobacco products. Rarely does a non-nicotine user get it.

TREATMENT—

- Stop using nicotine in every form; it is killing you in more ways than one.
- Use the treatment outlined for Raynaud's disease. Walking is one of the best exercises for increasing blood flow in the legs.

- Lie on the bed and elevate the legs for 1-2 minutes or until they blanch. Then sit on the side of the bed and hold them down till they become pink. Do this 5 times each, 3 times a day.
- Do not sit for long periods of time without getting up and walking. Sleep on a firm mattress. Never cross the legs at the knees.

—Also see "[Raynaud's Disease](#)."

ENCOURAGEMENT—When we learn to walk by faith and not by feeling, we shall have help from God just when we need it, and His peace will come into our hearts.



**ENCYCLOPEDIA
INDEX PAGE**

Section 3

Extremities

Part 2

Nails

NAIL PROBLEMS

SYMPTOMS AND CAUSES—Your fingernails help reveal how well you are absorbing nutrients, and whether you are getting enough. A deficiency of protein or other nutrients can affect the nails. Surprisingly enough, finger and toe nails are composed almost entirely of protein. Here are some of the symptoms, followed by the deficient nutrient:

Poor nail growth: zinc.

Dry, brittle nails: protein, vitamin A, calcium, iron.

Fragile and showing horizontal or vertical ridges: B vitamins.

Half moons absent: protein deficiency.

Thin, flat, and even moon-shaped (concave or spoon-shaped) nails: iron deficiency.

Pale nail beds: anemia.

Poor nail growth: zinc deficiency.

Excessive dryness, very rounded and curved nail ends, and darkened nails: vitamin B₁₂ deficiency.

Splitting nails: lack of hydrochloric acid, sulfur amino acid deficiency.

Washboard ridges: Iron, calcium, zinc deficiency.

Hangnails: Protein, folic acid, and vitamin C deficiencies.

White bands on the nails: protein deficiency.

White nails: liver disease, copper excess.

White spots: zinc deficiency, thyroid deficiency, and hydrochloric acid deficiency.

Fungus under nails: lack of lactobacillus in colon.

Bluish nails: chronic lung conditions (not enough oxygen).

TREATMENT—

- Supply the indicated deficiencies, listed above, which apply to you.
- Eat a high-protein diet, including Brewer's yeast, calcium, silica, and, if necessary, hydrochloric acid.
- Water causes the nails to swell and they shrink when dry, resulting in loose, brittle nails.
- Avoid immersing the hands in detergent water.
- Never cut the cuticles. This damages the nail and invites infections. Do not push them back.
- Brittle nails are common among teenagers, pregnant women, and those with food allergies. The problem is malabsorption or nutritional deficiencies (unsaturated essential fatty acids, amino acids, calcium, iron, or zinc).
- Hangnails are caused by an essential fatty acid deficiency. Put vitamin E oil or aloe vera directly on it, to reduce further breaking and likelihood of infection. They are particularly common among women who have their hands in water a lot or who bite their nails. Keep nails clipped short. Rub vegetable oil into the hands occasionally.
- If you tend to pick at your nails, wear clothes with pockets; and, when you find yourself starting to do it, put your hands in your pockets.

ENCOURAGEMENT—If we commit the keeping of our souls to God by living faith, His promises will not fail us. We are limited only through our lack of faith, submission, and obedience.

INGROWN NAILS

SYMPTOMS—The nail (usually on the big toe) has pushed into the soft tissue alongside it. Soon it results in sharp pain. Infection can result.

CAUSES—Wear large enough shoes! This is the underlying problem for many cases of ingrown nails! If you cannot solve the problem otherwise, cut out the front of the shoe! Podiatrists know that people who wear shoes which are large enough rarely have foot problems.

Never cut your nails too short! Cut them straight across, but not rounded. The outside edge of the nail should be parallel to the skin. Do not trim the nail deeper than the tip of the toe.

TREATMENT—

- Soak your foot in warm water, to soften the nail. Dry carefully and then insert a tiny (tiny) wisp of sterile cotton under the burrowing edge of the nail. This will slightly lift the nail, so it can grow past the tissue. Apply some peroxide as a safeguard against infection. Change the cotton insert daily, until the nail has grown past the problem area.
- Do not cut a "v"-shaped wedge out of the center of your toenail! It only worsens the problem. Nails grow from back to front, not from inward to outward, or vice-versa.
- If you accidentally cut or break a nail too short, carefully smooth the edges with an emery board.
- Never cut nails with scissors; none are small enough to do the job right, and they often leave a sharp edge.

ENCOURAGEMENT—Prayer and faith can do what no power on earth could ever accomplish. In Christ, we can resist temptation and obey the Ten Commandments.



Section 3

Extremities

Part 3

Feet

FOOT PROBLEMS

HYDRO—The following are summaries of discussions in the author's book, *Water Therapy Manual* ([*see order sheet*](#)):

Numbness in feet: Give a hot Fomentation to the spine, accompanied by Hot or Alternate Sponging of the limbs. Repeat this 3 times a day (*p. 179*).

Sweating feet: Apply a Revulsive Douche to the feet, with extremes in temperature as great as possible. Give an Alternate hot and cold Foot Bath. During the night, apply a Heating Compress to the feet; and give a Cold Mitten Friction to the feet in the morning, on arising (*p. 243*).

Weak, pronated feet: Put the feet and part of the legs in tubs for Contrast Baths. Begin with a temperature of 110° F., and then after four minutes, change to tap water for 1 minute. Change back and forth 4-6 times, and end with the hot water. During the treatment, the temperature of the hot water should be gradually raised to 115°-120° F., and the tap water gradually lowered to the temperature of ice water. Give the treatment twice a day (*p. 115*).

Infections in feet: Give the same treatment as for pronated feet, above (*p. 114*).

ENCOURAGEMENT—It is Jesus that we need. His presence and help must be ours continually. God wants every one of us perfect in Christ. Through His strengthening grace, we can overcome sin and the devil.

CORNS AND CALLUSES

SYMPTOMS AND CAUSES—Pressure and rubbing causes calluses on the bottoms and sides of the feet. They can also form on the hands, and even on the elbows and knees.

Corns form between toes and remain soft from foot perspiration. They occur from the rubbing of adjacent digit bones.

Corns are more painful than calluses.

TREATMENT—

- Wear proper shoes! Never wear tight-fitting footwear!
- Do not use "corn plasters." These contain acids intended to eat away at the corns. But they also eat into nearby normal flesh.
- Do not cut corns and calluses! This only makes the situation worse. This especially applies to diabetics. As soon as a corn develops, apply oil to soften it.
- Soak your feet in very diluted chamomile tea. It will both soothe and soften the hard skin. (The stain the tea makes on the feet will come off easily with soap and water.) Or just soak the feet in comfortably hot water for several minutes. Then apply a hand cream which contains 20% urea. This will help dissolve the hard skin. Do this daily.
- Another formula is to soak the area in a mixture of oil of wintergreen, witch hazel, and black walnut tincture, daily. Use a pumice stone and emery board to trim down the corn or callus.
- Yet another formula is to crush 5-6 aspirin tablets and mix into a paste, by adding a half teaspoon each of water and lemon juice. Apply this to the hard-skin areas. Put the foot in a plastic bag, wrap a warm towel around it, and sit for 10 minutes. Then unwrap the foot and scrub the area with a pumice stone. The dead, hardened flesh should come loose and flake off.
- Put a few drops of citric acid on the area. The next morning, use an emery board or a pumice stone and rub off the dead skin.
- A variant method is to soak a piece of cotton in fresh lemon juice or pineapple. Bandage the cotton over the area. It will dissolve it. But you must be persistent.

- Any sweet oil rubbed on the area several times a day, plus the use of the emery board or pumice stone, will skim off the dead flesh.
- Try putting some lamb's wool between the toes, to separate them (after buying larger shoes).
- You can purchase Stella's Stretch All (or another leather-stretching solution) from a shoe store. Apply it to the shoes and then walk in them while wet. Repeat this frequently, and the leather shoe will widen out.
- Women should never wear high-heel shoes. They ruin the feet, damage the spine, and throw the pelvic organs out of place.
- Women should not wear pumps; these are shoes which cause the foot to slide forward, jamming everything into the front. Instead, wear an oxford-style shoe, with laces. This properly cradles the foot.
- Always buy shoes which breathe; leather is the best.
- An undersized shoe will damage the toes and cause corns, etc. An oversized shoe will produce friction and break the skin. But, of the two, oversized shoes are the less harmful.
- Some calluses are useful, never painful, and should not be disturbed.

ENCOURAGEMENT—We are seldom placed in the same position twice. There are continually new experiences to be encountered. But, if we will trust in Christ, He will enable us to overcome sin in spite of all that comes our way.

FOOT ACHES

SYMPTOMS—Tired, aching feet.

CAUSES—Inadequate diet and rest, and being on the feet all day long.

TREATMENT—

- Improve the diet, get enough protein, calcium, and B vitamins. Stop eating junk food. It

isn't worth taking the time to chew and swallow.

- Lose that excess weight. It is hard on your feet.
- Elevate your feet when you come home at night. Then soak them in a basin of warm water, containing 1-2 tbsps. of Epsom salts. Rinse with clear, cool water.
- Sit on the edge of the bathtub and alternately run comfortably hot water over your feet, and then cold water, ending with the cold. (If you have diabetes, be careful about extremes in temperature.)
- Wrap some ice cubes in a wet washcloth and rub it over your feet and ankles for a few minutes.
- During the day, lift one foot and give it a good shake. Then lift the other and do likewise. Then relax and flex your toes up and down.
- When standing in one place, keep changing your stance; try to keep moving about. If possible, stand on a carpet or a rubber mat. Ask the boss if you can buy a rubber mat and lay it down on the floor in your work area.
- Remove your shoes, sit in a chair, and stretch your feet out. Then, below the ankle, move each foot in ten circles. Point your toes down and then up.
- Gently roll your foot over a golf ball, tennis ball, or rolling pin for a couple minutes.
- Scatter a few pencils on the floor and pick them up with your toes.
- For a terrific foot massage, toss a handful of beans in a moccasin-style shoe, and walk around the room on them.
- Always wear low shoes, and shoes which fasten firmly.
- In the evening, sit down and put on a pair of soft slippers.

ENCOURAGEMENT—It is a part of God's plan to grant us, in answer to the prayer of faith, that which He would not bestow did we not thus ask. Oh, please, my friend, believe and know that God is your best Friend!

BURNING FEET

SYMPTOMS—Feet which burn at night.

CAUSES—A lack of niacin (a B vitamin) is a specific deficiency factor.

TREATMENT—

- Add niacin or niacinamide to your diet. (Niacin will cause your face to flush; niacinamide will not.)

ENCOURAGEMENT—To have a new heart is to have a new mind, new purposes, and new motives. What is the sign of a new heart? It is a changed life. Through the merits of Christ's righteousness, we can overcome temptation to doubt and sin. We can live clean, godly lives.

FOOT ODOR

SYMPTOMS—Feet that do not smell very nice.

CAUSES—Bacteria on the feet, cheap shoes, or eating meat.

TREATMENT—

- Wash your feet frequently. Keep them clean. Scrub gently with a soft brush, including between the toes. Dry them well when finished.
- Put cornstarch in your shoes to help keep them dry. (Never use talcum powder for anything; it is cancer forming if it gets into the body.)
- Do not use antiperspirants, for they contain aluminum (a cause of Alzheimer's disease). Spray deodorants are breathed into the lungs.
- Change your socks often, several times a day if necessary. This is one of the best things you can do.

- Some find help in wearing two pairs of socks at a time. This increases elimination of sweat.
- Buy leather shoes that breathe. This reduces the perspiration. Avoid rubber shoes; they cause your feet to smell like rubber tires at the end of the day—yet the odor is not from the feet! Even expensive rubber shoes, endorsed by the athletes, can do this.
- Soak your feet (15 minutes, twice a week) in ½ cup vinegar added to 1 quart of water.
- Soak them in alternate hot and cold water pans or pails. But if you are diabetic or have impaired circulation, you had better not do this.
- Sprinkle some dry, crumbled sage leaves into your shoes, to control odor.
- Avoid stress; it increases sweating, which multiplies bacterial action.
- Avoid spicy, pungent foods, for their odor will be found in your feet later on.

ENCOURAGEMENT—To love as Christ loved means to reveal unselfishness at all times and in all places, by kind words and pleasant looks. The Lord will help every one of us where we need help the most in overcoming and conquering self.

COLD FEET

SYMPTOMS—Feet which seem cold too much of the time.

CAUSES—This might be caused by some deeper problem, such as [diabetes](#), [hypothyroidism](#), [Raynaud's disease](#), [Buerger's disease](#), etc. (which see).

TREATMENT—

- Put the feet in cold water for 1 minute, dry them, then jump rope, run, or walk for 1-2 minutes. Do this 3-4 times a day.
- If you have a lawn by your house, walk barefoot for a few minutes on the cool, wet lawn when you arise. Then quickly dry the feet, put on fresh socks, then your shoes, and keep

active until the feet thoroughly warm. When you do this, forget about the neighbors; you are having more fun than they are. Perhaps they will start doing it too. Better yet, move to the country.

ENCOURAGEMENT—The pure in heart will see God; and it is only God that can, by grace, enable us to choose to be pure. By faith, we walk and talk with our Redeemer, and live His life.

FLAT FEET

SYMPTOMS—The concave arch supporting the bottom of the feet is flattening out, resulting in more exhaustion during the day when you are on your feet.

CAUSES—Inadequate circulation, impoverished diet, and junk food is often involved. Once this problem develops it generally is not solved, especially since it often occurs in childhood when parents are not aware of what is happening until it is too late.

TREATMENT—

- Try walking barefoot upstairs on your toes, and then back down the same way. Do this 10 minutes each day, for a month; and eat a nourishing, moderate diet. The muscles in your feet may strengthen. By helping your flat feet, your eyesight may also improve.
- If you cannot solve your flat foot problem (perhaps because it occurred when you were a child, and you did not discover it till later), learn to adapt your step to it. When you take a step, land very slightly on the outer rear portion of the foot; then, as the foot moves back, keep the weight slightly (very slightly) on the outer part of the foot. In this way, you will make an artificial arch and your foot will not tire as quickly throughout the day. In addition, try to do part of your everyday work while sitting down occasionally. This will help rest the feet.

ENCOURAGEMENT—We may speak with Jesus wherever we may be. There is no time or place where prayer cannot be offered. Prayer rises above the noise of machinery and traffic. We are speaking to God, and He hears us.

ATHLETE'S FOOT (Tinea Pedis)

SYMPTOMS—On the skin of the feet, especially between the toes, there are blisters or cracks, or both. Also there is itching; burning; and, in extreme cases, pustules; and ulcers. As it develops, the blisters and/or cracks soften, turn white, and tend to peel off in flakes. In severe cases, there may be pain. It is worse in warmer weather.

CAUSES—Athlete's foot is caused by one or more of the parasitic fungi. Fungus infections are more difficult to eliminate. Any condition which keeps the feet both warm and moist can lead to this problem. By scratching the sores on the foot, the disease can be spread on the hands, under the nails, and to other parts of the body.

The fungus, causing athlete's foot, spreads rapidly when beneficial bacteria are destroyed by antibiotics, drugs, or radiation.

The organisms causing it are spread from contaminated floors surrounding pools, showers, and other public places.

TREATMENT—

- Keep your feet dry. After bathing, dry carefully between the toes. Wear cotton socks, and change them daily (or more often, if possible). Put your shoes in the window and let the sunlight get into them somewhat. Cut raw garlic into tiny pieces and put some into your shoes. Dust your feet with garlic powder. Garlic is better than antifungal drugs!
- Try to keep your feet cool and dry. You may be able to think of ways to do this. Try to find shoes that will not make your feet sweat. Avoid rubber shoes, even the expensive ones.
- Fungi hates sunlight. When in the acute stage, try to leave your feet uncovered. Put your feet in the sunlight every so often.
- Do not walk barefoot around the house, so others will not become infected. Also, never walk barefoot in public places (public showers, locker rooms, pool decks); wear shoes or slippers.
- Apply natural antifungicides, such as pau d'arco and tea tree oil.
- Drink 3 cups of pau d'arco tea daily. Also put a strong mixture of it on your feet.
- Apply lemon juice 1-2 times a day to the area, and let it dry. Another method is to apply

a strong tea of crushed juniper berries. Mash garlic with some oil and apply to the area.

- Add 20 drops of tea tree oil to a small tub of water, and soak your feet in it for 15 minutes, 3 times a day. Dry well afterward, and place some undiluted tea tree oil on the feet.
- Apply a baking soda paste to the area, and especially between the toes. Mix 1 tbsp. baking soda with a little warm water, apply, then dry well, and dust feet with cornstarch powder.
- Applying overly strong applications to athlete's foot can result in rashes breaking out on hands and elsewhere. If you have unknowingly done this: Treat the feet more gently and, as the foot infection clears, the sympathetic rashes will also.
- Bathe the feet daily in 50-50 vinegar and water. Dry well, then apply a vegetable oil to the affected area.
- Soak your foot in a mixture of 2 tsp. of salt per pint of warm water, for 5-10 minutes; dry well and repeat till the problem is solved.
- Eat a nourishing diet, and skip the processed and junk foods. Obtain vitamins A, B complex, and C.
- In case there is pain, place cold compresses on the area.
- If the problem worsens, and pus or a fever develops, see a professional.
- To help keep your feet dry, change your socks 3-4 times a day. After washing them, rinse the socks well, to get out the detergent (which the fungus likes).
- Put on clean socks before dressing; in this way you avoid infecting the groin area.
- Boil socks to kill the fungus.
- Do not use plastic or waterproof shoes. They create a warm, moist place for fungus to breed. Never wear boots all day.
- Do not wear the same shoes 2 days in a row. This gives a pair of shoes 2 days to thoroughly dry out.
- Spray Lysol on a cloth and wipe the inside of the shoe.

- Place the shoes in the sunlight, angled toward the sun. Ultraviolet light kills fungus.
- Useful herbs are blood root and goldenseal; use alone or together. Apply as a powder to the area.
- Crush a green plant juice, such as chickweed, plantain, Swiss chard, etc., and apply the juice to the area. Then walk about barefooted in the sun.

—Also see "[Ringworm](#)," which is a closely related fungal skin disease.

ENCOURAGEMENT—When we receive Christ as an abiding guest in the soul, the peace of God, which passeth all understanding, keeps our hearts and minds through faith in Christ.



**ENCYCLOPEDIA
INDEX PAGE**

Section 4

Head and Throat

Part 1

Head

SINUSITIS (Sinus Trouble)

SYMPTOMS—One or more of the following symptoms: facial pain, tenderness on the cheekbones, face and forehead, earache, headache, dry cough, bad breath, fever, dazed feeling in the head, loss of smell, and burning and tearing eyes. Sometimes it results in a swollen face, stuffy nose, and a thick mucous discharge.

CAUSES—The nasal sinuses are located in the bones surrounding the eyes and nose. They help your voice sound fuller and richer. They also help store overflow phlegm in time of illness.

Sinusitis is an inflammation of the nasal sinuses that generally occurs together with upper respiratory infection. Colds or bacterial and viral infections spread into the sinuses.

Sinus problems which have become chronic may be caused by injury of the nasal bones, smoking, small growths in the nose, or irritant fumes and odors.

Allergenic sinusitis may result from plant pollens (hay fever) or allergies to milk; dairy products; or, less likely, wheat.

An over-acid condition in the stomach can cause sinus troubles. Poor digestion of starch, sugar, and dairy products can produce a runny nose. When force is used in blowing the nose, phlegm is pushed up into the sinuses.

Swimming or diving can force phlegm up into the sinuses.

Allergic rhinitis is a common cause of sinusitis. Avoid substances which might be giving you allergies.

Decayed teeth, enlarged and infected adenoids, cigarette smoke, perfume, household cleansers, and

dusty air can cause irritation to the sinuses.

So sinus trouble can either be caused by an infection or by other things. If drainage is clear after a week, you probably have no infection; but, if mucous is greenish or yellowish, you do. If drainage is clear and there are no accompanying symptoms of a common cold, you probably have an allergy.

Few people with sinus trouble have actual sinus infection (sinusitis).

Beware of swelling around the eyes! If left untreated, this can lead to bronchitis, asthma, throat infection, or pneumonia.

If you are interested in figuring out which sinuses may be bothering you, here is some helpful data:

Frontal sinuses produce frontal headaches which are most severe between 8 a.m. and 5 p.m.

Maxillary sinuses makes pain in the upper teeth and cheek, and sometimes eye pain as well. It generally lasts from 11 a.m. to 6 p.m.

Ethmoid sinuses induce a dull pain behind the eyes, pain in eye movements, tearing, light sensitivity, and occasionally sore throat and nighttime cough.

TREATMENT—

- Do not suppress a cold, flu, sore throat, infected tonsils, or other acute disease. Go to bed, take juices and light meals, rest, and get well. When suppressed, the phlegm does not flow out, but hardens in the sinuses and trouble begins.
- Take a short fast on citrus juices, vegetable juices, and herb teas. Drink lots of water and juices.
- As soon as you are able, begin eating nourishing food, especially vegetables, fruits, nuts, and beans. Drink fresh carrot juice every day.
- Eliminate meat, dairy products, white flour foods, and sugar.
- Do not use nose drops; they aggravate the situation by stopping the drainage and hardening the mucous. Decongestants also increase blood pressure.
- Hot liquids help the sinuses flow out their contents.
- Helpful herbs to reduce sinus congestion would include comfrey, slippery elm,

fenugreek, mullein, aloe vera, yerba santa, red clover, and white oak bark.

- Garlic contains a chemical which makes mucous less sticky. Horseradish has it also. Cayenne acts in a somewhat similar manner. Peppermint tea also helps open up the sinus passageways.
- Add crushed garlic cloves to 4 cups water; remove from the heat after coming to a boil. Cool and gradually drink. This will help clean out the sinuses and lower stuffiness.
- Heat on the sinuses helps relieve pain. This can be hot wet compresses, a heat lamp, a 60-watt light bulb, or a heating pad.
- A variation of this is: Twice a day, lean over a pan of hot water with a towel draped over your head (or stand in a hot shower). Inhale the vapors as they waft up toward your nose. If you are at work, order a cup of something hot; and, leaning over, sniff up the moisture.
- Some prefer cold applications to the sinuses, instead of hot ones. Put crushed ice in a plastic sack, wrap in a moist towel, and place over the sinus which hurts. At the same time, have the feet in hot water. This will help draw blood from the sinus area. However, the hot method is better for draining the sinuses.
- Mix 1 tsp. of salt with 2 cups warm water. Pour it into a small glass; and, holding back your head, sniff it up into one nostril (as you pinch the other one closed). Repeat for the other side.
- Rubbing your sore sinuses brings a fresh supply of blood to the area. Press your thumbs firmly on either side of your nose and hold for 15-30 seconds.
- Sit with your head between your knees. Cough gently as though you were clearing your throat. Then hold your breath for a minute or so, as the mucous slowly drains. Then gently inhale. Be sure you are drinking enough fluids when you do this.
- Walking helps clear your sinuses.
- Between meals every day, take six charcoal tablets with water. This will help remove toxins. Only do this during the crisis, or it can cause temporary constipation.
- It is better to sniffle than to blow your nose. If you must blow, only blow lightly and through one nostril at a time.
- A humidifier will help keep sinuses moist indoors during the winter months. A humidity of 40-50% will increase sinus comfort.

- Avoid cold, damp living, working, and sleeping quarters.

ENCOURAGEMENT—Ask God to do for you those things which you cannot do for yourself. Tell Jesus everything. Lay open before Him the secrets of your heart, for His eye reads it all. Surrender your life to Him, and let Him enable you to obey His Ten Commandment law.



**ENCYCLOPEDIA
INDEX PAGE**

Section 4

Head and Throat

Part 2

Hair

BALDNESS and HAIR LOSS (Alopecia)

SYMPTOMS—It is hair on the head that we are concerned with here. There are several types of hair loss: baldness or loss of hair (*alopecia*). Loss of all scalp hair (*alopecia totalis*). Hair falling out in patches (*alopecia areata*). Another type of hair loss is localized and is due to scarring. Alopecia most frequently occurs in men, but occasionally in women. Most common of all is the standard male pattern of baldness and the female pattern of baldness.

A single hair generally lasts 2-6 years, and is then replaced by a new hair. When baldness begins, there is an excess of shorter, thinner hair—the kind babies have on their head.

Remember that it is normal to lose as much as 100 hairs a day. Once the hair follicle dies, it never again produces hair. But there are instances in which the follicle has not died, but only has stopped producing hair. Careful treatment restores hair growth.

CAUSES—Heredity (especially in men), hormonal factors, aging, or local or systemic disease. Localized hair loss could also be caused by scarring following a wound or an operation.

Other factors include poor circulation, high fever or other acute illness, surgery, radiation (X-ray therapy), medicinal drugs, anesthesia, drastic reducing diets, stress (depletes B vitamins), poor diet, skin disease, sudden weight loss, iron deficiency, thyroid disease, obesity, birth control pills, diabetes, or vitamin deficiency. A nourishing diet should be eaten daily.

A significant cause of baldness is the use of hair dyes. Another is using hot air dryers.

Hair loss in women most often occurs after menopause. Some women lose some hair 2-3 months after childbirth because hormonal changes, during late term, tended to block normal hair loss; this is reversed within 6 months.

Hypothyroidism can cause hair loss. Too little vitamin A can cause hair loss, and too much can do it also.

TREATMENT—

- The circulation in the scalp (which is poorer in men than in women) needs to be improved. Massaging the scalp daily helps. Keep the scalp and hair clean; however, do not wash the hair too frequently. Avoid excess shampooing.
- There should be adequate protein in the diet (especially vegetable seeds, such as sesame, pumpkin, sunflower, almonds), brewer's yeast and fresh brewer's yeast; but, as with everything, do not go overboard. (People in the U.S. eat more protein than anyone else, yet they have the greatest hair loss.)
- A variety of factors affect hair loss. Minerals and vitamins are also important for hair growth. Take a good supplement at least twice a day. Drink fresh vegetable juice at least once a day. Take vitamin A (50,000 units daily). Several B vitamins especially affect hair growth and color. Eat sea kelp or dulse. biotin, inositol, niacin, vitamin E, and PABA are also important.
- Oatstraw and horsetail tea are rich in silicon and trace minerals. Rosemary helps prevent premature baldness and stimulate head circulation. Sage is an astringent, and helps stimulate growth. Yarrow helps liver activity.
- Avoid salt, sugar, tobacco, and alcohol. Overconsumption of salt and sugar increases dandruff and hair loss. Avoid large amounts of vitamin A (100,000 units daily over long periods).
- Beware of the drug, minoxidil. Although given to restore scalp hair, it is high-priced and may cause heart damage. The hair it produces is of a poor quality, and tends to fall out when the drug is terminated.
- Some people put a little cayenne pepper on their scalp. It surely will bring the blood, and might even produce some hair! But it may get in the eyes! Most people are not prepared to deal with this extreme method.
- There are others who stand on their head to bring the blood there! It is reported that this also helps. Do not do it at work, or folks will think you are crazy. (And, of course, too much of this would not be good for the brain.) Others lie on slant boards for a time each day.

Here are more suggestions:

- Try rubbing the juice of a quince on the bald area every day. Eat flaxseed and drink sage tea. Iodine (in Norwegian kelp or Nova Scotia dulse) in your diet may help. Rub bald spots with kerosene once a day. For falling hair, try wetting the scalp daily with strong rosemary, sage or white oak bark tea.
- But, first and foremost, you need to go on a cleansing juice program for a couple days, and clean the bowels. Then only eat nourishing food, and no more processed junk.
- It is said that you must faithfully do your selected hair treatment for two months before you will see results.
- Never use strong soaps or hair sprays. Only use mild castile soaps.
- Hats and wigs are apt to cause hair to fall out faster, since they limit the air to the scalp.
- One natural remedies expert gives this advice: "Eat all raw food, massage your scalp often in the sun, wiggle your ears a lot, and stand on your head or lie on a slant board."

ENCOURAGEMENT—Happiness from earthly sources is constantly changeable. But Christ can give you peace and rest which is beyond compare. Let Him, by faith, dwell in your heart.

DANDRUFF

SYMPTOMS—The greatest number of sebaceous (oil) glands are found on the face and scalp. Sebum, the oily secretion, lubricates the hair and scalp in order to keep both soft and pliable. Excess sebum may collect to form dandruff.

Dandruff is a covering of dead skin that prevents new hair from growing, because it cannot break through the dead skin. A scaling or flaking of scalp cells results. It may or may not be accompanied by itching.

CAUSES—A change in the surface cells of the scalp results in a scaling or flaking. This change is especially keyed to nutritional deficiencies. It often occurs in those with oily skin who are prone to develop superficial, acute, and chronic bacterial skin conditions.

There is generally excess secretion of oil by the sebaceous glands. It is this oil which binds the cells together on the scalp. Nutritional deficiencies can cause these abnormal secretions.

TREATMENT—

- Often there are severe B complex deficiencies, a lack of essential unsaturated fatty acids, and zinc.
- Cut out excess fats, grease, and all fried foods from the diet. Stop the use of alcohol. Check to see if you have food allergies (wheat, dairy products, citrus, or something else). Avoid stress and poor elimination. Do not use strong, irritant shampoos or hair treatments. Avoid chocolate, sugar, white flour, and seafood.
- To help control appearance, cleanse with a shampoo, designed to help control dandruff. Wash the hair in vinegar, to remove all the loose scales.
- Be sure the diet includes flaxseed oil, vitamins E and A, PABA, Folic acid, B₆, and zinc. If needed, take digestive enzymes. Also helpful are kelp, biotin, and lecithin. Eat 50-75% raw food.
- A short fast is a good way to begin the program. Then begin eating only nutritious foods.
- Anti-microbial shampoos are often recommended, but there is no evidence that this germ-killing factor lessens the dandruff.
- Get a detergent, such as Shaklee Basic H or Amway LOC (but not their corresponding shampoos). Dilute (1 tbs. to 1 cup water), and shampoo twice a week with it. This frequently helps.
- Shampoos containing selenium sulfide can cause eye damage and hair loss.
- Plain water alone is also good.
- Pour warmed vinegar over the head, wrap in a towel, and wash off 30 minutes later.
- Do not put tar-based shampoos on your head if you have blonde hair; it will turn the hair brown.
- A little sunlight is good for your scalp and hair.
- Keep calm and relaxed. It will help your hair.

ENCOURAGEMENT—The peace of Christ is constant and enduring. We can find no rest apart from Him. Come, now, and make Him your own by faith.

OILY HAIR

SYMPTOMS—Excess amounts of oil in the hair. Redheads rarely have oily hair, blondes tend to have it the most often.

CAUSES—The sebaceous glands produce too much oil, and there are nutritional aspects which need to be corrected. There are as many as 140,000 oil glands on the scalp. Oil wicks into fine, straight hair the easiest. Wiry hair tends to be the least oily.

Oil production tends to be increased by intense heat and humidity. Hormonal changes and stress can also affect it.

TREATMENT—

- Many of the nutritional suggestions in "[Dandruff](#)" should be considered (which see).
- Only use clear shampoos; they have less oils in them.
- Give yourself a double shampoo, with a rinse in between. After shampooing, feel your hair; does it feel oily? This will help you know how well you are doing.
- Squeeze the juice of two lemons into a pint of water and use it as a finishing rinse. This helps remove soap residues which tend to weigh down the hair. Or use an apple cider vinegar rinse.
- Do not overbrush, for this carries additional oil from the roots into the hair.

ENCOURAGEMENT—When you have asked for the things your soul needs, believe that God will give you the best, just what you need. It may not come in exactly the way you expected, but it will be just what is best.

DRY HAIR

SYMPTOMS—Hair that is dry enough that it bothers you.

CAUSES—A dry garden needs water; dry hair does not need water, but it needs natural oils.

TREATMENT—

- Include enough unsaturated fatty acids in your diet (unheated vegetable oils, such as wheat germ, flaxseed, sesame, corn, or soy oil). See suggestions under "[Dry Skin](#)."
- Do not use heat to arrange your hair. Both curling irons and electric curlers produce heat that is too intense. Instead, women should use unheated plastic cylinder rollers.
- Dry hair tends to produce frayed ends. Snip them off about every 6 weeks or so.
- Avoid whipping winds; they also tend to fray your hair. Women do best not to swim bareheaded; use a bathing cap. It will protect the hair. For additional protection, rub on a little olive oil before putting on the cap.
- Shampoo with care, using only mild shampoos.
- Avoid washing the hair every night.

ENCOURAGEMENT—Accept His gifts with the whole heart; for Jesus died that you might have the precious things of heaven as your own, and at last find a home with the heavenly angels in the kingdom of God.

GRAY HAIR

SYMPTOMS—The hair is changing from its youthful color to a gray color.

CAUSES—A lack of three B complex vitamins is specific to this problem.

TREATMENT—

- To restore natural color to gray hair, the following vitamins have been reported to be successful for some people: PABA (para-aminobenzoic acid), pantothenic acid, folic acid, along with brewer's yeast, and blackstrap molasses. Also take a good multi-vitamin/mineral formula. Include some kelp or dulse in your diet.

ENCOURAGEMENT—While self is unsubdued, we can find no rest. But if you will find time and voice to pray, God will find time and voice to answer.

INGROWN HAIR

SYMPTOMS—A hair, generally on the neck, grows down into the skin and causes irritation.

CAUSES—These tend to be caused by hairs which curl. Curly haired people are the most likely to have this problem.

TREATMENT—

- The only practical solution is to pull it out with tweezers. Do not pull at just anything; wait until you can actually see the hair. If necessary, place a warm compress on the area, for a time, to help it be seen better. Then use tweezers or a sterilized needle, followed by a dab of hydrogen peroxide on the area.
- People who find this too much of a problem might consider growing a beard. Once established, that generally solves the problem. If beards are frowned on at your work, have your physician write a note that it is a medical necessity for you to have one.
- Using an electric shaver is better than razors, because razors do not shave quite as close. Razors also sharpen the hair end more, especially double track razors. If you do use a razor, try not to shave as close.
- If your neck hairs are grown in different directions, train them to grow in only two directions, by only shaving up and down, and not crossways.
- Women should shave their legs down, not up. Shaving upward is far more likely to cause inward-growing hairs. This is because leg hairs grow downward.

ENCOURAGEMENT—However fierce the tempest, those who turn to Jesus will find deliverance. His providence will provide for their needs, and His grace will give power to resist temptation and sin.



**ENCYCLOPEDIA
INDEX PAGE**

Section 4

Head and Throat

Part 3

Eyes

EYE PROBLEMS

SYMPTOMS—Various kinds of eye problems can develop, such as blurred vision, bulging, blood spots, dark circles, dryness, double vision, itching, lumps on the eyelids, redness, twitching, or watering.

TREATMENT—

- Certain eye problems need specialized attention. But there are also general solutions to a wide variety of eye problems. The eyes and the brain use a lot of oxygen; be sure and get enough.
- Poor nutrition clogs tiny arteries, such as are found in the eyes. A gradual clogging of the veins in the eyes can lead to blindness.
- Eliminate all fried foods. The free radicals in these greasy foods damages the organs.
- Drink carrot, celery, beet, and parsley juice. You may need to go on a short vegetable juice fast.
- The mineral, zinc, is important. Be sure it is included in your diet.
- Avoid drinking fluids before bed. Avoid salt. Do not smoke, and avoid second-hand smoke.
- Eyebright, golden seal, and red raspberry teas all help the eyes. Eyebright is especially noted for what it can do for the eyes; people have used it for centuries.
- Dandelion helps the liver detoxify, and seaweed (Norway kelp or Nova Scotia dulse)

provides essential minerals.

- Vitamins A, B complex, C, E, selenium, and zinc are also important. Be sure and eat greens every day.
- Nicotine, sugar, and caffeine all weaken the eyes.
- Tinted sunglasses often cause eyestrain. Only use polarized sunglasses, if you use them at all.
- Margarine and vegetable shortening are not good for the eyes.
- To strengthen the eyes, especially in weakness resulting from diabetes, use chaparral tea internally. Vitamin A is also important.
- Place a washcloth, dipped in ice water, over your eyes for 15 minutes, once or twice a day. Or cold cucumber slices can be put on your eyes.
- A number of medicinal drugs are not good for the eyes. This would include aspirin, ACTH, anticoagulants, corticosteroids, diuretics, streptomycin, sulfa drugs, tetracycline, allopurinol, antihistamines, digitalis, haloperidol, anti-infection drugs, quinine, marijuana, and some others.
- Anti-infection drugs, including diazepam (Valium), haloperidol (Haldol), some antidepressants, quinine, and sulfa drugs can cause ocular abnormalities.
- *Contact lenses*: Be very cautious about wearing contact lenses! They keep air from the eyeball surfaces which they cover. Infections can result. Leaving them in place more than 24 hours can produce ulcerative keratitis. The cells of the cornea are rubbed away by the contact lens, resulting in infection and scarring, and possible eventual blindness. Research shows that this danger applies equally to ordinary daily wear contact lenses or extended-wear lenses.

—See "[Eyestrain](#)."

ENCOURAGEMENT—Make God your entire dependence. When you find yourself starting to do otherwise, immediately call a halt—and run back to Him! Do not tarry; do not wait.

EYE INFLAMMATION (J.H. Kellogg, M.D., Formulas)

EXTERNAL INFLAMMATIONS—Light weight Fomentations for 15 minutes, every 2 hours; frequently renewed cooling compress during intervals between.

INFLAMMATIONS OF EYEBALL—A Fomentation covering the eye (while the eye is closed) and extending to the forehead, for 15-20 minutes or until the skin is well-reddened. Repeat as often as necessary, to relieve pain. Employ the frequently renewed (5-15 minutes at 60⁰ F.) Heating Compress during the intervals between hot applications.

EYESTRAIN

SYMPTOMS—The eyes seem to be straining to see what they are trying to look at. After some time of doing this, you acquire a general feeling of eyestrain.

CAUSES AND TREATMENT—

- Is the area in which you do much of your eyework properly lit?
- Flickering tubes can bother the eyes. Try not to use computers too long at a time; do not watch television too long. Both are hard on your eyes. Keep the screen somewhat darkened. Shade your screen by placing a hood over the front.
- Every so often, shut and rest your eyes. Try "palming." To do this, place the palms across your open eyes, without touching them. This cuts out all light and enables you to momentarily rest them from all light.
- Make sure you blink often enough. Each blink cleanses and refreshes them.
- Refuse to strain your eyes. Keep them relaxed at all time.
- Sunglasses cause eyestrain for some people; they help others. Only use Polaroid glasses.
- The evening hours are the worst time to read and use your eyes intensively for anything. The natural daylight is gone.

- Go outside for the last 30 minutes before bedtime, walk around, relax, breathe deep, and do not read anymore before you retire.
- Get enough rest at night.
- You may need reading glasses. If your only eye problem is nearsightedness, you can purchase eye glasses at your local pharmacy for \$10 or \$20. Always select the weakest, least powerful ones.

ENCOURAGEMENT—By beholding Christ, we become changed. And this is what you want, is it not? Come, take the greatest prize of all; let Christ come into your heart. He can give overcoming strength to resist sin and obey the Ten Commandments.

NEARSIGHTEDNESS (Myopia)

SYMPTOMS—A person only clearly sees those things which are close up.

CAUSES AND TREATMENT—There is both an occupational and nutritional cause for this.

- Constantly using the eyes, to see that which is fairly close, causes them to adjust better to near vision. Every so often, rest your eyes by looking at something at a distance.
- A lack of vitamin D and calcium is also involved. Increase the amount of vitamin D taken, and take sunbaths.
- Do not strain the eyes, thinking that will help you improve your eyesight! Doing so only weakens the delicate muscles, and will result in still more vision problems.

— Also read "[Eyestrain](#)."

ENCOURAGEMENT—Cry to God for help. Find in Him your all in all. He can deliver; He can help. He can satisfy your deepest soul desire.

FARSIGHTEDNESS (Hyperopia)

SYMPTOMS—A person's distance vision is good, but his near vision is blurry.

CAUSES—The six muscles pulling on the eye do not function properly or the eyeball is abnormally short. As a result, light rays focus behind the back wall of the eyeball, which is the retina.

TREATMENT—

- Maintain a nourishing diet which includes a vitamin/mineral supplement. Be sure you are daily obtaining the entire B complex, especially B₆. Calcium is also important.
- Do not try to strain the eyes. If they seem tired or unable to focus properly, rest them from time to time. Straining the eyes to see better only aggravates the problem.

— Also read "[Eyestrain](#)."

ENCOURAGEMENT—Heaven is not closed against the fervent prayers of God's little ones. The only reason for our lack of power with God is to be found in ourselves. Too many only offer a little hurried prayer, and then rush off. Take time with God! You urgently need it.

AMBLYOPIA (Inability to focus eyes)

SYMPTOMS—This condition exists when the eyes do not seem to focus clearly on anything, near or far. It can be serious enough to constitute a type of blindness.

CAUSES—Certain nutritional and environmental problems tend to be the causes.

TREATMENT—

- Lack of vitamins B₁ and B₁₂ appears to be a primary cause. Smoke from cigarettes and cigars is another significant cause. These problems need to be solved.
- B₁₂ intermuscularly at a rate of 1,000 mcg/day for a total of 20,000 mcg generally solves the problem, along with an adequate supply of vitamin D and calcium. But get the tobacco

out of the house and office.

—Also read "[Eyestrain](#)."

ENCOURAGEMENT—Thank God that He is so near to help in time of need. Prayer and faith can do that which no earthly power can accomplish. Trust Him and obey His Written Word, and you will have the guidance you need.

YELLOW EYES (Icterus; Jaundice)

SYMPTOMS—The whites of the eyes (sclera) have a yellow cast.

CAUSES—The bile duct system develops a blockage, which produces gallstones, possibly tumors, and hepatitis. Red blood cells may also be destroyed in the process.

Those taking large amounts of carrot juice will develop a yellowish cast to their skin (which is in no way dangerous). But their sclera will not turn yellow, which is the sign of jaundice.

TREATMENT—

- Treatment of jaundice includes ultraviolet light exposure in order to increase elimination and liver flush. For 3 days, drink apple juice, followed by a cup of olive oil and a cup of lemon juice. Also obtain vitamins C, A, and E.

—Also see [Jaundice](#)

ENCOURAGEMENT—Keep your mind on Jesus, and pride and the love of the world will vanish. Beside the loveliness of Christ, all earthly attractions will seem of little worth.

KERATOMALACIA (Xerophthalmia)

SYMPTOMS—The cornea is the domed clear bulge on the front of the eye. It becomes hazy and dry,

and then ulcerated. The eyes feel extremely dry. Blinking increases, but does not seem to properly moisten them. Conjunctivitis and night blindness occurs.

Fat-like spots (Bitot's spots) appear on the sclera (white of the eye). These are white, foamy, elevated, and sharply outlined patches on the whites of the eyes.

CAUSES—This is a nutritional problem. If it is not solved, permanent blindness can result.

TREATMENT—

- Take vitamin A (25,000 units for children, and at least 50,000 units for adults) per day as beta carotene. Increase the amount of zinc and protein consumption, and improve the general nutrition. Take a vitamin/mineral supplement twice daily.
- Bitot's spots are caused by a vitamin A deficiency. Vitamin D and adequate protein are also needed.
- Avoid eyestrain and smoke-filled rooms.

ENCOURAGEMENT—We must be much in prayer if we would make progress in the spiritual life. Take time with God, and you will be blessed for it. He can give you strength to live a better life, a clean life, a new life in Christ.

RED EYES

SYMPTOMS—Red lines in the whites of the eyes.

CAUSES—This can be caused by dust, pollen allergies, bright sunshine, cigarette smoke, other irritants, overwork, and staying up late at night.

People over 40 commonly experience this problem to some extent. But if it is excessive, or if you are younger, you may wish to give it closer attention.

TREATMENT—

- Get more rest at night. Pause and rest a little more during the day.

- Do not use "drops" from the pharmacy. They have an agent in them that constricts the blood vessels. This may make your whites look whiter for awhile, but no problems have been solved. Do not tinker with your precious eyes! When the drops wear off in a couple hours, the redness generally appears redder than before.
- Lay a cool, wet washcloth over your closed eye. The cold constricts the blood vessels naturally, and the moisture helps your eyes.
- Be sure and drink enough water, so you will have an adequate amount of fluid in your tear ducts.
- If the eyes are red when you wake up, the problem may be your eyelids. This is a low-grade infection of the eyelids. Treat it by washing your eyes with warm water at night before retiring.
- Any problem in the eyes should be taken seriously. Infection can be treated with a small amount of boric acid mixed with sterile water.
- Helpful herbs include eyebright, fennel, and cornflower. Eyebright is remarkably helpful for a number of eye conditions.

ENCOURAGEMENT—There must be a constant, earnest struggling of the soul against the evil imaginings of the mind. There must be a steadfast resistance of temptation to sin in thought or act. But, in the strength of Christ, this can be done. In Him we can live clean, pure lives.

COLOR BLINDNESS

SYMPTOMS—It is difficult to distinguish one color from another.

CAUSE AND TREATMENT—

- Take 50,000 units of vitamin A daily.

ENCOURAGEMENT—There are perils all about us. We must draw nearer to God. Cultivate the habit of talking with the Saviour. Let your heart be continually uplifted to Him, in silent petition for help, for strength to obey, and for guidance. Let every breath be a prayer.

NIGHT BLINDNESS

SYMPTOMS—You do not see as clearly in the dark as do others. When you go out into the dark, your eyes seem to adapt slowly to it.

CAUSES—This does not mean you are going blind. The primary problem is a lack of vitamin A, which the body uses to make visual purple and to help you see in the dark.

The lack of vitamin A in the system can be caused by an inferior diet. But it may also be traced to one of the following: The body has a fat malabsorption syndrome, and does not absorb oil-soluble vitamins properly. A zinc deficiency will cause the liver to poorly convert carotene to vitamin A. Cystic fibrosis, celiac disease, and various food allergies can produce intestinal changes which would affect fat-soluble vitamin absorption.

TREATMENT—

- Get enough vitamin A (50,000 units daily) and 15-50 mg of zinc.
- Some people wear a stronger prescription of glasses when they must drive at night. Keep the headlights and windshield clean. Do not wear sunglasses at dusk. Drive slower at night. Better yet, only drive during the day.

ENCOURAGEMENT—By keeping our minds on God and Bible themes, our faith and love will grow stronger. We will have a little heaven on earth. And those around us need our help so much.

ITCHY EYES

SYMPTOMS—The eyes seem tired and itchy.

CAUSES—Enervation, poor diet, lack of rest.

TREATMENT—

- Do not overwork or overeat. Eat a nutritious diet. Get enough rest at night.
- The diet should include the entire B complex, with an emphasis on B₆. Be sure your diet includes adequate calcium.
- Do not strain the eyes.
- Eyebright is a good herb for the eyes, which may help this.

ENCOURAGEMENT—The very first step in the path to life is to keep the mind stayed on God, to have His fear continually before the eyes. If you cannot take Jesus with you, do not go there. Do not watch it. Do not listen to it.

DRY TEAR DUCTS

SYMPTOMS—The eyes seem dry all the time.

CAUSES—There is a small tear duct which keeps each eye moist, yet it does not seem to be working properly.

TREATMENT—

- Be sure and obtain adequate amounts of vitamin A (50,000 units daily). A lack of it causes small openings to close down. Also include enough essential fatty acids in your diet, along with more calcium.
- Do not eat junk or processed foods.

—Also see "[*Sjogren's Disease*](#)"; you may have it.

ENCOURAGEMENT—Those who love God are changed from being rebels against the law of God into obedient servants and subjects of His kingdom. They live to help and bless others.

BLACK EYE

SYMPTOMS—The area around the eye turns black, following a blow to it.

CAUSES—Blood tends to pool around the delicate eyeball, in order to hasten healing.

TREATMENT—

- Boxing trainers deal with black eyes all the time. They apply an extremely cold piece of iron (something like a small tire iron) to the area. This reduces the swelling. An alternative is to hold a clean, cold soda can against the cheek (but not against the eye itself) for several minutes. Do not place any pressure on the eye itself.
- Do not take aspirin. Because it is an anticoagulant, the blood will not clot as well. Instead, the bleeding will continue longer.
- Do not blow your nose! If you received a severe strike, blowing your nose could cause blood vessels to burst beneath the skin in a much wider area! Sometimes the injury fractures the eye socket bone, and blowing your nose could force air out of your sinus adjacent to the socket. The air is injected under the skin—making the eyelids swell even more. This can increase the likelihood of infection.

ENCOURAGEMENT—Prayer takes hold upon Omnipotence, and gains us the victory. And this is what we need! We must have God or perish. We must submit to Him and obey Him. By the grace of Christ, this can be done.

ULCERATED EYE AND LID

SYMPTOMS—The eye has become inflamed, resulting in an ulcer on the eyeball.

The problem could then extend to the eyelid.

CAUSES—This happened because the normal covering of the eye was damaged in some way. The infection is generally caused by a virus.

TREATMENT—

- Obtain adequate rest, improve the diet, and take large doses of vitamin C (2,000 mg, 3 times a day).
- Apply warm yellow dock tea, in a poultice, to the eyelid. You can also drink it.

ENCOURAGEMENT—Every day learn something new from the Scriptures. Search them as for hid treasures, for they contain the words of eternal life.

MUCOUS IN EYE

SYMPTOMS—The eye seems be filled with mucous.

CAUSES—The cause may be a combination of an inadequate diet, poor working conditions, and an airborne infection.

TREATMENT—

- Improve the diet, and take a vitamin/mineral supplement twice a day. Obtain adequate rest. Work in a clear environment that is not overly dusty.
- Wash each eye with goldenseal root tea. But do not use goldenseal in large amounts if pregnant.

ENCOURAGEMENT—He who receives Christ by living faith has a living connection with God. He carries with him the atmosphere of heaven, which is the grace of God and a treasure that the world cannot buy.

CATARACTS

SYMPTOMS—The lens of the eye becomes clouded, so that the eye is unable to properly focus on objects. In advanced cases, the lens is becoming opaque, so that blindness is setting in. Only part of the eye is generally cloudy or opaque, but this can gradually extend to the entire eye.

CAUSES—The most common cause is senility.

Congenital cataracts occur if the mother had rubella during the first three months of pregnancy, or if the infant has galactosemia (inherited inability to digest galactose [a type of milk sugar, resulting from lactose] properly). These cataracts generally do not get worse. Not using milk products at all can help prevent this in adults.

Traumatic cataracts result from blows which rupture the anterior lens capsule, harmful chemicals, intense infrared radiation, or X rays. Radiation causes free radical damage in the eyes. This causes the lens to absorb aqueous humor. The lens becomes cloudy and must be removed, to restore eyesight. People living closer to the South Pole (which has part of its ozone layer stripped away) are more likely to develop cataracts.

Other causes include hypoparathyroidism, Down's syndrome, and atopic dermatitis. The longer one has diabetes, the greater the risk of cataracts.

Hair dye has been shown to cause cataracts. Only 23% of those not dyeing their hair get cataracts; whereas 89% of those who dye their hair develop them.

Complications of tumors, detached retina, iritis, glaucoma, and severe myopia can also bring it on.

Other studies reveal that people with stress, allergies, or who eat seafood (thus ingesting methylmercury) are more likely to develop cataracts.

It is now known that a reduction in vitamin C or B₂ in the diet can help produce cataracts. High blood sugar levels and low calcium levels can also bring it on.

TREATMENT—

- Cataracts are the most common form of blindness in older people, and should not be ignored when beginning to develop.
- Obtain adequate rest at night. Do not sit up watching television till late at night! You are tiring your eyes and irradiating them with X rays at the same time.
- Maintain a good nutritious diet! Do not drink milk or eat cheese, ice cream, seafood, or grease. Get enough vitamins E, C, B complex (B₂ is very important!), selenium, zinc, bioflavonoids, 1-glutamine, 1-arginine, 1-cysteine, and glutathione. If diabetes is involved, add chromium supplementation. Avoid excess cholesterol, sorbitol (artificial sweetener), unsaturated fatty acids, and mercury tooth fillings (amalgam).

- Higher blood sugar levels in diabetics and hypoglycemics causes the cells in the lense to absorb large amounts of glucose. This is converted into sorbitol, an insoluble form of sugar. This gradually crystallizes in the eye—forming a cataract.
- Take chaparral tea internally. Place a drop of honey in the corner of the eye at night. This will help absorb the crystals.

ENCOURAGEMENT—Do not say that you cannot overcome your moral defects. In the strength of Christ, you can. He will empower you to do all that His Father asks of you. The impossibility is all in your will. If you will not, then you cannot. If you are willing, God will strengthen you to resist temptation.

STY

SYMPTOMS—What appears to be a small pimple develops on the eyelid.

CAUSES—The oil gland has become infected, inflaming the tissues of the eyelid.

TREATMENT—

- Do not delay solving this problem. If it does not quickly heal, it may need to be drained by a professional. Do not squeeze the lump; this may result in spreading the infection more widely. Sties can be dangerous, so do not be casual about them.
- Take adequate vitamin A; more so, if you have sties frequently. Go on a 5-day fruit fast, plus carrot and celery juice. Keep the bowels clean with an enema every morning.
- Do not eat refined, fried, and processed foods; meats; unsaturated oils; salt; alcohol; tobacco; dairy products; or white flour.
- Chopped and diced carrots or mashed potatoes (raw or cooked) can be made into a poultice and applied over the area. They can be left on for an hour and repeated 3 times a day.
- Hot compresses on the area are sometimes recommended; but keep in mind that it was a very hot compress which blinded young Fanny Crosby.

- Partially hot compress, alternated with cold, will help draw the pus to a head and then break it open.
- Drink 3 cups of goldenseal tea or eyebright to help clean the liver. Fennel or myrrh may be substituted.
- In tenacious cases, antibiotics may be necessary.

ENCOURAGEMENT—The Bible reveals the plan of salvation, and shows how sinful man may be reconciled to God and enabled to live a clean, godly life.

SCOTOMA

SYMPTOMS—The person seems to see "spots" or a spot in front of the eyes.

CAUSES—An unnatural blind spot exists on the retina.

TREATMENT—

- Increase the amount of vitamin A in the diet; and, of course, decidedly improve the general diet. Throw out all junk and processed food. Obtain adequate rest at night.

ENCOURAGEMENT—You cannot control your impulses, your emotions, as you may desire; but, in the strength of Christ, you can control the will, and you can make an entire change in your life.

PHOTOPHOBIA

SYMPTOMS—Light hurts the eyes.

CAUSES—This may occur occasionally or gradually increase. The cause is a lack of vitamin A in the diet.

TREATMENT—

- Take 50,000 units of vitamin A daily for a short time.

ENCOURAGEMENT—All who have a sense of their deep soul poverty, who feel that they have nothing good in themselves, may find peace and strength by looking to Jesus. Thank God, that He not only accepts us, but He changes us.

CHALAZION

SYMPTOMS—This appears to be a sty on the eyelid, but it is not. After several days, the swelling and pain disappears, but a slow growing pea-sized nodule on the lid remains.

CAUSES—A chalazion is the result of plugged meibomian glands in the eyelid, and results from nutritional deficiency.

TREATMENT—

- Take vitamin A (at least 50,000 units per day, as beta carotene, for a number of days. Also take zinc (50 mg, 3 times a day).
- Apply warm poultices of 3% boric acid on the closed lid. A boric acid ophthalmic ointment may be obtained without prescription from the pharmacy.

ENCOURAGEMENT—When God gave His Son to our world, He endowed human beings with imperishable riches—with which nothing else can compare. Christ offers you all the love of God. Come, accept it just now.

CONJUNCTIVITIS (Pinkeye)

SYMPTOMS—The membrane lining of the inner part of the eyelid becomes inflamed. The eyes may appear swollen and bloodshot, and are often irritated and itchy. If there is pus, eyelids often stick together after being closed for a period of time.

CAUSES—There may be a discharge from the eye. The origin may be viral if the discharge is thin and watery. If it is white and stringy, the cause may be allergenic. If there is pus, it may be bacterial in origin.

When caused by a virus, conjunctivitis is highly contagious. The cause is generally viral or bacterial infection or physical or chemical injury.

Causes include injury to the eye, bacterial infection, allergens, dust, contact lens solutions, fumes, smoke, chemicals, makeup, or other foreign substances in the eye. Be careful about swimming pool water; it can cause eye and ear infections.

When caused by allergens, the infection may reoccur at a certain time each year. In young children "viral conjunctivitis" can occur from spring till fall.

Viral conjunctivitis is often found among groups of school children. Conjunctivitis is the most common form of eye infection in Western civilization.

TREATMENT—

- Apply warm poultices of 3% boric acid on the closed lid. A boric acid ophthalmic ointment may be obtained without prescription from the pharmacy.
- Apply charcoal poultices overnight. Mix enough water in, to make a thick paste and spread it over a piece of cloth that is larger than the inflamed area. Hold it in place with an ace bandage and leave on overnight. Use only enough pressure to hold it in place—but not so tight that pressure is placed on the eyeball. To avoid spreading the infection, carefully dispose of the cloth in the morning; do not save and use it again.
- During the day, slurry charcoal water can be applied: Add ¼ tsp. salt and 1 tsp. powdered charcoal to a cup of water, boil, let cool, and strain through several layers of cloth.
- With a dropper, put 4-5 drops of the clear fluid on the affected eye every 2 hours.
- Wash hands carefully after each treatment.
- Do not place a patch on the eye, for it can cause bacterial infection and weaken the eyelid (so it will later droop).
- Ice-cold compresses can be laid on the eye during the acute stage. For half an hour,

apply a wrung-out washcloth to the eye; change it every 2-3 minutes. Stop for 30-60 minutes, and then repeat for another 30 minutes.

- Hot and cold applications can be applied every 4 hours. But the water should never be too hot (that is what blinded young Fanny Crosby). Apply a cloth wrung out of slightly hot water for 2 minutes, then a cold cloth for 30 seconds. Do this for 15 minutes.
- Saline irrigations are also good. Add 2 level tsp. of salt to 1 quart water, to rinse discharges out of the eyes.

PREVENTION—

- Avoid the problems noted under "[Causes](#)," above.
- When something gets in your eye; get it out. Grasping the eyelash and pulling the upper lid over the lower lid, induces tears and helps wash out foreign bodies.

ENCOURAGEMENT—The heart of him who receives the grace of God overflows with love for God and for those whom Christ died. He becomes kind and thoughtful, humble, yet full of hope and encouragement to those around him.

GLAUCOMA

SYMPTOMS—Early symptoms include eye pain or discomfort mainly in the morning, blurred vision, halos around light, inability to adjust to darker conditions, and peripheral (side) vision loss (resulting in tunnel vision).

Higher than normal pressure within the eyeball (called intraocular pressure), it is more common in blacks than whites, tends to run in families, is more common in women than men, and especially affects people over 40.

CAUSES—Fluid is continually produced in the eyeball; and, just as continuously, it is draining out. The balance is called intraocular pressure. Normal pressure is 15-20 millimeters of mercury, but glaucoma levels may reach 40 or more. The increased pressure, unless it is relieved, will damage the optic nerve and produce blindness. Glaucoma is the second leading cause of blindness. There are several types of glaucoma.

TREATMENT—

- There appears to be no evidence that restoration of vision, lost through glaucoma-caused nerve degeneration, can be restored. But there are things which can be done to slow or stop the advance of this problem.
- Dietetic problems are among the most common causes of glaucoma. This includes overeating, eating the wrong foods, and not eating the right ones. Emphasize a raw, vitamin C rich, diet.
- Food "allergies," eating foods which do not agree with the system, can be a frequent cause of the disease. Do a pulse test and find out which foods may be causing you problems. In addition, a tonometer can be purchased, which you can use to test your eyeball pressure.
- The diet should include betaine HCl, vitamin C, a good vitamin/mineral supplement, vitamin A, vitamin B₂, and nourishing, natural food—but not too much of it.
- Moderate, daily out-of-door, exercise helps reduce pressure.
- Warm fennel herb, alternated with chamomile and eyebright, is helpful. Apply as eyewash in an eyecup or three drops to each eye, 3 times a day.
- If anxiety seems to be a cause, increase the B complex intake. Avoid stress, worry, fear, and anger. Cultivate a tranquil, restful lifestyle. Great temperature changes (as found in the north) are a source of stress.
- Higher blood sugar levels increase pressure.
- Avoid heavy lifting, pulling, etc. Avoid constipation, for straining at the stool increases eye pressure (as does diarrhea). Maintain a slight, mild laxative effect. Avoid sitting or standing still for long periods. Lying face down significantly increases pressure. Standing on the hands astoundingly increases pressure.
- Increased blood pressure brings increased pressure within the eyeball. Keep your blood pressure down!
- Do not use the eyes intensively for long periods of time (TV viewing or excessive reading).
- Avoid coffee, tea, tobacco, alcohol, and all junk and processed foods. Smoking damages

eyes which have glaucoma. Tobacco in the system increases intraocular pressure. Avoid spicy foods.

- Avoid excessive fluid intake (juice, water, milk, etc.) at any one time. Drink only small amounts, and only an hour apart.
- Motion sickness medication patches increase eyeball pressure.
- Those with glaucoma do well to remain under the care of a professional. Every time the pressure increases, a little more eyesight is permanently lost.

ENCOURAGEMENT—No difficulty can hinder you, if you are determined to seek first the kingdom of God and His righteousness. Looking to Jesus, you will be willing to brave contempt and derision for His sake.



**ENCYCLOPEDIA
INDEX PAGE**

Section 4

Head and Throat

Part 4

Smell and Taste

ANOSMIA (Loss of sense of smell)

SYMPTOMS—One does not detect odors. This can occur either temporarily or regularly.

CAUSES—This occurs when one has a cold or rhinitis (nasal inflammation, resulting from colds or allergy).

But when it is chronic, then it has one of several causes: a lack of zinc in the diet, an injury, a tumor, or a stroke. Zinc will not help in those cases.

TREATMENT—

- Take 30-60—generally 50 mg—of zinc, 3 times a day.

ENCOURAGEMENT—What love, what amazing love! That the King of glory would humble Himself to save fallen humanity! Come, fall before Him just now, and give Him your life anew.

NASAL CATARRH—1 (Rhinitis; Runny, stuffy nose)

SYMPTOMS—Rhinitis is the inflammation of the nasal passages, producing nasal congestion and increased secretion of mucous. The nose is runny or stuffed up. When a person drinks enough water, the nose is runny; when not enough has been taken, the nose is stuffed and one has to breathe through the mouth.

CAUSES—This condition accompanies a variety of problems, including the common cold.

TREATMENT—

- Obtain adequate rest, an adequate fluid intake, and a well-balanced diet. Increase the amount of vitamin A, as well as the other vitamins.
- Eucalyptus oil is an old-fashioned treatment, long in use. Other helps include German chamomile, scotch pine, and cayenne pepper.
- An important aspect is not to blow hard—and unintentionally force phlegm up the eustachian tubes. This can lead to ear infection.
- Beware of decongestants; they can hurt the nasal lining.

—Also see "[Nasal Catarrh—2](#)," "[Common Cold](#)," and "[Catarrh 1](#)."

ENCOURAGEMENT—By yielding your will to Christ, He will hold you fast. You will have strength and determination to live a clean life, and resist temptation to sin.

NASAL CATARRH—2 (J.H. Kellogg, M.D., Formulas)

(1) ACUTE Catarrh (Acute Coryza) —

GENERAL TREATMENT—**Sweating bath at bedtime, followed by a short cold application:** Wet Sheet Rub; Cold Towel Rub; Cold Douche; Hot Foot Bath, with very hot compress to the face; Steam Inhalation; and water drinking.

TO PREVENT—Cold Bath daily or twice a day; out-of- door life; avoid excessively warm clothing and warm living, or warm sleeping rooms, in the winter. Wear linen next to the skin in summer and winter.

(2) CHRONIC CATARRH —

BASIC CONSIDERATIONS—Avoid taking cold. And when an acute catarrh is contracted, eliminate it as soon as possible.

INCREASE ACTIVITY AND TONE OF THE SKIN—Short sweating procedures, especially the Radiant Heat Bath and Wet Sheet Pack continued until the sweating stage, followed by short cold applications: Wet Sheet Rub; Shallow Bath or Cold Douche; Neutral Bath at bedtime, 20-30 minutes, 3 times a week; daily Cold morning Bath; Cold Towel Rub; Cold Shower or Shallow rubbing Bath. All sweating baths ought, if possible, to be taken just before retiring at night.

IMPROVE NUTRITION AND LIFESTYLE—Avoid indigestible, spicy, foods and meats. Eat simply of wholesome food. Obtain needed out-of-door exercise, sunbaths, and swimming.

RELIEVE NASAL CONGESTION—Alternate Compress to the face; Alternate Sponging or Compresses to the upper spine; Cold Foot Bath under running water if the extremities are cold.

GENERAL METHOD—Build up the general health by tonic measures, employing Friction Tonics, at least twice daily. Avoid Hot Baths and too warm clothing. Expose the body, as much as possible, to the open air, but use great care to avoid taking cold by undue exposures; gradually train the body to the point of enduring exposure without injury. (Drink enough water to keep the mucous in the nose thin, so it can easily flow out without clogging the passageways. Do not blow your nose, lest mastoid infection occurs).

—See "[Nasal Catarrh—1.](#)"

NOSEBLEED (Epistaxis)

SYMPTOMS—The nose bleeds.

CAUSES—Physical injury, excessive dryness causing the nasal surface to crack, scratching with the fingernail, blowing the nose hard, sudden change in atmospheric pressure.

TREATMENT—

Anterior nosebleeds (from the nose itself) are most common:

- Blow out the clots, then sit in a chair and lean forward without tilting the head back. (If you lie down or lean backward, you will swallow blood.) Put a small piece of wet cotton (or cloth) in the nose and pinch lightly on it for 5 minutes. Then apply cold washcloths or an ice pack to the nose, cheek, and neck. (Another suggestion is to have him lightly sniff cold water with a little salt or lemon juice added.)

- Then apply vitamin E oil (or petroleum jelly) to the inside of the nose. Lie back and rest for a time. If the nosebleeds are serious enough to warrant it, rest as much as you can for two days.
- The rupture in the blood vessel that caused the nosebleed requires 7-10 days to completely heal. When the bleeding stops, a clot forms and then becomes a scab. Do not pick it loose.
- Make sure you are getting enough vitamin K in the diet. It is found in all dark greens. Put lactobacillus acidophilus in the colon. It will synthesize, and thus increase, the amount of vitamin K in your body.
- Be sure to take enough vitamin C. Calcium, magnesium, alfalfa, and vitamin E are also important.
- When the nose dries out excessively, nosebleed can occur. Try increasing the humidity in the room. Consider purchasing a humidifier. Smoking dries out the nasal membranes.
- Medicinal blood thinners can cause nosebleeds. Blood thinner drugs are what you find in D-Con rat poison.
- White oak bark (or bayberry or ephedra sinica) tea is an astringent. It can be snuffed up the nose before inserting the cotton.
- A little cayenne can be swallowed in some water. This will draw blood away from the head to the stomach.

The other type is the *posterior nosebleed*:

- This occurs in the elderly, and is caused by high blood pressure. The bleeding starts in the rear of the nose, and runs down into the throat. The blood pressure must be lowered! Increase water intake and see a physician.
- Keep in mind that a posterior nosebleed is far better than having a blood vessel rupture from high blood pressure—inside the cranial cavity. Then you have a stroke!

Whichever type of nosebleed may occur, here are additional suggestions:

- Those with frequent nosebleeds should take extra iron. It is needed to make hemoglobin. Rutin is also needed.

- Avoid oral contraceptives. Anything that changes estrogen levels can make you more prone to nosebleeds.

HYDRO—Here are several treatments for nosebleed, discussed in the author's book, *Water Therapy Manual* (see [order sheet](#)):

- Contrast Bath to the Hand or Arm. Two very deep pails may be used. The hot water should be as hot as can be borne (*p. 114*).
- Hot Foot Bath. This can also be used to stop a nosebleed (*p. 116*).
- Cold Plantar Douche. This is a cold water spray to the bottom of the feet (*p. 166*).
- Ice Bag to back of the neck; short hot Fomentations to the face (*p. 218*).
- Ice to the back of the neck; Hot Compress over face; ice to hands; elevate hands to vertical position, if necessary; Hot Foot Bath or Hot Leg Pack; very Hot Nasal Douche (*p. 224*).

ENCOURAGEMENT—If we are in Christ, we are heaven-bound. So we must not seem mournful to those around us. Rejoice, for every day is one day nearer heaven! Do all you can to be a blessing to those you come in contact with.

NASAL CUTS AND INFECTIONS

SYMPTOMS—Efforts to pick at the inside of the nose, to clean it out, will occasionally result in cuts inside which sometimes become mildly infected for a time.

CAUSES AND TREATMENT—

- It is easy to get into a habit of picking at the nose, even when there is no reason to do so. People sometimes feel driven to pick at the nose, imagining they will somehow make it super clean.
- But unwashed fingers in the nose can result in cuts which infect for a day or two. (Infection from contaminated hands is even more likely if you have a dog or cat in the house.)

- The solution is simple enough: Routinely wash your nose out with water in the bathroom every morning. This only takes a few seconds, but it will remove the sometimes sticky mucous in there. The urge to afterward pick at the nose will be lessened.
- Teach yourself, whenever possible, to leave your nose alone.

ENCOURAGEMENT—All around us, souls are hungering for Christ and a knowledge of how to be saved. Do all you can to be a help to them. They need you to help lead them to God. In His strength, you can do it.



**ENCYCLOPEDIA
INDEX PAGE**

Section 4

Head and Throat

Part 5

Ears

EAR CONGESTION (J.H. Kellogg, M.D., Formulas)

NOTE—This section deals with methods of reducing blood congestion in the middle ear and inner ear, and was taken, with slight adaptation, from Dr. William L. McKie's book, *Scientific Hydrotherapy*, page 55.

DRAINING THE MIDDLE EAR—Applications should be made to the whole side of the head and face, diverting blood from the internal carotid and internal maxillary blood vessels. If the Hot Compress extends below the jaw, the common carotid will be dilated (enlarged), which you do not want. An Ice Bag should be placed below the jaw at the same time. This will increase the effect, by contracting the carotid.

DRAINING THE INNER EAR—The internal ear, receiving its blood supply from the vertebral artery, a branch of the subclavian, is not affected by heat over the ear. But the inner ear problem may be relieved, when congested, by warm applications to the arms and cold applications to the head and back of the neck, thus diverting the blood into the arms from the vertebral arteries by a proximal compress or an ice bag to the back of the neck.

—Also see "[*Earache and Infection.*](#)"

EARACHE and INFECTION; MASTOIDITIS (Otitis Externa and Media)

SYMPTOMS—One or both ears ache. This is frequently accompanied by infection in the middle ear.

The pain will be worse at night because the body is prone (flat) and it is more difficult for the eustachian tubes to drain out the phlegm.

Sometimes the ears will ache because there is trouble with the teeth (referred pain), but this is not common.

CAUSES—Infection of the outer or middle ear causes pressure to build up. This pressure on nerve endings causes pain. But, if there were no pain, there might be no warning that a serious ear problem existed.

Otitis externa is infection in the outer ear. The eardrum through the length of the eustachian tube becomes swollen and inflamed. There is a slight fever, discharge from the ear, pain (which increases when the ear is touched or pulled), and temporary loss of hearing.

Otitis media is infection in the middle ear, and is especially common in infants and children. The infection is located behind the eardrum, where the small ear bones are located. There is earache, fullness, pressure in the ear, and a fever as high as 103° F. or higher.

Here is an ear test: if you can wiggle your outer ear (the part you can see) without pain, you probably have a middle ear infection; if there is pain, the infection is in the eustachian tube.

Going into higher altitudes can push phlegm, already in the eustachian tube, into the middle ear. Never sleep on your ear if you have a head cold and the vehicle is moving upward to a higher elevation.

Infection in the inner ear generally results from meningitis or from the spread of a middle-ear infection. Symptoms include loss of hearing, nausea, dizziness, vomiting, and fever.

Earache is a common childhood infection. Most children experience it. It is easier for a child to have an ear infection, since his eustachian tube is shorter than that of an adult. Causes include childhood diseases, allergies, colds, and respiratory infections.

If they are frequent, ear infections can lead to loss of hearing.

Chronically enlarged adenoids may cause blockage of the eustachian tubes, leading to congestion and fluid buildup in the middle ear.

There is a tendency for people who have ear problems to be heavy earwax producers. To reduce the amount of earwax made, eat less unsaturated fatty acids. Unsaturated fatty acids are not a problem.

TREATMENT FOR INFECTION—

- If you seem to have pain in the ear, pull on the earlobe. If the pain increases, then you probably have an ear infection. If the pain does not increase, you may have a dental problem.
- Keep the ears warm and the person resting in bed, preferably with his head and, perhaps also, his trunk slightly elevated (to assist natural drainage of the eustachian tubes). Surgical draining might be necessary. The fever increases the need for vitamins A and C. Keep the feet warm. Heat applied to the feet will draw blood from the head and improve circulation.
- Sit up when practical to do so, to decrease the swelling and start the tubes draining. Swallowing will help ease the pain. Yawning really helps open up the eustachian tubes.
- Blow warm air from a hair dryer 18-30 inches from the ear, and blow air toward it.
- Warm some oil to body temperature, and place a drop or two in the ear. This will help lessen pain. But do not do this if you think the drum has burst!
- A helpful method, used by many for a long time is this: To alleviate pain in the ear, use a little olive oil or garlic oil in the ear, then add a drop or two of lobelia tincture.
- Another way to reduce pain is to make a paste, using onion powder or clay packs. Then apply this to the outside of the ear.
- Bake a large onion until it becomes soft, and tie it over the ear; this will often give great relief when pain is severe.
- Avoid sugar, dairy products, meat, and heavy meals until the crisis is past. Herbal teas are helpful in assisting the healing process. This includes peppermint, echinacea, goldenseal, pau d'arco, and slippery elm.
- Because they increase sticky mucous in the body, dairy products increase ear infections. Excessive sweets and starches lower resistance and intensify ear problems.
- People with a tendency to ear infection should avoid all cow's milk products. But, in addition to producing so much mucous, it is reported that milk allergies can produce earaches (and even a burst eardrum), simulating otitis media—without an ear infection actually existing.
- Avoid cigarette smoke, for it can irritate the eardrum.
- Place drops of hydrogen peroxide in the ear, to help clean it out. Then rinse out with

water. Do not leave the peroxide there. It can sink through the eardrum and produce a fizzing sound which can last for several years.

- Take garlic enemas. These will help disinfect the body of higher levels of toxins that are building up from the infection. Signs of this are chills, fever, general aches, and pain increase.

TREATMENT FOR RUPTURE—

What should you do if the eardrum ruptures? Causes include a severe ear infection, sudden pressure inward on the ear, resulting from diving, slapping, a strong kiss to the ear, or a nearby explosion.

During an ear infection, pus builds up and causes pain in the ear. *If this pus starts leaking to the outside,* then the eardrum has ruptured.

- In case the eardrum ruptures, put nothing in the ear until the eardrum is healed. A fomentation on the outside of the ear can be helpful.
- Once the infection increases to acute pain, you may need antibiotics.
- An alternate method is: When the ear has abscessed and broken, use warm peroxide to wash the ear out. The peroxide will loosen the putrefied matter and bring it out of the ear. This method is probably good for cleaning out the ear; but keep in mind that hydrogen peroxide is best used on outside body surfaces, where oxygen can cause it to fizz into harmlessness. When it gets inside sensitive body parts, it can continue there for quite some time. We know of one individual who had peroxide in his ear for several years thereafter; and, every so often, he could hear it lightly fizzing.
- When using water therapy on the ear, be guarded. Hot applications over the area under the ear could cause trouble!

- Also see "[Swimmer's Ear](#)."

HYDRO—Here are hydrotherapy treatments mentioned in the author's book, *Water Therapy Manual* (see [order sheet](#)):

Irrigation of the Ear: A lean rubber tube is used to gently (gently!) introduce a flow of water onto the outer ear. The water is *never* applied with any pressure! It flows to the ear and out to the side. The temperature may be from 100° to 120° F., depending upon the effect desired. The source of water should be on a level with the top of the head (to maintain only a slight pressure). Never use force, because perforation of the ear often

exists; and serious injury could result from introduction of water, with any degree of force, into the middle ear. The head should be inclined to the side as the water is applied.

The canal of the ear should afterward be carefully dried and covered with a cloth or a warm hand for a few minutes. In cold weather, the ear should not be exposed out-of-doors for at least an hour after warm ear irrigation is applied; and, even after that, a small piece of cotton should be placed in the outer passageway.

This measure affords great relief in the pain of acute otitis media and earache due to other causes. In chronic suppurative disease of the ear, this measure is indispensable as a means of cleansing and disinfection (*p. 151*).

Draining the middle ear: Applications should be made to the whole side of the head and face, diverting blood from the internal carotid and internal maxillary blood vessels. If the Hot Compress extends below the jaw, the common carotid artery will be dilated (enlarged), which you do not want. An ice bag should be placed below the jaw at the same time, and will increase the effect by contracting the carotid.

Draining the inner ear: The inner ear problem may be relieved, when congested, by warm applications to the arms and cold applications to the head and back of the neck, thus diverting the blood into the arms from the vertebral arteries by a proximal compress or an ice bag to the back of the neck (*p. 194*).

Inflammation of ear: Fomentation over affected part; derivative treatment to legs: Hot Leg Bath, Hot Foot Bath, Prolonged Leg Pack (*p. 210*).

Inflammation of middle ear: Ice to throat of the same side, Fomentation over ear (*p. 221*).

Earache: Ice Bag to the neck of the same side; Fomentation over ear; Hot Ear Douche, if necessary. Protect the ear with warm cotton, to prevent chilling by evaporation after treatment (*p. 224*).

Eustachian tube inflammation: The Heating Throat Compress is an application of a cold cloth, covered with flannel, which then heats up and results in improved circulation and a better flow of healing blood into, and out of, the afflicted area. Wring the cotton cloth from cold water and place it around the neck. This should be about 2-3 thicknesses about the neck. Cover it well with flannel (singly or doubly, depending on the thickness). Fit the flannel snugly but not too tightly that it will be uncomfortable. Pin it securely. Remove it the next morning. It should be entirely dry. In eustachian tube inflammation, the compress should extend upward about the lower part of the ear. You may need to hold up this part of the compress (the part by the lower part of the ear) with a bandage that is fastened to it and goes over the top part of the head and back down to it on the other side (*pp. 51-53*).

PREVENTION—

- Never dive below 3-4 feet below the surface of the water.
- Never sleep in a plane or vehicle when it is descending—or ascending. If you are in a car, climbing up or down the mountains—do not sleep, especially on your side. You do not swallow as often when you are asleep; and, if you have phlegm in your sinuses, it can go up into your ears.
- Be careful when scuba diving. The greatest air pressure changes occur within the first 33 feet below the surface. Avoid earplugs and hoods which are too tight-fitting, so you cannot equalize air pressure in the ears.
- Avoid the above three situations, when your head is stuffy with phlegm.
- Breast-feeding reduces a baby's chances of having ear trouble.
- Do not smoke.

—Also see "[Ear Congestion.](#)"

ENCOURAGEMENT—Christ will not be satisfied till the victory is complete in your life. He wants to change you into a full overcomer. Do not fail Him. Let Him empower you to obey the Ten Commandments.

EARWAX

SYMPTOMS—Hearing is becoming duller, and the person suspects he may be losing his hearing.

CAUSES—The problem may be a hard plug of earwax in the ear canal. Some people have constant ear pain until the excess wax is cleaned out.

If you do not chew your food thoroughly, earwax can build up. The chewing tends to break it down.

Saturated fats contribute to excess production of earwax.

TREATMENT—

- Never put anything sharp in the ear! That includes bobby pins, paper clips, and pencil tips. They can puncture the eardrum.
- Do not use cotton-tipped swabs either, because they merely ram the wax down deeper and impact it the more.
- Place something in your ear which will soften it. This can be hydrogen peroxide, mineral oil, or glycerin. Add a drop or two of this to each ear. Let the excess run out. The liquid left inside will soften the wax. Do this for a couple days.
- Fill a bowl with body-temperature water. Suck it into a rubber bulb syringe; and, holding your head over the bowl, gently squirt the water into the ear. Use very, very little pressure. Turn your head and let the water run out.
- Do not rub the ears, to dry them. Either use a hair dryer (18-20 inches away) or drop a little alcohol in each ear. Do not wash out the ears in this manner more often than every couple months. You need some earwax to protect your ears.
- There is a tendency for people who have ear problems to be heavy earwax producers. To reduce the amount of earwax made, eat less unsaturated fatty acids. Unsaturated fatty acids are not a problem. It is the over-balance of unsaturated fats which causes the earwax problem.
- An alternate method of cleaning out the earwax is this: Using an eyedropper, place either a solution of 1 part vinegar to 1 part warm water or a few drops of hydrogen peroxide in your ear. Allow it to settle for a minute, then drain it. Do this 2-3 times a day. If the wax is hard and dry, apply garlic oil for a day or two, to soften it. Then wash out the ear with a steady stream of warm water, under no pressure. Patiently continue irrigating the ear canal, flushing with warm water. The wax buildup will come out.
- Yet another method is using "ear candles," available at health food stores. Someone will have to help you use them. Instructions come with the candles. Afterward, you may be bothered by the fact that an excess of wax has been eliminated. You may need to put cotton in each ear for a time.

ENCOURAGEMENT—One day alone is ours; and, during this day, we are to live for God. For this one day we are to place in the hand of Christ all our purposes and plans, casting all our care upon Him, for He careth for us.

SWIMMER'S EAR

SYMPTOMS—An ache and/or infection in one or both ears, after swimming in a pond, creek, or public swimming pool.

CAUSES—*Swimmer's ear* occurs when pool water remains in the outer ear canal too long. Bacteria or fungi in the water increases the chance of infection. When swimming in contaminated water, keep your head out of the water.

The pool water, having repeatedly wet and softened the earwax, caused it to become an ideal place for bacteria to grow.

But the most common cause is infection from the nasal passages and throat, having been pushed into the eustachian tube when the nose was blown too hard.

Constant swimming throughout the summer can result in infestation of the external ear canal by candida albicans. Constant dampness (in water that is not entirely clean) throughout the summer swimming season is thought to be the cause.

TREATMENT—

- Hydrogen peroxide ear drops.

See "[Earache and Infection](#)" for additional help.

ENCOURAGEMENT—If you have given yourself to God, to do His work, you have no need to be anxious for tomorrow. He will take care of that. Instead, just for today, live for Him, obey Him, and be a blessing to all around you.

HEARING LOSS

SYMPTOMS—One's sense of hearing is lessening.

CAUSES—It may be that the sense of hearing is being lost. But it also may be that the ear has too much impacted earwax. (See "[Earwax](#)" for how to remove it.)

A manganese or tin deficiency in the diet can result in a hearing loss. Putting these back into the diet can reverse this, and restore the hearing.

Other possible causes would include: Milk allergies, poor ear circulation, and vitamin A deficiency.

The ear drums might be hardened with age. This generally accompanies hardening of the arteries.

Catarrhal deafness could be the problem. This starts when an acute infection (such as a cold or the flu) is suppressed and not allowed to run its course and be properly eliminated. A low level infection continues in the ear, and gradually ruins the hearing.

When acute diseases are treated with aspirin or quinine, partial or complete deafness can result. Other drugs which cause this effect are aureomycin, streptomycin, barbiturates, cocaine, opium, and their derivatives.

Smoking and caffeine cause spasms and narrowing of blood vessels.

Other substances to avoid would include lead, mercury, and cadmium.

Excessive amounts of noise injures the fine structures in the inner ear and gradually produces deafness.

Some people have occupational hazards which eventually lead to deafness. This includes piloting small planes and running chain saws or heavy equipment.

TREATMENT—

- Consider the above factors.
- Clean the ears, make sure manganese and tin are in the diet (take Nova Scotia dulse or Norwegian kelp). Take pulse tests and gradually eliminate food allergies. If milk is the problem, cut out all milk products from the diet. Avoid medicinal drugs, chemicals, and loud noises
- Eat a wholesome, nutritious diet, with vitamin/mineral supplements. Drink fresh vegetable juices.
- Eliminate processed, sugared, and junk foods from the diet.

- *In case there is an inflammation in the ear which causes the hearing loss:* Mullein oil can be put in the ear as ear drops. 2-4 drops of warm (not hot) garlic oil or liquid extract is also good. Do not use the same dropper in both ears, as it may spread the infection. Eat fresh pineapple.
- If you seem to have pain in the ear, pull on the earlobe. If the pain increases, then you probably have an ear infection. If the pain does not increase, you may have a dental problem.

PREVENTION—Always wear ear protection when using appliances or equipment which produce loud noises. This would include power tools, chain saws, lawn mowers, table or portable saws, and target practice. Use ear plugs rated for at least twice as many decibels as you need, to ensure protection.

When listening to music, it should never be so loud you cannot hear the ring of the doorbell or the telephone. If you use earphones, no one else should be able to hear sound from your earphones. If they can, you are playing the music too loud for the safety of your ears!

The average rock concert or stereo headset at higher levels (100 decibels, plus) can damage your hearing in 30 minutes. Two hours in a video game arcade can do the same thing. By comparison, an air hammer is 120 decibels.

Wear ear plugs when swimming in public places.

Reduce your cholesterol level. Those with high cholesterol have greater hearing loss as they age.

Do not get German measles while you are pregnant. If you are vaccinated for it, do not become pregnant for 3 months afterward. The ensuing birth defects to the child could include hearing loss.

Beware of medications during pregnancy.

Make sure your infant has good hearing. If not discovered, he or she will miss much instruction in a variety of speaking skills. Generally, you will be the first one to learn if such a problem exists, not the doctor.

ENCOURAGEMENT—The Bible reveals how we can be saved. From Eden lost to Eden restored, it tells the entire story of salvation in Christ. Read that precious book, and you will be blessed and be a blessing to others.

MENIERE'S SYNDROME

SYMPTOMS—A disease of the inner ear, characterized by recurring episodes of ringing in the ears (tinnitus), loss of balance, and severe dizziness (vertigo). There is progressive deafness and a sensation of fullness in the ears. Sudden movement during an attack can induce nausea and vomiting. Sometimes there is an uncontrollable horizontal jerking of the eyeballs.

The condition may affect one or both ears. It generally occurs in adults (most often in women, 50-60 years old). The onset is sudden. It may last for hours or weeks, and then return soon again, after years. In most instances, it is experienced only in one ear, and can result in complete deafness in that ear.

Vertigo is the sensation that the world is turning around you. Meniere's syndrome accounts for 10-15% of all vertigo (and 5% of all dizziness).

(Also see "[Vertigo](#).")

CAUSES—This often results from a metabolic problem, resulting from a disturbed carbohydrate metabolism, such as is found in hypoglycemia.

Impaired blood flow to the brain may be a causative factor. Those experiencing Meniere's syndrome often have a history of vasomotor rhinitis, ear trouble, and allergies.

Autopsies reveal an edema in the membranous labyrinth.

Other possible causes may include allergies, viruses, infections, and hormonal intolerances.

Symptoms exactly like Meniere's syndrome can be caused by a cholesteatoma. This is a tumor-like growth in the middle ear, which gradually pushes on the central nervous system. Consulting with a specialist might be of help in diagnosing the cause.

In some instances this is misdiagnosed; and it is actually salicylism, from excessive self-medication of aspirin. That can also cause deafness, ringing in the ears, dizziness, headache, vomiting, confusion, and hyperventilation in the later stages. If that is the cause, stop all taking of aspirin immediately.

Fluid retention in the semicircular canals might be putting pressure on the delicate nerves of the inner ear.

TREATMENT—

- A general cleansing routine is often met with excellent results. This would include fasting for 3-7 days on vegetable juices, which would be repeated every six weeks. In

between, a solid nutritious diet, composed of lots of vegetables, seaweed, seeds, nuts, beans, etc., should be eaten.

- Vitamins A, B complex (including B₆, niacin, pantothenic acid), and especially vitamin C. Calcium is also needed. A lack of manganese can cause deafness, dizziness, and ear noises. A lack of magnesium can produce nerve twitching and sensitivity to noise.
- Drink enough water.
- Eliminate white flour products, white sugar, unsaturated fats, excess salt intake, caffeine, nicotine, and alcohol. An oil free diet may improve circulation in the tiny capillaries. Smoking induces constriction and spasm of the blood vessels. In one study, 9 out of 10 patients improved, when placed on a low-salt diet.
- In another study, allergies to milk, eggs, corn, wheat, and yeast sometimes caused Meniere's. Eliminating them essentially terminated the problem. Stop using all of the above foods; then gradually reintroduce one at a time, and see which might be bothering you.
- Variations in glucose levels can prompt Meniere's. A New York study indicated that, when insulin levels are normal, the patient seldom has tinnitus, vertigo, fullness in the ear, or variable hearing loss.
- Gradually increase the amount of out-of-door exercise. Breathe deeply as you do it. This will help the circulation in the head.
- Use one bowl for hot water and one for cold, once or twice a day, and take a hot and cold head bath. Immerse the head in the hot, for 30-60 seconds, and then plunge it into ice cold. (If elderly, weakened, or with a heart condition, begin with less extreme temperatures.)
- Herbs which may help include cayenne, gotu kola, butcher's broom, ginkgo biloba, and ginger.
- At the time of an attack, lying quietly on the affected side, with eyes turned in the direction of the affected ear may help reduce the immediate crisis.
- If helping someone with this problem, let him move about at his own rate. Avoid jarring him. When speaking to him, stand directly in front so he will not have to turn his head (which can add to the vertigo).

—Also see "[Vertigo](#)," and "[Tinnitus](#)."

ENCOURAGEMENT—Do not try to manage your own life. You cannot do it as well as God can do it for you. Work with Him. Surrender your plans to Him, to be laid down or taken up as He sees best.

TINNITUS

SYMPTOMS—Sounds in the ear: ringing; whistling; roaring; hissing; chirping; buzzing; and whining cricket sounds, when there is no outside physical source for these sounds. At first, they come and go; in advanced stages, the sound is constant. No one else hears them.

There are reported instances in which others have heard the sounds from as much as 4 feet from the person's ear. "Tinnitus," in Latin, means "to tinkle," or a "bell-like ring."

The frequency of tinnitus increases with age. The left ear seems to produce the sounds more often than the right ear. About 75% of deaf people report tinnitus.

CAUSES—There are several possible causes, including an irritation of nerve endings in the ear by loud noises. Chemicals and drugs can injure the internal ear. Prescription drugs can produce tinnitus or hearing loss (beware of quinine and aspirin). Nicotine constricts blood vessels and may be the cause. Other causes are lead; aluminum; mercury poisoning; impacted wax; hormonal problems; high blood pressure; severe blows to the head; anemia; perforation of the tympanic membrane; fluid in the middle ear; epilepsy; migraine; food allergy; Meniere's disease; hypothyroidism; multiple sclerosis; as well as repeated and prolonged exposure to loud noises. Whatever the cause, stress sometimes adds to it.

Tinnitus is not a sign of a more serious problem or a precursor of any serious disease—unless it is associated with [Meniere's Disease](#) (which see).

TREATMENT—

- Surgical success rates are very low. Beware of "tinnitus maskers." These products can cause hearing loss.
- Do the pulse test to check on problem foods. Have a hair analysis made. Find the cause and eliminate it. A 1981 medical study pointed to coffee, tea, tonic water, red wine, grain-based spirits, chocolate, and cheese as the most common dietary causes of tinnitus.
- Mix 1 tsp. salt and 1 tsp. glycerin in 1 pint warm water. Several times a day, using a nasal sprayer, spray each nostril until it begins draining into the back of the throat; also

spray the throat.

- Get a nourishing diet, and include trace minerals (Norwegian kelp or Nova Scotia dulse), vitamin A, calcium, magnesium, and betaine HCl.
- A lack of manganese can cause deafness, dizziness, and ear noises. A lack of magnesium can produce nerve twitching and sensitivity to noise.
- Changing and correcting the diet, reducing stress, and getting more exercise out-of-doors has been helpful in dealing with tinnitus. Stress causes more adrenaline to be produced which, in turn, constricts blood vessels and keeps waste products from being as quickly eliminated.
- Remember that fatigue increases the problem. An important help is to go to bed and get up on a regular, healthful, schedule.
- Avoid loud noises and noisy situations. Alcohol makes tinnitus worse. Caffeine is a common cause. Marijuana and cocaine intensify the problem. Aspirin is a known cause of tinnitus, also blood pressure and arthritis drugs. Also beware of steroids, anticonvulsive medications, vasodilators, and anticholesterol drugs. Nicotine damages the hearing.
- Make sure the colon is working well. An enema will help with this.
- Worthwhile herbs would include bugleweed, garlic, gotu kola, cayenne, and prickly ash.

—Also see "[Meniere's Disease](#)."

ENCOURAGEMENT—Christ desires to give you the riches of eternal life with Him. What can compare with that? Do not wait any longer. Come to Him right now. Kneel down alone and pray to Him right now.



**ENCYCLOPEDIA
INDEX PAGE**

Section 4

Head and Throat

Part 6

Throat

SORE THROAT

SYMPTOMS—The throat becomes sore and scratchy. This is often the first sign of an infection.

CAUSES—A variety of bacterial or virus infections can cause sore throat. Those which are of *Streptococcus Group A* origin tend to produce a higher fever than viral sources (upper respiratory infections, cold viruses, flu, etc.).

Anything irritating to the throat can initiate the problem (such as chronic coughing and loud talking). Other irritants include smoke, dust, fumes, very hot foods or drinks, abrasions, tooth and gum infections, loud talking, or chronic coughing.

Smoking is a major cause of sore throats.

Bacteria on toothbrushes can cause sore throats. Buy a new toothbrush or boil the old one at least once a month. Between uses, store the toothbrush in hydrogen peroxide—but rinse it well before using.

If a sore throat continues or recurs, it might be the onset of mononucleosis (especially if the sore throat lasts more than 2 weeks). Do not dally; go to bed and get well. A sore throat can be the first sign of something more serious: a cold; the flu; mononucleosis; herpes simplex; Epstein-Barr virus; or several childhood diseases, such as chickenpox or the measles. Sometimes a sore throat can lead to chronic fatigue syndrome, gingivitis, epiglottitis, diphtheria, laryngeal cancer, or an abscess around the tonsils.

A continual throat tickle could be an indication of a food allergy.

TREATMENT—

- Sip liquid vitamin C. Let it drip down the throat slowly (all the while trying to keep the

acid C off the teeth, so it will not melt them). Coat the throat with raw honey mixed with lemon juice. Gargle with salty water (½ tsp. sea salt in a cup of water).

- Drink plenty of fluids—fruit and vegetable juices and lots of water. Go to bed, rest, trust in God, and get well.
- Use a mixture of raw honey and lemon juice, to coat and soothe the throat.
- Gargle alternately with chlorophyll liquid and sea salt (one half tsp. in a glass of warm water) every few hours.
- Enemas are very helpful.
- Herbs include eucalyptus, flaxseed, garden sage, German chamomile, and myrtle. Both goldenseal and echinacea fight bacterial and viral infection. (But do not take goldenseal over a week at a time, or during pregnancy.) Gargling with fenugreek tea will help relieve a sore throat. Marshmallow root tea soothes a scratchy, itchy throat. Hot mullein poultices soothe sore throats.
- An old herb doctor makes these suggestions: Gargle the throat with cayenne pepper tea, a half tsp. to a cup. Put an onion poultice on the neck over night, for 2-3 nights. Rub kerosene on the outside of the neck and cover it with warm flannel.

HYDRO—The following is from the author's *Water Therapy Manual* (see [order sheet](#)):

The Heating Throat Compress is an application of a cold cloth, covered with flannel, which then heats up and results in improved circulation and a better flow of healing blood into, and out of, the afflicted area. Wring the cotton cloth from cold water and place it around the neck. This should be about 2-3 thicknesses about the neck. Cover it well with flannel (singly or doubly, depending on the thickness). Fit the flannel snugly but not so tightly that it will be uncomfortable. Pin it securely. Remove it the next morning. It should be entirely dry (*pp. 51-53*).

Give a Hot Foot Bath (*p. 116*).

A Steam Bath is very helpful (*pp. 131-135*).

ENCOURAGEMENT—With the trusting faith of a little child, come to your heavenly Father. Tell Him all your needs. He is always ready to pardon and help. He can give you the guidance you need. He can give you strength to resist sin and obey His law.

LARYNGITIS—1 (Hoarseness; Aphonia)

SYMPTOMS—A tickling, raw, throat is the initial symptom. The voice becomes hoarse and weak, or it is lost entirely for a time (aphonia). The voice loss is frequently all that happens, and no fever or infection accompanies it.

CAUSES—"*Hoarseness*" is when it is with difficulty that you can speak; "*aphonia*" is when you have totally lost your voice. The cause of either is generally too much loud speaking, yelling, or the onset of a cold or upper respiratory tract infection.

TREATMENT—

- Do not talk. Try to avoid any speaking for a day or two. Do not even whisper. Just write notes.

Go on a short fruit and vegetable juice fast. This will help remove excess mucous.

- Drink lots of liquids, 8-10 glasses a day, but do not drink cold drinks or anything with ice in it.
- Breathe through your nose. This increases the humidity in your throat. Air in an airliner is very dry (because it is pressurized), so do not breath through your mouth if you are on a plane.
- Put your head over a hot bowl of water for 5 minutes, twice a day.
- Do not smoke.
- Helpful herbs include the following: slippery elm plus lemon and honey, which is very soft and soothing on the throat. This is an outstanding help.
- The "singer's plant" is hedge mustard (*sisymbrium officinale*). Take it as a liquid extract.
- Make a syrup out of wild cherry bark and take a little at a time.
- Drink 1 cup of eyebright tea, 3-4 times a day.
- Gargle with goldenseal tea, and drink some.

- Mix 2 tbsp. flaxseed and 1 tbsp. horehound. Boil in 1 pint of water for 10 minutes and strain. Squeeze 1 lemon into the tea, add a pinch of ginger. Take 1 tbsp. every half hour.
- Do not take aspirin. It increases clotting time, which can slow the healing process.
- Learn to avoid loud speaking. Train yourself to speak more softly. If you have something worth hearing, they will listen to you.
- When you feel the slightest indication of hoarseness coming on, cancel your speaking engagements.
- Eating mucous-forming foods, such as dairy products, meat, candy, and wheat can produce hoarseness. Talking in a tense voice can also. Drinking liquids with a meal tends to do it also.
- Learn to breathe and speak more correctly, without straining. Stop losing your temper. Gargle a quart of cold water every day.
- Drink and gargle with herb teas of wild cherry bark, mullein, and/or vervain.

—See "[Laryngitis—2.](#)"

ENCOURAGEMENT—There is no safeguard against evil except surrender to Christ, studying the Bible, obeying it, and living to help others.

LARYNGITIS—2 (J.H. Kellogg, M.D., Formulas)

(1) ACUTE FORM —

GENERAL CARE—See "[Nasal Catarrh, Part 1: Catarrh, Acute.](#)" Steam Inhalation, for 10 minutes, hourly; Heating Compress to throat without plastic covering; avoid use of voice while very hoarse.

(2) CHRONIC FORM —

INCREASE GENERAL VITAL RESISTANCE AND INVIGORATE THE SKIN—Graduated Cold Baths; sweating baths or prolonged Neutral Bath at night, 2-3 times a week. Follow sweating

procedure by any suitable cold application.

TO RELIEVE LOCAL CONGESTION—Steam Inhalation for 10 minutes, every 4 hours; Fomentation at night, followed by well-protected Cold Compress to the neck, to be worn during the night.

COUGH—See under "[Croup](#)."

—See "[Laryngitis—1](#)."

PHARYNGITIS (J.H. Kellogg, M.D., Formulas)

(1) ACUTE FORM —

DIETARY FACTORS—Rest in bed, keep room at a uniform temperature. Eat a spare diet, consisting chiefly of fruits. Avoid meats of all sorts. Copious water drinking.

GENERAL CARE—Hot Blanket Pack; sweating Wet Sheet Pack; Steam Bath; Radiant Heat Bath; Hot Full Bath, followed by Dry Pack or other sweating procedures once daily, followed by Cold Mitten Friction, Cold Wet Sheet Rub, or Cold Douche. Fomentation to the throat 3 times daily; Cold Compress between, changed every 15-30 minutes. Enema, if bowels are inactive. Hot gargle every few minutes if throat is very sensitive. Ice Bag to throat if inflammation is intense. Inhalation of soothing vapors; use of steam inhaler for 10-14 minutes, hourly or almost continuously. If the tonsil suppurates (it oozes pus), it should be lanced. See your doctor.

(2) CHRONIC FORM —

CLERGYMAN'S SORE THROAT DIETARY AND LIFESTYLE—Aseptic dietary; out-of-door life; open-air gymnastics; swimming.

GENERAL CARE—Fomentations to the throat at bedtime, followed by throat pack (Cold Compress) during the night; hot gargle, 3 times a day. Radiant Heat Bath; sweating Wet Sheet Pack; Steam Bath or other sweating bath, 3 times weekly, followed by suitable cold application. Daily Cold Bath on rising. Moist Abdominal Bandage to be worn during the night. If necessary, remove tonsils and vegetations in throat or postnasal region.

SNORING

SYMPTOMS—Wheezing, sighing noises made through the mouth while a person is sleeping. It drives everyone else to distraction, except the one making the noise. The tissue in the upper airway in the back of the throat relaxes during sleep, and breathing in causes it to vibrate.

CAUSES—Snoring generally occurs while sleeping on the back. The mouth falls open and the singing begins.

Men snore much more often (71% of men) than women (51% of women). Most snorers are middle-aged, overweight men.

TREATMENT—

- Sleep on your side; not on your back. One method which works fine is to sew a tennis ball into the middle of the back of your pajamas. When you roll onto it in your sleep, you will quickly roll off again—and there will be no snoring.
- Pillows tend to elevate your head and increase snoring.
- Put blocks under the front legs of your bed, and elevate the entire upper part of your body. This will reduce snoring.
- Losing weight tends to lessen the snoring. The more overweight a person is, the more likely he or she will snore.
- Alcoholic drinkers and smokers tend to snore more than other people. Sleeping pills also increase it.
- Snoring can develop as a result of allergies, during or following hay fever time, or after colds.
- Tell your spouse to shake you when you snore. That will wake you enough that you will stop.
- Buy your spouse ear plugs to wear at night.

ENCOURAGEMENT—If you will come to Jesus just as you are, weak, helpless, and despairing, He

will meet you a great way off, and will enable you to fully obey His Father's commandments.



**ENCYCLOPEDIA
INDEX PAGE**

Section 5

Gastro-Intestinal

Part 1

Teeth and Gums

BRUXISM (Teeth Grinding)

SYMPTOMS—Unconscious grinding of the teeth together, often while asleep.

CAUSES—Bruxism can wear down the teeth, loosen them, and even contribute to receding gums; so it is a condition you want to stop.

The experts tell us it is caused by stress, anxiety, anger, sensitivity of the teeth to heat and cold, and fluctuations in blood sugar levels.

TREATMENT—

- You may find that the solution is simply to stop chewing during the day when you do not need to. Do not chew gum. Do not chew bits of food after the meal is ended. When you are not eating to swallow food, do not chew. This simple rule has totally eliminated the bruxism problem for many people. It can do it for you also.

If you will carefully think about it, you will find that chewing, as a leisure time activity, is *not relaxing*; it actually makes one nervous. Once you fix the habit of unnecessarily chewing during the day, it can easily be repeated at night.

- Throughout the day, keep your mouth relaxed. Do not clamp your teeth together; do not grind. If you control yourself during the day, you will soon automatically be doing it at night also.
- Hypoglycemia can be a factor. When a person has low blood sugar, he is more likely to clench and grind his teeth.

- Some people find it necessary to wear a splint while sleeping.
- Do not drink alcoholic beverages. They contribute to tooth grinding.

—See "[*Temporomandibular Joint Syndrome*](#)." If bruxism is not eliminated, it can lead to TMJ, and you do not want that to happen!

ENCOURAGEMENT—With the trusting faith of a little child, we can come to our heavenly Father, and tell Him of all our needs. He will not turn us away, but will hear and help.

CALCULUS (Tartar; Stained Teeth)

SYMPTOMS—The teeth are darker and more yellow than they should be.

CAUSES—The actual color of teeth is not white, but light yellow. But, as one ages, his teeth tend to become somewhat darker and more yellow.

Coffee and cigarettes are a primary cause of tooth staining. Stop using them both and you will look much prettier. You will feel better too.

TREATMENT—

- Brush with fresh strawberries. Place a strawberry on the toothbrush and brush as usual.
- Brush with charcoal powder.
- Clean your teeth after every meal.
- Polish them with baking soda. Many of the stains are acid in nature, and the soda neutralizes and removes them.
- Rinse the food from your mouth after each meal.
- An electric toothbrush removes more plaque than regular brushing.
- Keep in mind that hard brushing can scratch your tooth enamel. The super-whitening

tooth abrasives take off even more. Be careful. You want white teeth, but you also want teeth.

- Since we are on the subject of ruining your teeth, an excellent way to melt your teeth is to drink cola drinks. They contain phosphoric acid, which has a double whammy effect on your poor teeth! The acid melts your alkaline teeth; and the phosphorous immediately locks into the calcium melted off, and carries it away. Place a tooth in Coca Cola, and it will be gone in a short time.

ENCOURAGEMENT—We need to come into the audience chamber of the Most High, and ask forgiveness for our sins. He will hear, He will forgive, and He will give us enabling strength to resist sin. It all depends on our choice. But we must not waver in our loyalty to Him.

TOOTH DECAY (Dental Caries; Toothache)

SYMPTOMS—A cavity or hole develops in a tooth, but may not be noticed until it begins to be painful.

CAUSES—The outer part of the tooth (the very hard enamel) erodes, and then the body of the tooth beneath it (the dentin) begins eroding also. This is called tooth decay.

It is thought that plaque buildup (a sticky mass on the surface of the tooth) provides a place for bacteria to grow and feed on sugars in the mouth. The acid they produce digs holes in the teeth. If not stopped, the erosion enters the lower, center part of the tooth, called the pulp, where the nerve is. Then the pain begins. We call it a toothache.

However, certain things help produce tooth decay. These include sugary foods, sticky foods, and acid foods.

Cola drinks do an excellent job of melting teeth. Coca Cola, and similar cola beverages, contain phosphoric acid and lots of sugar. Frankly, the fluid is so terribly acid that it would be intolerable without lots of sugar to mask the acidity. Acid, sugar, and phosphorous are very dangerous when combined. The powerful acid melts part of the teeth, and the phosphorous chemically locks with the melted calcium, and quickly carries it off. All that sugar does its part to ruin the teeth also. It helps the bacteria to jump in and start still more trouble. Drop a tooth into a glass of Coke; then time the number of hours before the tooth totally disappears.

TREATMENT—

- Do not drink cola drinks. Do not eat sticky foods. Do not eat white sugar products.
- Rinse out your mouth after eating or finish a fruit meal by eating an apple.
- Goldenseal extract, that is alcohol-free, can be used as a antibacterial mouthwash.
- To reduce infection in a tooth, put a few drops of goldenseal extract on a piece of cotton and apply it to the swollen area at night. For 3 consecutive nights, do this.
- Eat plenty of raw fruits and vegetables.
- Do not chew up vitamin C tablets! The acid in them will melt your teeth.
- Avoid all toothpastes and powders. Detergents in them are harmful to teeth and gums.
- It is vital that you take calcium supplement, in order to maintain good tooth and bone structure. As you get older, you need even more calcium.
- Massage gums with your finger once a day.

TO STOP A TOOTHACHE—*Until you can see a dentist, here are several suggestions:*

- Swish warm salt water in your mouth, and spit it out. Do this after every meal and before retiring at night. Stir 1 tsp. of salt into a glassful of water, at body temperature.
- Somewhat warm salt water, held in the mouth will bring relief.
- Apply 1-2 drops of oil of cloves to the affected tooth with a cotton swab. If the oil seems too strong, dilute it with olive oil.
- Rinse your mouth vigorously with a mouthful of lukewarm water. If the pain is from food caught between the teeth, this may flush it out.
- Try flossing gently between the teeth.
- Put a charcoal tablet in your mouth and, with your tongue or cheek, press it against the swollen gum at the base of the problem tooth.
- Drink 1-2 cups of mullein tea or chew catnip herb.

- Mash up the root of plantain and put it on the cheek near the tooth.
- With your fingers rub an ice cube until one side is shaped into a V-shape. Then press it gently against the tender place, and push it back and forth over the area for 5-7 minutes. The effect of rubbing tends to cancel out the pain signal, which must travel along the same nerve route.
- Keep heat away from the tooth and nearby cheek. If it is an infection, the heat will draw the infection to the outside of the jaw and make the situation worse.
- Put ice on the nearby cheek for 15 minutes, 3-4 times a day.
- Avoid biting on that area of the teeth.
- Some individuals have found that, when a toothache begins, they quickly skip a meal, rest, take vitamin C, and conduct themselves very carefully over the next several days—and the infection in the tooth is overcome by the body.

DENTAL FILLINGS—Many books have been written on this subject in recent years. When you go to the dentist, he drills out the decayed part, and then fills the cavity with something hard which, hopefully, will last awhile.

The most common substance used for this filling is amalgam. This is a mixture of several metals, of which about 50% is always an extremely toxic chemical, called mercury. Mercury tends to evaporate slowly over a period of time. This influx of mercury, swallowed with your food day after day, is not the best for your health.

Alternatives are ceramic-based materials, gold, or platinum-type metals. They are more expensive, but less harmful. They do not gradually melt away, as does mercury in amalgam.

FLUORIDE TREATMENTS—Even more books have been written about fluoride! This deadly poison should be avoided at all costs. If it is added to your public drinking water supply, then you should buy bottled water (or buy a home distiller, to process your faucet water). If your dentist offers to give you fluoride treatments, you would do well to politely decline the opportunity.

AIR ABRASION TECHNOLOGY—Air abrasion dental work is the latest hi-tech method of drilling teeth. It is said to painlessly remove tooth decay without drilling; it permits dentists to make smaller fillings and save a large percentage of the tooth. In addition, it does not require pain-killing anesthetics.

ENCOURAGEMENT—In the Bible, the will of God is revealed. He who makes these truths a part of his life becomes, in every sense, a new creature. God can do for you what you never could do for

yourself. But it requires total submission and obedience to His Written Word.

GINGIVITIS (Receding Gums, Bleeding Gums)

SYMPTOMS—The gums swell and get red. Cleaning the teeth makes them bleed.

CAUSES—The gums pull away from the teeth. This is an early sign of [periodontal disease](#) (which see).

TREATMENT—

- Begin taking more calcium. Get more sunshine or take supplemental vitamin D. Building the bones from within is the best way. If your teeth are having trouble, the other bones in your body, although hidden, probably are also. You do not want a fractured hip later.
- Eat a nourishing diet. Include raw fruit and vegetables. They help exercise your teeth and gums. They also help clean your teeth.
- Stop using nicotine and alcohol. They remove vitamins and minerals from your body.
- Fill an ear syringe (a rubber bulb with a long nose) with water and hose out your mouth.

Massage the gums at least once a day; better yet, massage after every meal when you brush your teeth.

- Massage the gumline with a little baking soda on your finger, dipped in water.
- Brush the teeth carefully after each meal. Use a soft toothbrush and do it gently. Otherwise you will make scratches on the enamel.

Alternate between two toothbrushes, so each one can dry out before it is used again.

- Soak the toothbrushes in hydrogen peroxide once a week. This kills bacteria buildup.
- Brush carefully at the gumline.
- An electric toothbrush is said to eliminate 98% of the plaque; whereas a regular

toothbrush is said to remove only 48%.

- Floss your teeth faithfully as needed.

ENCOURAGEMENT—Thousands have drawn from the well of life, yet there is no diminishing supply. In the Bible will be found the help you need, day by day.

PYORRHEA (Periodontal Disease, Gum Disease)

SYMPTOMS—The gums become inflamed, extend to the ligaments and bones that hold the teeth in place, and eventually the teeth loosen and fall out.

CAUSES—Periodontal means "located around a tooth," and refers to any problems in the gums or other supporting structures of the teeth. It is also called pyorrhea, or gum disease. [Gingivitis](#) (which see) is inflammation of the gums, an early stage of periodontal disease.

The explanation given by many medical-dental professionals for periodontal disease is that plaque (sticky deposits of mucous, food particles, and bacteria) adheres to the teeth and gradually accumulates. This plaque causes the gums to become infected and swollen. That infection (called gingivitis), leads to pyorrhea (also called periodontitis) in which the bone underlying the teeth is eroded away by the infection.

The other explanation is that much of what is known as pyorrhea is primarily caused by an inadequate intake of calcium, copper, vitamins D and C; by the eating of processed, and junk, food; and by erosion of acids, placed in the mouth. Smoking, stress, and wrong diet are other crucial factors.

TREATMENT—

- It is known that inadequate nutrition, wrong foods, consumption of sugar, high phosphorous foods, smoking, drugs, excessive alcohol, chronic illness, and hormonal disorders make an individual more susceptible to periodontal disease. Smokers have twice the risk of gum disease. Laboratory animals given high sugar diets revealed a decrease in bone volume. These problems should, if possible, be corrected.
- Calcium, copper, and vitamins D and C are needed for good strong teeth. Folic acid, niacin, bioflavonoids are also needed. As a rule, take care of the teeth, and the gums will take care of themselves. Nourish the teeth with calcium and vitamin D.

- Emotional stress is known to decrease the body's ability to resist gum disease. Exercise neutralizes stress and encourages healthy gums.
- Open a capsule of vitamin E and rub the oil on inflamed gums, to aid in healing.
- A powerful aid in stopping gum infection is to brush the teeth twice a day with powdered charcoal.
- If gum inflammation is present, run very hot water over the toothbrush, to soften it up before using it.
- Put goldenseal powder in the mouth to help eliminate the infection. But do not take goldenseal internally for more than a week at a time. (Too much can harm lactobacillus in the bowel.) Do not use it during pregnancy.
- Diabetes and certain blood disorders put a person at greater risk of developing periodontal disease.
- Warm chamomile tea may be used as a soothing mouthwash after each brushing. Do not add sugar or milk to the tea.

Note: Sores under the tongue can be an early sign of mouth cancer. But if you do not smoke or chew tobacco, you are unlikely to ever have that problem.

—Also see "[Gingivitis](#)" for the other half of this periodontal problem.

ENCOURAGEMENT—The Lord is soon coming. Talk it, pray it, sing it. Tell others to get their lives ready to meet their Lord. But it is now, before probation closes, that we must, by faith in Christ, put sin away from our lives.

DENTURE TROUBLES

SYMPTOMS—Loose-fitting dentures; dentures which may hurt the gums when chewing; dentures which cause difficulty in speaking properly.

CAUSES—Dentures are false teeth. The professional explanation for the problem is that the wearers do

not take proper care of them, and that the gums periodically change shape, etc.

There is another, less-known, reason: When the decision is made to extract teeth and fit an individual for dentures, the teeth are pulled out and the molds prepared for the false teeth. The entire process is done as quickly as possible, so teeth will appear to be in the mouth again as soon as possible. In addition, it is a convenience to the dentist to take the molds the same day that the extractions were done.

But when the extractions are made, the gums understandably swell! A number of sizeable wounds have been made in the mouth, and the gums are swollen and inflamed. That is not the time to take the molds.

Instead, the person should wait at least one week for the gums to heal and readjust into their normal post-dental sizes and shapes. Then those molds should be made.

If your dentist tells you that you need all your teeth pulled out, discuss the matter with him and perhaps check with another dentist or two. Very often only certain teeth need be removed and a bridge can be installed, which locks onto the teeth which remain. This is far better than wearing dentures. Do all you can to keep your teeth.

LIVING WITH DENTURES—

- Practice speaking. By yourself, read aloud from books and learn how to articulate vowels, consonants, and various combinations.
- Temporary denture adhesives may be necessary when you are first getting used to your new dentures. But you should not need to rely on adhesives all the time. The dentures should fit properly. Do not let the dentist take molds too soon.
- When you can, take out the dentures so the gums can rest.
- Begin by eating soft foods, and gradually get used to chewing with dentures.
- After each meal, scrub the dentures with soap and lukewarm water. Wash your gums gently with a soft toothbrush, to remove the plaque.
- Massage your gums every day. Place your index finger over the outside of the gums, another finger over the inside portion, and rub back and forth.
- Rinse your mouth each day with warm water mixed with a tsp. of salt.

ENCOURAGEMENT—When the servants of Christ take the shield of faith for their defense, and the sword of the Spirit for war, there is danger in the enemy's camp. Give your life fully to God, so He can

use it for His glory and the advancement of His kingdom.



**ENCYCLOPEDIA
INDEX PAGE**

Section 5

Gastro-Intestinal

Part 2

Mouth

SALIVA PROBLEMS

SYMPTOMS—Not enough saliva, causing a dry-mouth condition. Or too much saliva.

SOLUTIONS—

- Without proper saliva, you cannot absorb your food properly, for digestion begins in the mouth. Always chew carbohydrate ("starchy") foods especially well. This includes such things as bread and all grain products, potatoes, etc.
- The chewing gum habit is not good. It overworks your salivary glands when they should be resting.
- If you have a dry mouth, take a little lemon juice or honey before the meal to stimulate the flow of saliva. If you are not obtaining enough vitamin A, your saliva flow may be inadequate.
- If you seem to have too much saliva, drink a tea of one of the following: white oak bark, goldenseal root, or bayberry.

—*Important: You may have [Sjogren's Syndrome](#) (which see).*

ENCOURAGEMENT—Thank God every day for temporal blessings and whatever comforts He bestows upon us in this life. He has a bright future for us; and, if we will but cooperate with His plans, our future is very bright.

HALITOSIS (Bad Breath)

SYMPTOMS—The breath has an unpleasant odor.

CAUSES—Touch the back of your hand with your tongue, and then smell it. This is a simple test which may tell you something you need to know.

Not caring for your teeth properly, brushing them can be a primary cause. But tooth decay, indigestion, improper diet, gum disease, constipation, inadequate digestion of proteins, infection in the nose or throat, poorly functioning liver, stress, or heavy metal buildup can also be major problems.

TREATMENT—

- Brush your teeth after each meal. Use dental floss.
- Brush the tongue carefully. It often has food particles and bacteria, and needs cleaning.
- Drink more water. Dehydration often causes bad breath, especially first thing in the morning. Saliva does not flow during sleep, so no mouth cleaning occurs at night.
- Eat parsley. Other chlorophyll-containing foods are also good for your breath.
- Take charcoal by mouth. Let them dissolve slowly in the mouth.
- Go on a five-day raw food diet, during which 50% of what you eat is raw. This will help clean out your system.
- Apples, carrots, celery, etc., are excellent for cleaning out your mouth at the close of a meal. They remove odor-causing bacteria from the mouth.
- Outdoor exercise will bring more oxygen into the lungs and help clean out the system, reducing bad breath.
- In the lives of many, gum disease is a major cause of bad breath. (See "[Gingivitis and Periodontal Disease](#).") Place goldenseal over the infected gums or mouth sores. Do this for 3 days, to help heal the gums.
- Far less likely, mouth breathing may cause bad breath. Yet, for many, the advantages of

mouth breathing (obtaining more oxygen than otherwise could be done) outweighs the possible disadvantages.

- Sinus infection produces a discharge with a bad odor. If you have sinus trouble, this may be the cause of your bad breath.
- Do not eat spicy foods.
- Meat eating can produce bad breath, both because of the particles left in the mouth and because of later indigestion.
- Cheese and fish both cause bad breath.
- Yes, there is garlic, but it is such a powerful germ killer that you may need to take it anyway.
- Drinking coffee, beer, wine, or whiskey are excellent ways to have bad breath. Water is the best liquid for your body.
- Use myrrh, rosemary, or peppermint to brush your teeth and rinse your mouth.
- Avoid foods that get stuck between the teeth too easily.
- Avoid foods that are too likely to cause tooth decay, such as meat, candies, and sticky sweets.
- Instances have been reported of food allergies having caused bad breath. Search out the foods you are allergic to, and avoid them. (See [Allergies](#).)
- Avoid constipation.
- In cases of bad breath caused by stomach problems, thyme tea can be helpful.
- Boil your toothbrush each month or buy a new one. Bacteria grow on the toothbrush. Rinse it with hydrogen peroxide occasionally during the month.
- Chew fennel or anise seeds after eating an odorous meal.
- Do not use commercial mouthwashes. They irritate the mouth more than they solve any problems. All they have is alcohol, dye, and flavoring.

Bad breath may be a sign of an underlying health problem.

—See "[Gingivitis](#) and [Periodontal Disease](#)."

ENCOURAGEMENT—Give the Word of God, the Bible, the honored place as the guide in your home, and you and your family will be blessed for it. The Bible presents a perfect standard of character, and its divine Author can give us the grace to obey it fully.

CHEILOSI (Angular Stomatitis; Geographic Tongue)

SYMPTOMS—Cracks appear in the corners of the mouth and in the (nasolabial) corners of the nose.

On the top and sides of the tongue are irregular, denuded areas that appear very smooth. Geographic tongue is not painful, and the sense of taste may, or may not, be affected.

CAUSES AND TREATMENT—This is a nutritional problem.

- The cracks are caused by a vitamin B₂ (riboflavin) deficiency.
- The geographic tongue means you are not absorbing B₃, B₆, B₅, B₁₂, folic acid, or zinc properly. The cause is frequently malabsorption from celiac disease-like changes in the small intestine.
- Do a series of [pulse tests](#) (which see) to determine the foods you may be allergic to. Avoid those allergens; take supplementary vitamins and minerals, especially B₂; the entire B complex; and zinc. Also take betaine HCL before each meal.

ENCOURAGEMENT—By firm principle and unwavering trust in God, we can live clean, honest lives that will be a blessing to all around us. This is the will of God for us.



**ENCYCLOPEDIA
INDEX PAGE**

Section 5

Gastro-Intestinal

Part 3

Gas and Vomiting

HICCUP (Hiccough)

SYMPTOMS—Hiccups that you want to have stopped.

CAUSES—Charles Osborne of Anthon, Iowa, started hiccuping in 1922 and hiccuped for the next 65 years. After 430 million hiccups, he passed away.

Almost all hiccups are one-sided; that is, only one side of the diaphragm contracts. Overeating or excessive drinking is the most common cause. It causes the stomach to extend downward and press against the diaphragm—which then starts its hiccuppy motions.

A hiccup is a repeated involuntary spasmodic contraction of the diaphragm, immediately followed by a sudden closure of the glottis.

But that information does not help solve the problem. Here is advice that may. All of these methods really work for some people. See what is best for you. (You will notice that these techniques are frequently based on diverting attention, changing the ongoing physical hiccup pattern, and getting the body to do something different for a few moments.)

TREATMENT—

- A high blood carbon-dioxide level is known to stifle hiccups. A well-known procedure is to breathe into a paper bag. Blow in and out exactly 10 times, and do it very hard until you are red in the face. You must do it fast, and you must form a good seal around the bag so no air gets in.

Hold your breath as long as you can, and then swallow when you think a hiccup is coming. Do that 2-3 times. Then take a deep breath and begin again.

- Hold your breath in for as long as possible, then exhale and hold that as long as possible.
- Blow air out in a slow, steady stream.
- Hold your breath, while extending your head as far backward as you can.
- Swallow a teaspoonful of sugar, dry. It often stops the hiccups in minutes. The sugar in the mouth probably sends different signals along the nerve routes, interfering with the hiccups.
- Close your mouth, hold your nose and ears closed with your fingers and thumbs, and swallow 3 times before you let go. This creates a slight vacuum and changes the rhythm of the diaphragm enough to bring relief.
- Chew and swallow ice for 10-15 minutes.
- Stand behind the person as he sits on a chair. Grasp the neck gently with your fingers and, with the thumbs, slowly massage down each side of the spinous process.
- Fill a glass of water, bend over forward, and drink the water upside down.
- Apply pressure with the flat of the hand, just below the breastbone.
- Take a deep breath and drink 10 swallows of water while not breathing.
- Put ice on the neck.
- Drink catnip tea.
- Place light fingertip pressure on each side of the neck, for about a minute.
- When you are eating, just be quiet and eat, and you are not likely to get hiccups.
- Take exactly 10 sips of water in rapid succession.
- A sneeze sometimes stops the hiccups.
- Have someone pull on your tongue.
- Lie on the left side for 10-15 minutes.

- Stand on your head.
- Swallow crushed ice.
- Deep breathing.
- Have someone massage your feet.
- Drink a half glassful of fresh orange juice.
- Take a hot bath for 15 minutes.
- Place an ice bag to the pit of the stomach.
- Bend at the waist, to touch the toes, and hold this position for about 60 seconds. This method is useful for both adults and children.
- When children run around and play, sometimes one ends up with the hiccups. When that happens, try tickling him while he holds his breath, and tell him to try real hard not to laugh. He will forget about the hiccups.
- In case you have hiccups which will not stop, go on a 3 day complete fast.

ENCOURAGEMENT—The work of conquering evil is to be done through faith. Those who go into the battlefield will find that they must put on the whole armor of God. The shield of faith must be their defense. God will give them the victory over temptation and sin.

BELCHING (Eructation)

SYMPTOMS—Burping up air from the stomach.

CAUSES—Belching is most frequently caused by bringing up air that was swallowed with the food and drink taken in. This is called aerophagia.

We normally have about a cupful of air in our stomach all the time. Every day, we swallow air and make some in our stomach (about 10 cupfuls in 24 hours). Because this is 9 cupfuls too many, we belch

occasionally.

TREATMENT—

- Make a habit of not gulping down air as you eat. Just thinking about being more careful will help a lot.
- Chew with your mouth closed, and do not talk while you are eating.
- Do not eat foods which produce gas, such as beans, carbonated drinks, and beer.
- Do not drink out of cans, bottles, or through a straw.
- Avoid foods with high air content. This includes ice cream, beer, omelets, and whipped cream.

—Also see "[Bloating](#)."

ENCOURAGEMENT—If we would give more expression to our faith, and rejoice more in the blessings we know we have, we could have more faith and greater joy. If you will cooperate with His plan, as given in the Bible, He will give you eternal life.

BLOATING (Flatulence; Gas)

SYMPTOMS—There is an excess of gas in the stomach. The stomach (or intestines) seems to be too full.

CAUSES—Bloating is the accumulation of gas in the stomach, intestines, or bowels. Normally the stomach is sterile because of the acid environment. But when it does not contain enough hydrochloric acid ("[Achlorhydria](#)," which see), bacteria from the small intestine migrates up into the stomach. Arriving there, it ferments the carbohydrates and sugars which are there. This produces gas or, what is called, bloat.

TREATMENT—

- You may wish to take 1 oz of oral hydrogen peroxide (20 drops/oz) twice a day, along with colloidal minerals, betaine HCl (hydrochloride), and pancreatic enzymes, 75-200 mg,

three times a day. Take this 15 minutes before mealtime.

- Instead of that, you can take lemon juice and water before each meal. In your stomach, the lemon juice will act similarly to that of HCl.
- At the time of the bloating, this can be done: If the bloating is in the stomach, seat the person upright, apply heat over the stomach. Have him sip hot water.
- If the bloating is in the intestines, have him lie down for a half hour before, and after, meals. Give no fluids with meals, but hot water may be sipped afterward. If needed, give an enema.
- Avoid gas-producing foods, such as beans, cabbage, other members of the cabbage family, and whole wheat flour products.
- To reduce gas-causing sulfur compounds in beans (garbanzo, pinto, navy, etc.), use the following cooking method: Place 1 cup of beans in 5 cups of water and bring to a boil. Boil for one minute. Then drain the beans and add 5 cups of fresh water. Bring the water to a boil and continue cooking the beans according to directions.
- Avoid lactose. Eating dairy foods can produce gas in the large bowels.
- It is possible to eat too much fiber at a time. This can induce some bloating.
- Take charcoal, to help reduce the gas. The charcoal will adsorb it and carry it off. Activated charcoal is best.
- People who sigh often swallow air.
- Avoid tight belts and tight-fitting clothes. Those who do not wear belts and girdles have less indigestion.
- Do not postpone bowel movements.
- Avoid drinking at water fountains. You can hardly drink at one without gulping down air.
- A low-fat diet helps reduce carbon-dioxide production in the top (duodenal) area of the small intestines.
- Artificial sweeteners produce gas.

- Drink enough water. A dry mouth encourages swallowing.
- Avoid repetitive belching, for you tend to swallow more air than you release.
- Both chewing gum and smoking increase the swallowing of air.
- Carbonated drinks (beer, champagne, soft drinks) and foods with whipped air cause more food to be ingested.
- Avoid drinking with meals.
- To expel excess air, rock back and forth in the knee-chest position.

—Also see "[Stomach Distension, Gaseous](#)," "[Belching](#)," "[Achlorhydria](#)," "[Dyspepsia](#)," and "[Colic in Children](#)."

ENCOURAGEMENT—Living faith and obedience by faith in Christ can give us the victory over every besetment and sin. He can enable us to stand firm to the end.

STOMACH DISTENSION, GASEOUS (J.H. Kellogg, M.D., Formulas)

COMBAT IT—Cold Compress over stomach without plastic covering, changed every 4 hours; Cold Fan Douche over stomach, twice daily.

INCREASE GENERAL VITAL RESISTANCE, COMBAT AUTOINTOXICATION—Short sweating baths, such as the Radiant Heat Bath; Sweating Wet Sheet Pack; Hot Full Bath, 4-6 minutes, at 105⁰ F.; Hot Blanket Pack; Hot Enema. Follow each hot bath with a Tonic Friction application.

PYROSIS—Hot water drinking before retiring at night; Fomentation over stomach at bedtime, with Hot Abdominal Pack overnight; sipping half a glass of very hot water, when rising in the morning. A few ounces of orange juice or other natural, unsweetened fruit juice half an hour before eating.

CONSTIPATION—Graduated Cold Enema; Cold Douche to abdomen. Hot Abdominal Pack; Regularity of bowel habits.

PAIN—Fomentation over the abdomen, followed by Heating Compress, protected by flannel only.

—Also see "[Bloating](#)."

HEARTBURN (Acidosis, Overacid Stomach)

SYMPTOMS—A burning sensation in the stomach or chest.

CAUSES—Heartburn is a sense of burning in the stomach. In most instances, some of the stomach digestive juices have backed up out of the stomach into the esophagus (the food tube between the mouth and the stomach). This backing-up action is called *reflux*. These juices include hydrochloric acid, which is a rather powerful acid. It is used in industry, to clean metal. When it comes in contact with the esophagus, it burns the wall. Normally, the esophageal sphincter muscle shuts and prevents stomach acids from pushing upward.

Heartburn can be caused by excessive consumption of fatty or fried foods, alcohol, coffee, spicy foods, chocolate, or just having too much food in the stomach. Citrus fruits or tomato-based foods cause it in a few people.

Other contributing factors are hiatal hernia, allergies, stress, gallbladder problems, and enzyme deficiencies.

TREATMENT—

- Immediately drink a large glass of water. This will help wash the HCl back down and dilute it as well.
- Drink some raw potato juice. Whiz up an unpeeled potato and drink it down.
- Do not lie down. Remain upright, so gravity can help push the HCl down and keep it down. Later, when you do lie down, elevate the bed at the head by 4 inches.
- Avoid bending over; if you must lift something, bend at the knees. You do not want to compress your stomach when you have heartburn.
- Eating mints relaxes the lower esophageal sphincter, so HCl can crowd up into the esophagus.

- Do not drink anything caffeinated, for it will irritate the esophagus even more. Caffeine relaxes the sphincter, so stomach contents can move on up. Tobacco smoke also relaxes the sphincter. Estrogens relax it also.
- Drinking milk may feel good going down, but it encourages the stomach to secrete more acid.
- Drinks with fizz in them expand the stomach and make it more likely that HCl will come up the food pipe.
- Greasy, fried, and fatty foods sit in the stomach for a long time and increase HCl production. Avoid meat and dairy products.
- Antidepressants and sedatives aggravate heartburn. Aspirin and ibuprofen cause heartburn.
- Antacids only mask the symptoms. They also contain aluminum.
- Avoid stress, for that increases HCl production also.
- Loosen your belt; better yet, wear suspenders.
- Do not eat within 2½ hours before bedtime. Doing so not only can cause heartburn, but bring on heart attacks also.
- Eat more raw vegetables, chew your food well, and eat slowly.
- [Angina and heart attack](#) are both very dangerous conditions (*which see*). Among the earliest symptoms is, what appears to be, an "acid stomach." Beware. You are wise to eat so that you do not have heartburn. Then if major heart trouble sends a warning message that seems like heartburn, you will be less likely to sit back and take some aluminum, from the drugstore, for "antacid." Aluminum is a cause of [Alzheimer's disease](#) (*which see*).

ENCOURAGEMENT—Even on earth we may have joy as a wellspring, never failing, because it is fed by the streams that flow from the throne of God. All this is ours as we study the Bible, and, in Christ's strength, obey it.

HIATAL HERNIA (Hiatus Hernia)

SYMPTOMS—Heartburn and belching. There may be difficulty in swallowing. Material from the stomach may suddenly return into the throat or mouth, causing a burning sensation. It may feel as if there is a lump in the throat, or that food is sticking at a point in the throat. Sometimes bloody mucous is coughed up.

CAUSES—The stomach pushes, or herniates, upward through an opening in the diaphragm into the chest cavity (the thorax). A weakness in the diaphragm as it leaves the esophagus may enlarge the opening, where the esophagus (food pipe) enters the stomach. This enables the stomach to slide up somewhat.

The weakness is often caused by increased pressure upward, from what is in or near the abdominal cavity: obesity, pregnancy, tumors, heavy lifting, overeating, straining at the stool, or tight clothing.

It is said that nearly half the people over 40, in the U.S., have hiatal hernias. But most are unaware of it, since these hernias are often quite small and are hardly noticed. They occur in women four times as often as in men, perhaps due to tight clothing. They generally first occur after the age of 40.

The acid material that comes up into the windpipe, from the larger hernias, frequently causes ulceration in the esophageal wall.

But ulcers can also occur in the duodenum, which is the top part of the small intestine, just below the stomach.

People with this condition have a tendency to have overacid stomachs.

Between the esophagus and stomach is the esophageal sphincter. This is a circular valve which can open and close. But its strength is damaged by drugs, tobacco (smoked or chewed), or certain foods. This weakening allows food and acid to go back up into the windpipe.

Those certain foods include coffee and chocolate (because of the methylxanthines in them), spicy foods, tomato, alcohol, peppermint, spearmint, and citrus juices. Tobacco and coffee are especially bad. Whole milk can also be a problem. Weakening of the sphincter occurs within 30 minutes after drinking coffee. One puff of a cigarette can lower sphincter pressure to zero; the result is called "smoker's heartburn."

TREATMENT—

- As soon as you sense heartburn coming on, drink 1-2 large glasses of water. This tends to wash the acid back down into the stomach.

- Eat nourishing food, plus vitamin/mineral supplements. Several small meals are best. Avoid overeating; it only intensifies the problem. Supper, if eaten at all, should be light and 2-3 hours before bedtime. Food in the stomach, after you are in bed, is more likely to flow back up into the windpipe. Stop eating supper entirely, and you are more likely to have success in overcoming hiatal hernia.
- Include extra fiber; this helps soak up some of the acid.
- Avoid fried food and fats; they slow down the digestion process in the stomach. Do not take tea, coffee, colas, alcohol, or tobacco. Avoid refined foods, including white-flour products and sugar.
- Avoid coffee, chocolate, spicy foods, alcohol, tomatoes, mint foods, whole milk, and possibly citrus juices.
- Avoid constipation by including fiber in the diet.
- Eat your meals on a regular schedule, and do not eat between meals. Eating between meals causes the stomach to stop partway through, and start all over again—still with everything from the previous meal in it.
- Even when not thirsty, drink a large glass of water every so often throughout the day.
- Avoid heavy lifting, and do not bend over more than you have to. Wait till 2 hours after a meal before starting heavy exertion.
- Bend from the knees, not from the waist, to avoid upward pressure on the stomach.
- Daily outdoor exercise will strengthen the muscles.
- Avoid stress and stressful situations.
- Avoid tight clothing (corsets, girdles, belts, etc.)
- You may need to raise the head of the bed 4-8 inches to avoid reflux of food upward at night.

—Also see "[Hernia](#)" and "[Umbilical Hernia](#)."

ENCOURAGEMENT—We all need a guide through the many difficult places of life. But if we will cling to God and His Written Word, the Bible, we can have the victory at each step.

VOMITING (Emesis)

SYMPTOMS—The person vomits.

CAUSES—The cause is often overeating, eating the wrong food, poor combinations, or excessive alcohol consumption. But it can also be caused by food allergies, poisoning, food poisoning, or infection (flu, Epstein-Barr syndrome, candida, etc.) If the vomitus (that which comes up) looks like "coffee grounds," it includes large amounts of blood from a bleeding ulcer or stomach cancer. This is an emergency, for extensive internal bleeding can result in death. Take him to the emergency room.

If it occurs in infants, accompanied by fever and the child is unresponsive, it could indicate meningitis. Call a physician immediately. (See [meningitis](#).)

But it might be that you need to induce vomiting, after someone eats a poisonous plant, rat poison, etc.

TO ASSIST VOMITING TO OCCUR—If you have eaten something poisonous or are having a gallbladder attack, an emetic will help. Drink an emetic herb tea. Lobelia is probably the best. Make an herb tea of lobelia or peach leaves, and take a teaspoonful every 15 minutes for 3-4 hours.

EMETIC HERBS—When giving lobelia tea, give the full dose all at once or you will not induce vomiting. Add 1 oz lobelia to a quart of boiling water; let it steep for 5-10 minutes if you are in a hurry (15-20 minutes is better). Then give a cup or two of the liquid (not hot), and let him vomit.

Other emetic herbs include bayberry bark, myrica, white willow, and ragwort.

In his book, *Back to Eden* (see [order sheet](#)), p. 260, Kloss gives a complicated formula for giving herbs to help a person vomit. You might wish to refer to it.

TO STOP VOMITING—Give very small doses of lobelia; it will relax the person and the vomiting will cease. Use a teaspoon of boiling water, steep, take a teaspoonful of this every 15 minutes, until relief is obtained. A cup of hot peppermint or spearmint tea, taken after the stomach has been cleaned out, will also help settle it. Catnip or sweet balm are also useful. A hot fomentation over the stomach, or a hot water bottle with a moist towel under it, will help settle the stomach.

AFTER VOMITING—Do not eat for several hours, but carefully take fluids, as you are able.

You lose a lot of fluid when you vomit. Be sure and replace it. Drink water, do not become dehydrated. Those fluids should be clear: water, weak tea, or fruit juices. Milk and heavy soups may be too much for the stomach just then.

Drink small amounts of peppermint tea.

Vomiting also flushes out minerals. These need to be replaced with electrolyte drinks, clear soups, or apple or cranberry juice. If only water, add a couple pinches of sugar and salt to it. After vomiting, it is best to sip the fluids, then pause, then sip a little more; do not gulp them down. Do not drink cold fluids; it is a shock to the weakened stomach. Do not drink carbonated products at this time.

When you are ready to eat, start back with a small carbohydrate meal, such as rice soup. Avoid fatty substances, for they would remain in the tired stomach too long.

ENCOURAGEMENT—God bids us to fill the mind with great thoughts, pure thoughts. He desires us to think upon His love and mercy to us; study, in the Bible, the plan He has to save us through faith in Jesus Christ.

INDIGESTION (Dyspepsia)

SYMPTOMS—Gas, abdominal pain, a bloated feeling, belching, nausea, rumbling noises. Sometimes vomiting.

CAUSES—Dyspepsia is probably the most common "disease" in the Western world. Ongoing indigestion can lead to food allergies, osteoporosis, anemia, degenerative disease, and a debilitated immune system.

Dietary habits and stress are primary causes of this problem. Other causes include (1) overeating, eating too fast, not chewing food well, eating when fatigued; (2) too much cooked food and not enough fresh food, not enough fiber in the diet; (3) partaking of coffee, tea, soft drinks, alcohol, and using nicotine; (4) eating foods you are allergic to (*see "Pulse Test"*); (5) eating when nervous, distressed, angry, fearful, etc.; (6) and a lack of hydrochloric acid.

TREATMENT—

- Correct everything, pertaining to the above paragraph, that you can.

- Get more rest at night, rest a little before the meal, and walk outside immediately afterward.
- Drink carrot and beet juice.
- A primary cause in older people is achlorhydria (low hydrochloric acid production). Take natural digestive aids, such as papain from papaya or bromelin from pineapple.
- See "[Dyspepsia](#)" for much more. Look up the following articles which apply to your case, for additional information: "[Belching](#)," "[Bloating](#)," "[Heartburn](#)," "[Vomiting](#)," and "[Achlorhydria](#)."

ENCOURAGEMENT—The Father appreciates every soul whom His Son has purchased by the gift of His life. Every provision has been made for us to receive divine power, which will enable us to overcome temptations. Through obedience, through Christ's enabling grace, to all God's requirements, the soul is preserved unto eternal life.

DYSPEPSIA (Poor Digestion; Indigestion)

SYMPTOMS—Gas, a bloated feeling, rumbling noises, belching, possibly a burning feeling, and vomiting.

CAUSES—The main causes are dietary habits and stress. Lack of hydrochloric acid (HCl) and enzymes are other major causes. Lack of enzymes keep vitamins and minerals from being used properly. Inadequate HCl means the protein food will not be digested correctly.

Other contributing factors include peptic ulcers. Intestinal obstruction can also lead to indigestion. If the liver, pancreas, or gallbladder are not function properly, it is more difficult for the body to digest food.

A key factor can be hydrochloric acid production (*see* [Achlorhydria](#)).

If food does not digest properly, it tends to ferment in the intestines. This produces hydrogen and carbon-dioxide gas, which causes bloating and pain. (*See* [Bloating](#).)

TREATMENT—

- Do not eat when you are in a hurry or under stress. You should be able to relax when you eat. Do not eat when you are upset or excessively tired. Do not drink liquids with your meal, for this dilutes your stomach juices. Take time to chew your food thoroughly.
- Eat more live (raw) foods rather than primarily heavily cooked items. Fresh, raw foods are rich in enzymes that help digest and assimilate the nutrients. But those enzymes are destroyed when heated to more than 120° F. All processed foods have been heated above 120° F.
- Cut down on the meat or eliminate it entirely. It is very hard to digest, and frequently carries bacteria and parasites.
- Be sure and include enough fiber in your meal. Otherwise you are more likely to have constipation, with consequent absorption of toxins back into the system.
- Include trace minerals in the diet (in Norway kelp and Nova Scotia dulse), and obtain adequate vitamin and mineral supplementation. If you are having a difficult time absorbing your food, you need to maintain good supplementation all the more. Swallowing air (by chewing with the mouth open or talking while chewing) can cause indigestion.
- First thing in the morning, juice a lemon and drink it in a cup of water. This will help prepare your stomach for its daily duties.
- Ginger is good, to lessen digestive nausea.
- Catnip, chamomile, fennel, and peppermint are all helpful in reducing indigestion. Mint tea calms the stomach.
- Papain, papaya (containing the digestive enzyme papain), and fresh pineapple (containing another digestive enzyme, bromelin) are also very helpful.
- Calcium, magnesium, and vitamin D are needed.
- English bitters are very helpful. Take them before each meal.
- Helpful herbs include balm, bitter orange, celandine, hops, fennel, and yarrow.
- Alcohol; vinegar; caffeine; and spicy, refined, or greasy foods promotes indigestion.
- Food allergies, such as lactose intolerance, can cause it also, so locate them. (*See*

[Allergies.](#)) Avoid foods which tend to bother you. Take the pulse test in order to determine yours. (See [Pulse Test.](#))

- Do not eat too heavily of legumes, especially lentils, peanuts, and soybeans. They contain a substance which slows down certain digestive enzymes.
- Avoid these food combinations: milk and sugar, fruits and vegetables, sugar and protein.
- Take an out-of-door walk after breakfast. If you can, do it where the air is fresh, not by a highway.
- Keep in mind Kouchadoff's discovery. This Russian scientist experimented with cooked food and found that, when it was eaten, the white blood cells increased rapidly in the small intestine. As part of our immune system, they increase to fight hostile invaders. In other words, when your white blood cell count goes up, a threatened infection or disease is being prepared for.
- Eating raw foods protects the immune system, and does not cause an increase in white blood cell count.
- Dr. Bircher-Benner, of Switzerland, discovered that eating raw food at a meal before cooked food prevented the formation of white cells in the intestines. Therefore, he always served raw salads before cooked foods.

—Now, for the other side of the coin:

- There is a theory which some accept and others reject. Consider this:
- A major cause of indigestion is eating salads and other light food at the beginning of the meal, and waiting till partway through the meal to eat the protein foods. But protein foods need lots of HCl for proper digestion; the other foods do not. So begin your meal with your protein foods. You can eat salads with your protein food, but not before it.
- Which theory is correct? The truth may be in the middle: Those who have an abundance of HCl tend to do better eating some protein at the beginning of the meal, and those who do not have as much do better eating the raw foods, to begin with.

—Also see "[Nervous Dyspepsia](#)," "[Bloating](#)," "[Achlorhydria](#)," "[Allergies](#)," and "[Pulse Test](#)."

ENCOURAGEMENT—God purposes are right, but will prove of no avail unless resolutely carried out. Many will be lost while hoping and desiring to be Christians; but they made no earnest effort to accept

Christ and, in His strength, obey His will as given in the Bible.

NERVOUS DYSPEPSIA (J.H. Kellogg, M.D., Formulas)

IRRITATION OF SOLAR PLEXUS AND ABDOMINAL SYMPATHETIC

NERVE—Fomentation twice a day; during interval between, apply Heating Compress, changing every 4 hours, except during sleep. Abdominal Compress during the night, dry bandage during the day, and abdominal supporter when enteroptosis exists.

GENERAL WEAKNESS—Graduated Cold Baths, twice daily; Cool or Cold percussion Douche to spine.

HEARTBURN—Dry aseptic dietary; gastric Fomentation, followed by Heating Compress.

ERUCTATIONS AND REGURGITATIONS OF FOOD—Fomentation over the stomach, twice daily; continuous Heating Compress during the interval between, but without impervious covering, renewing every 4 hours.

SPINAL IRRITATION—Fomentation in the evening followed by a Heating Compress over the spine, to be worn during the night; Hot Abdominal Pack.

COLD EXTREMITIES—Revulsive Douche, running Cold Foot Bath, Leg Pack, massage

HEADACHE—Hot and Cold Compress to the head; Alternate Sponging to the spine; Cool Compress, if congestion is present; and massage to the head and neck.

ANOREXIA—Ice Bag over stomach, half an hour before eating; Cold Douche over spine; cold-air bath; out-of-door life; small Cold Enema before breakfast, retained.

ABDOMINAL WEIGHT AND TENDERNESS—Abdominal supporter; Hot fan Douche to the abdomen; Hot Foot Bath; Revulsive Sitz Bath; Fomentation twice daily, followed by Heating Compress.

EXCESSIVE PERISTALSIS—Hot and Cold Compress to Abdomen; Fomentation over abdomen, twice daily, followed by Hot Abdominal Pack, protected by plastic covering.

ASTHMA—Nervous or reflex asthma is commonly associated with dilated or prolapsed stomach and irritable lumbar sympathetic ganglia. The most important palliative measures are the Hot and Cold

Trunk Pack; Fomentation over the abdomen, twice daily, followed by Heating Compress, to be worn during the interval between; Hot Enema; Hot Full Bath; general set of Tonic Friction treatments; Revulsive Douche to legs.

GENERAL METHOD—The general method consists in improving the nerve tone, allaying general nervous irritability, lessening gastric irritation, and improving the general nutrition by the appropriate measures, as indicated above.

—Also see "[Dyspepsia](#)."



ENCYCLOPEDIA
INDEX PAGE

Section 5

Gastro-Intestinal

Part 4

Stomach

ENLARGED STOMACH (J.H. Kellogg, M.D., Formulas)

DIETARY FACTORS—Aseptic diet; avoid overeating, frequent eating, and gas-forming foods. Also drink large quantities at once. Give very simple dry dietary of well-cooked cereals or a liquid diet, such as buttermilk, purees, or gruels prepared from nut creams, etc.

ACHLORHYDRIA (Insufficient stomach acid)

SYMPTOMS—Burping, belching, and bloating.

CAUSES—The stomach begins losing its ability to produce hydrochloric acid (HCl) at the age of 35. Of people over the age of 50, 75% do not produce HCl. Yet, without it, they cannot properly digest protein foods.

When the stomach does not have enough HCl, intestinal bacteria and yeast (*candida albicans*) are able to enter it and ferment high carbohydrate foods (juice, fruit, breads, etc.).

Continued low HCl production results in B₁₂, calcium, and protein deficiencies. New food allergies can begin, because large fragments of food pass through the gastro-intestinal tract undigested.

TREATMENT—

- Take lemon juice, diluted with water (or totally undiluted) at the beginning of each meal.

- Take English bitters (*gentiana lutea*) before each meal. These are bitter herbs which have helped people's digestion for hundreds of years, in Europe and America.
- Take betaine HCl supplementation (75-250 mg) 15 minutes before each meal.
- Do not take antacids; they neutralize stomach acids and make the problem worse. In addition, many of them contain aluminum and other harmful ingredients. One of these is calcium carbonate, which will cause the stomach to produce even more HCl than before. Magnesium compounds lead to diarrhea, and sodium bicarbonate can result in gas and bloating.

—Also see "[*Hydrochloric Acid Problems*](#)."

ENCOURAGEMENT—You need not go to the end of the earth for wisdom and help. God can help you just where you are. Give Him your life and all you are or hope to be. As you trust and obey, He alone can keep you kind and pure.

HYDROCHLORIC ACID PROBLEMS (J.H. Kellogg, M.D., Formulas)

HYDROCHLORIC ACID, EXCESS —

DIETARY CONSIDERATIONS—Avoid irritating food sustenances—mustard, pepper, spices, condiments of all sorts, all kinds of flesh foods, excess of proteins, hot foods, mushes, farinaceous and sweet desserts, and frequent meals.

INCREASE GENERAL VITAL RESISTANCE—Graduated Tonic Frictions, twice daily.

COMBAT IRRITATION OF GASTRIC GLANDS, OR HYPERSECRETION—Revulsive Compress twice daily, an hour before meals; continuous Heating Compress without plastic covering during the interval between. Avoid Cold Douche over stomach and spine opposite the stomach, and also Prolonged Cold Baths. Hot Douche or Fomentation over stomach and spine opposite the stomach, 3-4 times daily. Hot immersion Bath, at 105⁰ F., for 15 minutes or Radiant Heat Bath for 10 minutes, half an hour before dinner. Follow by Cold Mitten Friction. Sip half a glass of hot water, a half hour before eating.

COMBAT TOXEMIA—Sweating procedures, Radiant Heat Bath, Sweating Wet Sheet Pack, Steam

Bath, Prolonged Neutral Bath. Follow hot baths by short cold applications, such as a Wet Sheet Rub, Cold Towel Rub, Cold Shower, Spray Douche; Water drinking; Enema daily for a week or two, at 70° F., and injecting a second portion to be retained.

FLATULENCE OF STOMACH AND BOWELS—Cold Compress over abdomen, changed every 4 hours; Cold Enema, following Fomentation for 15 minutes, twice a day.

PAINFUL DIGESTION—Hot Fomentation an hour after eating, for 15 minutes, followed by Heating Compress to be worn until next meal.

GASTRIC IRRITATION WITH VOMITING AFTER EATING—Hot and Cold Compress over stomach or hot and cold Trunk Pack applied half an hour before eating, and continued for 2 hours.

CONTRAINDICATIONS—Avoid Cold Douche over stomach, Cold Shower, and prolonged cold baths of all kinds.

HYDROCHLORIC ACID, INADEQUATE —

INCREASE GENERAL VITAL RESISTANCE—Graduated tonic hydrotherapy treatment (Tonic Frictions), twice daily; out-of-door life; swimming.

INCREASE ACTIVITY OF GASTRIC GLANDS—Cold fan Douche over Stomach, Cold percussion Douche to Dorsal spine, general Cold Douche or other cold procedure, Hot Abdominal Pack. Drink a third of a glass of cold water, half an hour before eating.

INCREASE MOTILITY—Cold Gastric Douche, 3 hours after meals; small Cold Enema, retained, 3-4 hours after eating; and abdominal massage.

INDIGESTION, BILIOUSNESS—Hydrochloric acid being absent, flesh foods must be withheld. Aseptic diet; avoid fried foods, rich gravies and animal fats, which lessen the secretion of HCl (hydrochloric acid). Also avoid cane sugar and concentrated sweets. Apply hot applications over the stomach, a hour after eating.

LOSS OF APPETITE—Ice Bag over the stomach, half an hour before each meal; Cold Mitten Friction before breakfast, repeat before dinner if necessary; small Cold Enema or Cold Colonic before breakfast.

—Also see "[*Achlorhydria*](#)."

STOMACH INFLAMMATION (Gastric Catarrh) (J.H. Kellogg, M.D.,

Formulas)

REST—Withhold food if necessary, giving food and water by enema for several days.

COMBAT LOCAL INFLAMMATION—Fomentation for 15 minutes over stomach and bowels, every 2 hours. During the intervals between, apply Heating Compress at 60⁰ F., changing every 30 minutes. Hot Foot Bath; Hot Leg Pack.

VOMITING—Ice Bag to epigastrium; Hot and Cold Compress over stomach; Hot and Cold Trunk Pack; ice to spine opposite the stomach.

PAIN—Revulsive Compress to area of pain, 10 minutes every hour. Heating Compress during interval between.

FEVER—Hot Blanket Pack, 20 minutes, followed by Cold Half Pack; Prolonged Neutral Bath; Cooling Wet Sheet Pack, following a Fomentation over stomach.

CONTRAINDICATIONS—Avoid Cold Full Baths and general Cold Douche.

GASTROENTERITIS (Stomach Flu)

SYMPTOMS—Nausea, vomiting, fever, diarrhea, abdominal pain, and muscle aches. Acute symptoms generally last only 24-72 hours.

CAUSES—Gastroenteritis is an inflammation of the gastrointestinal tract. This includes both the stomach and intestines.

It is usually caused by viral (sometimes bacterial) infection, allergies, stress, chemical irritation, or medicinal drugs. Antibiotics are a frequent cause, and weaken the body so the virus can attack.

This disease is contagious, so be careful. Wash hands frequently, sterilize cloths, etc.

TREATMENT—

- Begin by giving the person activated charcoal: Each dose should be 4 capsules, 8 tablets,

or 1-2 tbsp. of powder, stirred into a glass of water. Give a dose each time there is vomiting or diarrheal stools.

- Keep him in bed and give a clear liquid diet during the acute stage while there is nausea and vomiting. Throughout the day give small amounts of water, fruit juices, or ice chips, to help restore lost fluid.
- Do not give junk beverages (colas, black tea, coffee, or alcohol), for they will only irritate and intensify the symptoms.
- When vomiting and diarrhea cease, give small amounts of non-irritating food, such as cooked rice, plain cooked potatoes, cooked carrots, bananas, or apple sauce.
- Avoid processed and greasy foods; avoid milk and high-roughage foods.
- Do not be quick to let him up from bed, for the vomiting and loss of fluids may have weakened him.
- Especially in small children and infants, watch for signs of dehydration. These signs include drowsiness, rapid respiration, and dry skin and mucous membranes. This is important.
- Mix 1 tsp. of catnip tea leaves in a cup of water, steep for 15 minutes, and drink while warm. This is very soothing to the digestive system. If it is vomited up, give again immediately; it is more likely to be accepted and kept down the second time.
- If fluids cannot be kept down, then give small saline enemas, to replace lost body fluids. Using 1 level tsp. of salt per pint of water, inject 1-2 oz of the solution into the rectum (using a small rubber bulb syringe). Then hold the buttocks together for several minutes. Do this every 1-2 hours until improvement is seen, and he is able to take fluids by mouth.

—Also see "[Chronic Gastritis](#)."

ENCOURAGEMENT—God has a heaven full of blessings that He wants to bestow on those who are earnestly seeking for that help which the Lord alone can give.

CHRONIC GASTRITIS (J.H. Kellogg, M.D., Formulas)

AVOID CAUSES—such as mustard; pepper; vinegar, strong acids; even acid fruits; sugar; preserves; cheese; alcoholic beverages; tea and coffee; all indigestible and irritating substances; coarse vegetables; pickles; confectionery; and hasty eating.

PHYSIOLOGICAL REST—Avoid the use of fish, fowl, game, and all flesh foods which excite the secretion of HCl (hydrochloric acid) and remain long in the stomach. Coarse vegetables; fried foods; fats, except in a natural emulsified condition; large meals; tea; coffee; wines; and all liquors are to be avoided.

INCREASE GENERAL VITAL RESISTANCE—Graduated Cold Baths, twice daily.

COMBAT LOCAL CONGESTION—Fomentation over stomach area, 3 times daily, 15 minutes at a time. During intervals between, apply Heating Compress over it. Hot Leg Pack, followed by Heating Compress to the legs; Revulsive Douche to the legs; Hot Leg Bath, followed by Cold Friction to legs. In acute stages, withhold all food and rest in bed.

MUCOUS VOMITING IN THE MORNING—Omit the evening meal. Fomentation over stomach in evening, followed by Heating Compress, to be worn during the night.

VOMITING SOON AFTER EATING—Hot and Cold Compress over stomach or apply a Hot Trunk Pack half an hour before eating, to be retained for 2 hours; dry food in small quantities; rest in bed after eating; Ice Bag to spine after eating.

GASEOUS ERUCTATIONS—Dry diet of well-cooked grains; Cold Compress; Heating Compress over stomach at 60⁰ F., changing every 4 hours. Massage for half an hour, 2 hours after eating, if local irritation or tenderness does not contraindicate. Drink a pint of hot water half an hour before eating. Avoid use of vegetables or of vegetables and fruits at same meal.

ABDOMINAL TYMPANITES—Heating Compress to Abdomen at 60⁰ F., changed every 4 hours; Colonic 2-3 times a week, at 70⁰ F.

CONSTIPATION—Graduated Cold Enema at 70⁰ F., daily. Abdominal massage; Hot Abdominal Pack; Cold fan Douche to abdomen for 20 seconds; Cold Rubbing Sitz Bath.

LIVER CONGESTION—Fomentation over liver, twice daily; during the interval between, apply a continuous Heating Compress.

EMACIATION—Rest in bed; mild Tonic Frictions, carefully graduated. Ice Bag over stomach, half an hour before eating.

PAIN IN STOMACH—Revulsive Compress over stomach and intestines; repeat several times daily if necessary. Avoid acid fruits, very hot foods, very cold foods, and concentrated sweets, if they cause pain.

—Also see "[Gastroenteritis](#)."

PEPTIC ULCER—1 (Gastric Ulcer, Stomach Ulcer; Duodenal Ulcer)

SYMPTOMS—Chronic burning or gnawing stomach pain, which often begins 45-60 minutes after finishing a meal or at night. Drinking a large glass of water or eating food relieves it. Vomiting or swallowing something quite alkaline also does. The pain sometimes awakens the person at 1 or 2 a.m.

Pain just beneath the breastbone is a frequent symptom of an ulcer. Sometimes it radiates to the back. The pain is often considered to be heartburn or an empty stomach.

Other symptoms may include headaches, a choking sensation, lower back pain, itching, and possible vomiting.

CAUSES—Gastric ulcers are peptic ulcers occurring in the stomach. Duodenal ulcers are peptic ulcers occurring in the top part of the small intestine. However causes and treatment are essentially the same.

These ulcers can be caused by wrong food or too much food. They can also be induced by severe nervous and mental stress.

The walls of the stomach pour a powerful acid into the stomach (hydrochloric acid, or HCl). This powerful fluid is needed to digest protein. Although the walls of the stomach are protein, they are not normally disturbed by the fluid. But when there are problems with people or with the food—then trouble can begin.

The stomach acids begin digesting the walls of the stomach, because too much HCl is being produced; protective mucous, in order to protect the walls, is not being produced; or both.

These ulcers can occur in the esophagus, but generally occur in the stomach or small intestine.

Gastric ulcers (peptic ulcers in the stomach) occur 2½ times more often in men than in women, most frequently in the 40-55 age group.

Duodenal ulcers (peptic ulcers in the small intestine) occur in the first 11 inches of the small intestine, and are caused by excess HCl from the stomach. These ulcers are found in men 4 times as often as in women, and most frequently between 25 and 40 years of age. Duodenal ulcers occur 10 times more often than gastric ulcers. As much as 15% of the U.S. population have ulcers, but only about half are diagnosed. Some are not discovered until the person begins vomiting blood. Ulcers especially occur during the spring and fall, and tend to run in families.

Many factors affect stomach-acid secretion. Stress and anxiety increase it. Aspirin, steroids, anti-inflammatory drugs, and smoking—all increase HCl production.

When you have stomach pain, drink some lemon juice. If the pain gets worse, you have too much acid in your stomach.

Hypoglycemics tend to produce too much HCl and are in danger of eventually having a peptic ulcer.

If you vomit blood or have "coffee-ground" stools, then the ulcer is bleeding. You are in danger of bleeding to death—go to a hospital immediately.

TREATMENT—

- For rapid pain relief, drink a large glass of water. It dilutes the stomach acids and flushes them out.
- Avoid all situations resulting in tension, stress, irritability, nervous strain, anger, or fear. Complete rest and relaxation from pressing problems and worries is needed.
- Do not eat fried foods, tea, caffeine products, salt, chocolate, animal fats, strong spices or soft drinks. Do not drink cow's milk. Do not smoke (if you do, do not expect the ulcer to heal properly).
- A diet high in sugar increases HCl production. White bread also causes more HCl to be made.
- In earlier years the recommended treatment included frequent feedings, milk intake, and a bland diet. But this approach is being discarded.
- It is now known that the calcium in milk only stimulates acid production rather than decreasing it, as was taught for years. (Milk does initially neutralize HCl, but the calcium triggers gastrin, which causes the walls to excrete more HCl.)
- In addition, it is now known that sipping milk and cream can lead to myocardial infarcts (heart attacks). The problem seems to be the butter fat in the sippy diet.

- The bland diet approach is also being discarded because those foods neither relieve pain nor speed healing. So, instead, eat whatever good food works best for you.
- Potatoes are very helpful. They are soothing and have an alkaline reaction.
- Vitamin U is the anti-ulcer vitamin. It is specifically for peptic ulcers. Raw cabbage juice and alfalfa have the most. Boiling destroys this anti-ulcer factor, and wilted cabbage contains less vitamin U. Drink fresh, raw cabbage juice immediately after juicing.
- Eat plenty of dark green leafy vegetables. If symptoms are severe, eat soft foods (potatoes, squash, bananas, yams, etc.) Put other vegetables through a blender.
- If you have a bleeding ulcer, add some psyllium seed to the food.
- Well-cooked white rice and millet are good.
- Eat several small meals.
- Do not eat between meals. Doing so slows emptying of the stomach, and thereby increases HCl amounts in the stomach.
- Chew food slowly and properly.
- Also helpful are flax, German chamomile, licorice, catnip, bayberry, goldenseal, hops, valerian, and myrrh.
- Exercise neutralizes stress. Maintain a daily program of out-of-door exercise.
- Make sure the bowels move daily or take cleansing enemas.
- Do not take antacids or painkillers, such as aspirin. That only increases the problem. The calcium carbonate in the antacids doubles the amount of HCl production. The aspirin causes the stomach to bleed!
- Do not use medicinal drugs.
- For peptic ulcer pain, apply an ice bag to the abdomen just above the navel. Or place it on the spine between the shoulder blades.

—Also see "[Peptic Ulcer—2.](#)"

ENCOURAGEMENT—God fixes no limit to the advancement His children can make, if they will but surrender their lives to His guidance, study, and obey His Inspired Writings.

PEPTIC ULCER—2 (J.H. Kellogg, M.D., Formulas)

DIETETIC CONSIDERATIONS—Rest in bed; rectal feeding for 2 weeks if necessary, repeating after a few days if needed. Bland aseptic liquid diet; avoid solid food, condiments, flesh foods.

GENERAL CARE—Revulsive Compress, 3 times a day; Heating Compress during intervals between; hot Fomentation or Hot Douche to spine.

PAIN—Revulsive Compress, Fomentation over stomach; heat to spine, Hot Blanket Pack to hips and legs.

VOMITING—Ice pills, distilled water.

HEMORRHAGE—Rest in bed, Ice Bag over stomach, Hot Hip and Leg Pack. Withhold foods and drink from stomach by administering water and food by Enema.

—Also see "[Peptic Ulcer—1.](#)"

STOMACH-ACID SELF TEST

STOMACH-ACID TEST—Is your hydrochloric acid (HCl) production low or high? You have a stomach ache, but is it caused by too little HCl, or too much?

1 - When you have the stomach pain, take a tbsp. of lemon juice. If this makes the pain leave, you probably have too little stomach acid, not too much. If it makes your symptoms worse, then you have an overacid stomach.

2 - Do you crave sour foods, such as citrus and sauerkraut? Do you like grapefruit juice?

If you do, and they set well on your stomach, then you are underacid. If you do not like acid foods, then you may be overacid. If it does not matter, you are probably normal.

ENCOURAGEMENT—Those who make God their strength, realize their own weakness—and God supplies them daily with the help they need. This help is for you, just now, as you come to Him.



**ENCYCLOPEDIA
INDEX PAGE**

Section 5

Gastro-Intestinal

Part 5

Pancreas

PANCREATITIS

SYMPTOMS—*Acute cases:* A sudden attack of severe burning or stabbing pain in the upper abdomen, possibly accompanied by nausea and vomiting. The pain may spread to the back and is made worse by moving. Food, alcohol, and vomiting may worsen the pain.

Chronic cases: The pain is milder and pain attacks do not come on suddenly. There is excessive gas, muscle aches, and fever. Permanent damage to the pancreas can occur, because the constant inflammation can produce fibrosis in that organ. The chronic state results in irreversible changes in the gallbladder.

Other symptoms of pancreatitis include abdominal swelling and distension, hypertension, sweating, and abnormal fatty stools.

Diabetes, digestive problems, and cancer can also result, as well as hearing, respiratory, and kidney failure.

CAUSES—Pancreatitis is inflammation of the pancreas. Normal cells are replaced with scar tissue and calcium deposits. It frequently produces mild diabetes.

The most frequent causes of pancreatitis are drinking alcohol, viral infection, and diseases of the bile ducts or gallbladder. A diet rich in fats and meat lays a solid foundation for pancreatitis to occur. Other causes include surgical procedures, diagnostic procedures, and a considerable variety of prescribed medications. Oral contraceptives, steroids, estrogen, and ACTH can also do it.

To this list should be added abdominal injury, obesity, poor nutrition, and electric shock.

Certain diseases can also induce it: hepatitis, mumps, and possibly anorexia nervosa.

The pancreas produces two important hormones: insulin and glucagon; both of which regulate blood sugar levels and aid digestion. As a result, pancreatitis can produce glucose intolerance and diabetes.

TREATMENT—

- With only supportive care, the acute symptoms will fade. But some will continue to have chronic symptoms arising so often, for months or years. This is called chronic relapsing pancreatitis.
- It is wise to do everything possible to avoid the chronic condition or, if it has begun, try to clear it up as much as possible.
- Fast and take only water until the acute symptoms subside. Food in the stomach triggers the pancreas to start working, and this you do not want just now.
- Give slippery elm enemas. Cut the slippery elm bark into very small pieces, and put a large handful in 4 quarts of water. Simmer for 1-15 minutes, stirring frequently. Then let it set, covered for 30 minutes. Strain and use it warm. Drink it and use in enemas.
- Place a heaping teaspoonful of lobelia in a cup of boiling water and let it steep for a half hour; then add a tablespoon of this lobelia tea to each cup of slippery elm tea, and drink. Also drink a cup a hour before each meal and before retiring. This will both relax and cleanse the digestive tract.
- After coming off the fast because the acute phase is over, eat a low calorie, low fat diet. In chronic pancreatitis, that organ often no longer produces lipase normally. Without it, fats cannot be properly handled by the body. So eat a low fat diet for the rest of your life.
- Go on a low sugar diet. A heavy diet of refined carbohydrates can cause pancreatitis.
- Say good-bye to all alcoholic beverages, and also to caffeine.
- Avoid overeating. This also overworks the pancreas.
- There are no medications which can solve this problem. Indeed, it was medications which may have led to it; continuing to take them may only intensify the disease.
- Even though total pancreatectomy may be recommended, avoid surgery. It will probably only worsen the condition.

- In case of a very serious acute crisis, give frequent hot steam pack fomentations to the abdomen. Give charcoal internally, and apply it as a poultice over the affected area. Place the person on a strict program of what he eats and drinks.

ENCOURAGEMENT—The sinner may become a child of God, an heir of heaven. If he will but cling to Christ and, by faith, obey His Word, he will be enabled to fulfill God's plan for His life.



**ENCYCLOPEDIA
INDEX PAGE**

Section 5

Gastro-Intestinal

Part 6

Liver

LIVER, NUTRITION OF

CARING FOR YOUR LIVER—There are few organs in your body as vital as the liver. It not only is the largest organ, it also performs more different functions than any other organ in your body.

Only God could make the liver. That relatively small structure (it only weighs four pounds) does literally thousands of different things; all of them are quite complicated, involving complex chemical changes. The liver is truly a special gift from God.

There are six fundamental things which tend to damage the liver:

1 - Overeating. This is an excellent way to ruin your liver. Just eat all you want, and you will wear it out.

2 - Eating and drinking the wrong things. Here are some of those items which your liver does not wish to face: refined white flour-products, processed foods, junk foods, white sugar products, imitation foods. Beware of potato chips and corn chips.

What is an imitation food? It is a food made to appear like the original, yet which has been stripped of vitamins, minerals, enzymes, and most everything else that might be worthwhile while carbohydrates, sugar, fats, protein, synthetic colors, flavors, and odors are there to give the appearance and taste of real food.

3 - A low protein, high carbohydrate and fat diet. To make it even worse, make sure it is full of saturated or hydrogenated fats. All kinds of snacks in the stores consist of this. Fried foods may be a devilish delight, but they only add to the eventual misery.

4 - Take the specialty food poisons: alcohol, tobacco, caffeine, theobromine, and hard

drugs.

5 - Take medicinal drugs. Select from over-the-counter items or those which are prescribed. They will provide you with a real witch's brew of physical horror, much of it not known and realized until later. With hardly an exception, medicinal drugs are poisons. The liver has to work overtime in order to try to excrete these dangerous chemicals.

Some substances which are called "drugs," such as charcoal, are not drugs. They are natural substances which help your body. It is true there are some poisonous herbs, but these will be readily found in the drugstore. The rest, found in the meadow and forest, are for the healing of the nations.

6 - Associate closely with insecticides, preservatives, and other cumulative poisons. Some poisons directly damage the liver (alcohol, oral contraceptives, caffeine, etc.); others damage organs which the liver relies on for help (the pancreas, kidneys, etc.).

Here are some dietary suggestions:

Do not use nicotine, alcohol, caffeine, fish, fowl, meat, salt, soft drinks, sugar foods, tea, or fried foods.

Avoid foods which tend to constipate. When there is a backup in the large colon, toxins are reabsorbed into the system, and the liver labors to eliminate them.

Make sure you obtain foods high in potassium. This includes rice, bananas, blackstrap molasses, wheat bran, almonds, seeds, kelp and dulse, brewer's yeast, prunes, and raisins.

Drink lots of water; and, if at all possible, drink only pure water. Drink a little every hour.

Emphasize raw foods in your diet.

Drink fresh vegetable juices, especially carrot and beet.

Only eat raw nuts and seeds. They must be fresh and not stale!

Use only cold-pressed vegetable oils,—and no other type of oils and no grease (margarine, butter, shortening, or meat fat).

Vitamin K is important, to help prevent cirrhosis of the liver.

Do not take too much vitamin A. For the same reason, do not eat fish more than twice a

week. Avoid cod liver oil. Better yet, stop eating fish. Meat eating is also harmful to the liver. Anyone taking over 50,000 IU of vitamin A for over a year should either reduce intake or switch to natural beta-carotene, which is safe.

Do not drink milk or eat pastries, stimulants, white rice, black or white pepper, fried or fatty foods, cheese, and refined or processed foods.

Never eat raw or undercooked fish, meat, or poultry. There is a serious risk of infection from doing this. Meat eating is a major source of bacteria parasites, viruses, and various malignancies.

When taking supplements, either chew them up well or take them with a glassful of water.

Use celandine and silymarin (which is milk thistle extract) every day to help maintain good liver function. But do not use celandine during pregnancy.

The lemon and the liver are sweethearts. The lemon is one of the best friends that the liver has.

Coenzyme Q10 helps supply oxygen to the liver.

Lecithin helps prevent fatty buildup in the liver.

In addition to taking care of your liver, treat your kidneys well also. Poor kidney function results in damage to the liver. Drink water! (*See "[Kidney problems](#)."*)

Do not use harsh laxatives. But do keep the colon clean.

Take no drugs if you want your future years to be happy ones.

Be good to your liver, and it will help you in years to come. It is a well-known fact, among natural healers, that, if the liver is all right, cancer can be eliminated. But if the liver is too far degenerated, the hoped-for solution may not be achieved.

ENCOURAGEMENT—The knowledge of God is as high as heaven, yet He can reveal to you all you need, just for today, if you will but give your life daily into His hands.

HEPATITIS

SYMPTOMS—Weakness, nausea, headache, vomiting, fever, muscle aches, loss of appetite, drowsiness, dark urine, joint stiffness and pains, abdominal discomfort, diarrhea, constipation, light-colored stools, and often jaundice (a yellowing of the skin, which will first be noticed in the eyes and mucous membranes). Skin rashes and itching may also occur; the latter is caused by excess bile salts under the skin.

CAUSES—Hepatitis is an inflammation of the liver, and may be caused by a virus, bacterium, or toxic substance. But, in most instances, the cause is viral. There are actually several main types of hepatitis:

Hepatitis A (infectious hepatitis): Transmitted by contaminated water, milk, or food, it has an incubation period of 15-45 days. The contagion is highest just before illness begins, so food workers can transmit the disease. Hepatitis A is contagious from 2 weeks to 1 week before the illness starts. It is easily spread by person-to-person contact and through contact with food, clothing, linens, etc. It can be transmitted from animals. Eating shellfish is a good way to get it, even if the waters they live in pass national standards. Recovery generally occurs within 4 weeks. Chronic cases are less likely to occur.

Hepatitis B (serum hepatitis): Found throughout the world and spread as HIV is—through contact with infected blood (contaminated needles, syringes, blood transfusions) and sexual contact. Six cases have been traced to contaminated acupuncture needles. About 5% of all Americans and 85% of gay men have it. Hepatitis B is very serious. It has an incubation period of 28-160 days (2-6 months), and recovery may require 6 months. All during that time, it can be passed from one person to another. In increasing numbers, cases are reverting to chronic active hepatitis, which can result in liver cirrhosis and death. Hepatitis B is the ninth major killer in the United States.

Hepatitis C: Contracted in the same manner as HIV and hepatitis B, hepatitis C may take 6 months to produce symptoms, yet all that time it can be spread from one person to another. Between 20-40% of all hepatitis cases are of this type. It accounts for 90-95% of all hepatitis transmitted by blood donations.

Hepatitis E, hepatitis non-A, and hepatitis non-B also exist, but are of lesser significance in North America. Hepatitis E is found worldwide and is in epidemic proportions in Africa and Asia, and is becoming a serious problem in Mexico. It is generally contracted from drinking sewage-contaminated water. Such water should be boiled before using.

All of the above are primarily viral forms of hepatitis. But there is also one which is caused by toxic chemicals. It is called *toxic hepatitis*. The amount to which the liver was exposed to the poisonous chemicals, fumes, drug, etc., determines the amount of damage to that organ.

Overall, there are 40,000-70,000 reported, new cases of hepatitis each year in America. But the experts suspect that there are probably ten times that many which go unreported. It most often occurs in young adults, and is highest in teenage girls.

Hepatitis A is decreasing, and hepatitis B is rapidly increasing. It is fourth among the 30 leading communicable diseases.

TREATMENT—

- Give the patient the type of care for any infectious disease, except that one should keep in mind that some of these hepatitis cases can be highly contagious.
- Give hot fomentations over the liver area for 15 minutes, followed by a cold sponging, concluded by a shower. Do this 4 times each day.
- Most cases of hepatitis are self-limiting and will heal with rest and supportive care.
- Avoid sugar, fat, and alcohol.
- Vitamins B₁₂ and C are important.
- He should have bed rest until the acute stage is past; also he should have initial liquid fasting, followed by a light diet. The patient often has a poor appetite and does not feel like eating, even though he should.
- Drink plenty of water, avoid constipation. He should bathe frequently, and wash his hands with soap after every bowel movement. The toilet seat should also be washed after each usage.
- He should not prepare food for others, and his own utensils should be sterilized after each of his meals.
- His linen and clothes should be washed separately.
- In China, 10% of the population have hepatitis at any one time. That is 100 million new cases each year. As one might expect, the rate of liver cancer is quite high there.
- A word to the wise: Gay men often take jobs working in restaurants; yet they have a high rate of hepatitis B and C infections, both of which do not reveal symptoms for weeks or months, during which they can, and do, transmit the infection to customers through food they handle. Something to think about the next time you want to eat in a restaurant or café.

ENCOURAGEMENT—Only those who read the Scriptures, as the voice of God speaking to them, are the true learners. They tremble at the Word of God; for, to them, it is a living reality.

JAUNDICE—1

SYMPTOMS—The whites of the eyes yellow, then the mucous membranes, and then the skin generally.

CAUSES—When, for various reasons, the liver cannot handle the load placed upon it, bilirubin builds up. This is a yellow-brown substance which results from the breakdown of old red blood cells. The liver must constantly remove bilirubin from the blood; and, if this is not done, bilirubin begins collecting in tissues all over the body, the urine is darker, and the stools are lighter because the bilirubin it usually contains is not present.

But red blood cell destruction can also cause it. Blood tests identify whether the problem is obstruction or RBC destruction.

Jaundice is not itself a disease, but rather a symptom of one. It can point to pernicious anemia, hepatitis, cirrhosis of the liver, and hemolysis (which is an abnormal destruction of red blood cells). Jaundice can also be caused by a blockage of the bile duct system in the liver, because of gallstones or a tumor. More rarely, it is caused by a parasitic infestation, such as tapeworm, hookworm, a flea, or mosquito carrying a viral infection.

TREATMENT—

- Eat only raw fruits and vegetables for a week. Then eat 75% raw foods for a month. Take fresh lemons daily during that time.
- Both alcohol and tobacco are very hard on the liver.
- Drink fresh vegetable juices.
- Treatment includes exposure to ultra violet light in order to speed up elimination; vitamin C, to bowel tolerance; and vitamins A, E, and selenium.
- Silymarin, extracted from the milk thistle, helps repair damage to the liver. It is well-worth taking.
- Go on a liver flush. This is done by drinking apple juice alone for 3 days, followed by drinking a cup of olive oil and a cup of lemon juice.

- Helpful herbs include burdock root, agrimony, celandine, red clover, licorice, dandelion, and chionanthus.

—Also see "[Jaundice—2](#)."

ENCOURAGEMENT—All knowledge gained in this life, which will fit us to live with the angels in heaven, is knowledge worth gaining. Live to be a blessing to others.

JAUNDICE—2 (J.H. Kellogg, M.D., Formulas)

GENERAL—Cold Mitten Friction, Cold Towel Rub, rest in bed, aseptic diet.

PAIN—Fomentation over stomach and liver for 15 minutes every 2-3 hours; during interval between, Heating Compress at 60⁰ F., renewed every 30 minutes. Copious Hot Enema at 110⁰ F., twice a day. After discharge of hot-water, an enema of one pint water, at 70⁰ F.; Hot Trunk Pack; Hot Full Bath, at 104⁰ F., for 10 minutes; Cold Towel Rub or Wet Sheet Rub.

FEVER—Sweating Wet Sheet Pack, Steam Bath, Radiant Heat Bath, copious water drinking.

HEADACHE—Hot and Cold Compress to head, evaporating Compress to head, Cold Compress to head, Hot Sponging of back of neck.

ITCHING—Neutral salt bath, Hot Sponging.

CHILL—Hot Water drinking, Dry Pack.

—Also see "[Jaundice—1](#)."

INFECTIOUS JAUNDICE (Weil's Disease, Leptospirosis, Spirochetal Jaundice)

SYMPTOMS—Sudden fever, chills, anemia, jaundice, sometimes abdominal pains, and occasionally

aseptic meningitis.

Within a few hours, fever, extreme thirst, and severe aching of the limbs develop. Blood vessels in the eyeballs markedly enlarged. Jaundice appears in about half the cases. In locations where the disease is common, mortality is about 10-20%.

This disease can easily be diagnosed as something else. It is important to determine the true nature of the infection early.

CAUSES—This is an infectious disease caused by the *leptospira icterohaemorrhagiae*, a spirochete bacteria. Rats, dogs, and various wild animals carry it. People are infected when urine-contaminated water (generally from rats) penetrates cuts on their fingers or during butchering and skinning of infected animals. The rats are not harmed by the disease.

Leptospire is a parasite which travels to the liver and greatly multiplies there, but can also be found in the blood (in the early stages) and in the urine (later). Blood tests or urine cultures are necessary for diagnosis.

TREATMENT—

- Give him bed rest, keep his bowels open, using daily enemas if necessary.
- If he can take food, give him a liquid diet. Plenty of water is also needed.
- Carefully dispose of all his discharges, so as not to contaminate anything.
- Do everything possible to exterminate rats.
- Avoid swimming in, or contact with, water that may be contaminated with animal waste.

ENCOURAGEMENT—Christ has a treasure house full of precious gifts for every soul willing to receive it. But only by dedication, submission, and obedience in Christ's strength—can we have it.

CIRRHOSIS OF THE LIVER—1

SYMPTOMS—Upset stomach, fever, constipation or diarrhea, weakness, weight loss, poor appetite, vomiting, enlarged liver, and red palms. Fluid collects in the abdomen. Possible mild jaundice. Large

veins often seen over the abdomen, especially about the navel and across the body near the diaphragm. Enlarged veins in the rectum, intestines, stomach, and esophagus.

In the later stages, anemia, edema, and easy bruising, due to bleeding beneath the skin.

CAUSES—Cirrhosis is a hardening of the liver, because of too much connective tissue and a degeneration of the active liver cells.

It can be caused by certain poisons, chief among which is alcohol. Certain infectious diseases can cause special types of liver cirrhosis, of which viral hepatitis is outstanding (*see* [hepatitis](#)). This is especially true of [syphilis](#) (*which see*), which produces nodes in the liver. Malnutrition, caused by lack of food or eating junk food, can also lead to cirrhosis.

The liver cells harden and scar, causing them to no longer function normally, due to the scarred tissue. This prevents the blood from passing properly through the liver.

TREATMENT—

- Eat a good nourishing diet and go off all meat, tea, coffee, or spices.
- Silymarin helps the liver.
- Helpful herbs include burdock, celandine, barberry, echinacea, goldenseal, fennel, red clover, and thyme.
- Follow the program for [hepatitis](#) and [jaundice](#), both of which see.

—*Also see "[Cirrhosis of the Liver—2](#)."*

ENCOURAGEMENT—God has provided abundant means for successful warfare against the evil that is in the world. The Bible is the armory where we may equip for the struggle. The shield of faith must be in our hand, the helmet of salvation on our brow.

CIRRHOSIS OF THE LIVER—2 (J.H. Kellogg, M.D., Formulas)

DIETARY CONSIDERATIONS—Avoid tea, coffee, tobacco, alcohol, condiments. Use an aseptic

diet.

ORGANIC CHANGES IN LIVER—Local applications to liver: Alternate Douche; Alternate Compress; Revulsive Douche; flannel-covered Heating Compress. Follow these local applications by a general Douche or a Wet Sheet Rub.

PAIN—Fomentation; Revulsive Compress or Revulsive Douche, with Hot Leg Bath or Hot Leg Pack, followed by Compress over liver, twice daily.

JAUNDICE—Wet Sheet Pack, followed by Wet Sheet Rub; Radiant Heat Bath, followed by Graduated Shower or Wet Sheet Rub.

DROPSY—Revulsive Douche to legs and abdomen; Trunk Pack.

GENERAL WEAKNESS—Carefully graduated tonic baths (Tonic Frictions); Neutral Bath; Sunbaths; out-of-door life.

CONTRAINDICATIONS—Avoid Cold Full Baths and very cold general or prolonged Cold Douche.

—*Also see "[Cirrhosis of the Liver—1.](#)"*

LIVER FLUSH

WHAT IT IS—The liver filters the blood and excretes much of that waste through the bile, which it sends into the gallbladder. When some oil or fat is in a meal, its presence signals the gallbladder to contract and squeeze out some bile, which helps prepare those oils and fats to be properly absorbed by the body.

A liver flush occurs when much of the bile is flushed out of the gallbladder. However, there is the possibility that gallstones may be in the bladder. So phase one of the liver flush is to melt down those stones; and then, in the concluding phase, the bile and the stones are jolted out of the gallbladder into the small intestine.

HOW TO DO IT—There are several ways this can be done:

1 - This method is used for the purpose of flushing out gallstones, after first softening them:

Take 3 tbsp. of olive oil with the juice of a lemon before bed and upon awakening. Stones are often passed and eliminated in the stool with this method. Look for them. You can use grapefruit juice instead of lemon juice.

2 - Here is a more involved three-day pattern for more effectively flushing gallstones:

Go on a liver flush by drinking apple juice alone for 3 days. On the third day, the juice is followed by drinking a cup of olive oil and a cup of lemon juice.

3 - This method is used for cleaning out the liver and gallbladder rather than eliminating stones:

To cleanse the liver and gallbladder, drink as much pure apple juice as possible for 5 days. Add pear juice occasionally. Beet juice also cleanses the liver.

4 - Here is a more complicated formula for doing the same thing:

On two evenings, drink 1 cup of a mixture, composed of equal parts of fresh lemon juice and olive oil (2 oz of each). On the third evening, take a double dose (4 oz of each).

On the following morning, take an enema, then a second enema to which 1 cup freshly brewed coffee has been added. This coffee enema should be retained for as long as possible—up to 20 minutes. Repeat this coffee enema in the evening.

The above treatment tends to cleanse the liver of toxins and impurities. Coffee, although never suitable for drinking orally, has the peculiar quality of cleansing the liver when taken in enema form. As such, it is widely used to purify the liver so it can resist cancer and throw it off. It is well-known, among natural healers, that the body can eliminate cancer if the liver is in good condition. (See [cancer](#).)

In no other way is coffee ever useful inside the body; but, as medicine to cleanse the liver, it has been used with marked success.

5 - This is a still more involved regime for restoring the functioning capacity of the liver and gallbladder. Slightly different than #2, above, it should not be used on anyone below the age of 25 or who has large gallstones:

On Tuesday through Sunday noon, drink as much apple juice or apple cider as you are able, in addition to your regular meals.

At noon on Sunday, eat a normal lunch.

Three hours later, dissolve 2 tsp. of disodium phosphate in an ounce of hot water, and drink it. It may

not taste good, so follow it with a little freshly squeezed grapefruit juice.

Two hours later, repeat the drinking of the disodium phosphate and the grapefruit juice.

That evening, only take citrus juice for supper.

At bedtime, either (1) drink a half cup of unrefined olive oil, followed by a small glass of grapefruit juice or (2) drink a half cup of warm, unrefined olive oil blended with a half cup of lemon juice.

Go immediately to bed and lie on your right side with your right knee pulled up close to your chest for 30 minutes.

The next morning, one hour before breakfast, drink 2 tsp. disodium phosphate, dissolved in 2 oz of hot water.


Eat your meals as usual. The cleansing regime of the liver and gallbladder is completed.

In case there is slight to moderate nausea when taking the olive oil and citrus juice, this should be gone by the time you go to sleep.

But if the oil induces vomiting (which only happens rarely), you need not repeat the procedure at this time. Drink a cup of strong peppermint tea, to help relieve the nausea.

You may find small gallstones in the stool the following day. They look light green to dark green, are very irregular in shape, are the size of grape seeds to cherry seeds, and feel like gelatin. If there are a large number of them, repeat the liver flush in two weeks.

ENCOURAGEMENT—We see in the Word of God warnings and promises, with God behind them all. We are invited to search this Word for aid when brought into difficult places. If we place God and the Bible first, we will have divine help in meeting all our problems.



**ENCYCLOPEDIA
INDEX PAGE**

Section 5

Gastro-Intestinal

Part 7

Gallbladder

GALLBLADDER INFLAMMATION (Cholecystitis)

SYMPTOMS—Severe pain in the upper right abdomen, accompanied by fever, nausea, and vomiting. The abdomen may be rigid and is usually tender to pressure at, or below, the lower edge of the ribs on the right side.

CAUSES—The gallbladder becomes inflamed. When it happens, it must be cared for immediately. If not, you could die.

An acute infection of the gallbladder may be only catarrhal in nature, and recovery will come in a few days. But, in more severe cases, the gallbladder fills with pus. Be very careful, and immediately treat this condition. In case of pus in the gallbladder, there may be (and may not be) chills and fever. Therefore be alert, if chills and fever occur.

The presence of gallstones tends to irritate the lining of the gallbladder. Then bacteria in the bile are able to invade the wall and cause inflammation.

Inflammation of the bile ducts (cholangitis) produces similar symptoms (plus jaundice) to inflammation of the gallbladder, but the treatment is the same.

TREATMENT—

- All eating must be stopped. Take nothing but water for 2-3 days until the acute condition is past. Drink only distilled water.
- Then go on juices for several more days. Pear juice and beet juice are very helpful. Apple is also good.

- Then add solid food, such as shredded raw beets with 2 tbsp. olive oil, fresh lemon juice, and freshly blended, uncooked applesauce. Pears should be eaten generously; they are very healing to the gallbladder. Oil is necessary in the diet, to stimulate the production and elimination of gall and the fat-digesting enzyme, lipase.
- Using only high quality vegetable oil helps keep gallstones from forming.
- Avoid all meat, grease, processed fats and oils (including margarine and butter).
- It is crucial that you not overeat! Only eat small meals.

ENCOURAGEMENT—No man or woman can be good or great who has not learned to yield his will to God, and to obey with alacrity. Those who learn to obey are the only ones who will be fitted to command. God has a special work for your life.

GALLSTONES—1 (Cholelithiasis)

SYMPTOMS—Bloating, gas, and discomfort or indigestion after a heavy meal of rich, fatty food.

When a gallstone passes (a "gallbladder attack"), the pain can be very severe and last a few seconds or minutes, and recur frequently for hours or days. Chills and fever may accompany the attack. The symptoms often occur after the person has eaten fried or fatty foods.

CAUSES—Gallstones may form in the gallbladder or (more rarely) in the bile ducts of the liver. They may form in the gallbladder as a result of infection or inflammation of the gallbladder wall.

They occur more often in women than men, more often women who have given birth to children, especially several of them. They are more frequent in obese women, and occur more often after the age of 40. In the United States, about 10-20% of the population have gallstones.

Persons with diabetes, migraines, cancer of the gallbladder, cirrhosis, and pancreatitis are more likely to have gallstones.

Gallstones are formed from bile, a brown digestive fluid produced by the liver. Cholesterol (a blood protein) combines with the bile to form stones. But they do not look like regular "stones." Whereas kidney stones are sharp and crystalline, gallstones are smooth, soft, and gelatinous. They feel like dense fat. Often persons with them have no symptoms.

But, when they block the exits of the liver or gallbladder, they produce nausea, vomiting, and pain, as described above.

TREATMENT—

- Go on a [liver flush](#) (which see).

To relieve pain, give a 15 minutes hot fomentation over the gallbladder area, followed by an ice rub. Repeat the process 3 times. This will reduce the swelling, inflammation, and pain.

- If you can avoid doing so, do not have an operation on your gallbladder. What they do is take out your gallbladder, and you really need it.
- Recent studies at the University of Pittsburg found that removing the gallbladder (cholecystectomy) doubled the risk of colon cancer.

PREVENTING GALLSTONES—Here are several points to keep in mind:

It is an interesting fact that people who do not eat meat, dairy products, or eggs rarely have gallstone attacks. It is animal fat which tends to form gallstones.

Drinking water helps prevent gallstone formation. It has been discovered that those with gallstones drink little water.

Drinking a pint of water causes the gallbladder to empty about 10-20 minutes later. This is the ongoing way to keep the gallbladder cleaned out and in fairly good condition; that is, if you do not eat any fats of animal origin.

Lack of exercise increases the likelihood of gallstone formation. Cholesterol is excreted more rapidly by the liver and bladder with more exercise. The truth is that everything works better when you exercise regularly.

Do not overeat. This is very important.

Do not eat processed, fried, sugared, spicy, or junk foods.

Do not use alcohol, caffeine, or tobacco.

Keep your weight down. Overweight women over 40 who have had several children have the most

gallstones.

Oral contraceptives (and other drugs containing estrogen) increase cholesterol saturation of bile.

Eating eggs greatly increases the likelihood of stone formation. A diet low in vitamin C also does.

Eating lots of refined carbohydrates increase stone formation. Not including enough fiber in the diet does also.

Taking 2 tbsp. of lecithin each day immediately results in increased phospholipid concentration in the bile. This directly lowers and disperses gallstones.

Animal protein in the diet increases stone formation; vegetable protein tends to reduce the size of the stones.

—Also see "[Gall Stones—2](#)," and "[Liver Flush](#)."

ENCOURAGEMENT—The strength of Christ was in prayer. He went alone and pled with His Father for guidance and help. Through Christ's enabling grace, we are to do the same. And we can receive help as Christ did.

GALLSTONES—2 (Biliary Colic) (J.H. Kellogg, M.D., Formulas)

GENERAL—Fruit diet, water drinking, liquid aseptic dietary.

PAIN—Revulsive Compress, every 2 hours; continuous hot applications to area of liver; Hot Colonic or Hot Enema, every 2 hours; Hot Full bath.

FEVER—Prolonged Neutral Bath; Hot Blanket Pack, followed by Wet Sheet Pack; Cold Mitten Friction or Cold Towel Rub.

AFTERWARD—After acute attack subsides, give treatment for Gastro-intestinal Catarrh.

—Also see "[Gall Stones—1](#)."



**ENCYCLOPEDIA
INDEX PAGE**

Section 5

Gastro-Intestinal

Part 8

Intestines, Appendix

DUMPING SYNDROME

SYMPTOMS—The food entering the stomach is suddenly dumped into the small intestine instead of remaining in the stomach, to be initially digested.

CAUSES—The dumping syndrome is a common side effect of stomach surgery. It can continue for quite some time.

Because proteins are not properly digested, the small intestine becomes very acid—when it requires an alkaline environment to function properly. Anemia and osteoporosis are frequent secondary results of the dumping syndrome.

The solution is to not let them operate on your stomach.

TREATMENT—

- Take English bitters, along with folic acid, pectin, and eat as carefully as you can. Take full vitamin/mineral supplementation.
- Lie down for half an hour after each meal.

ENCOURAGEMENT—That heart is the happiest that has Christ as an abiding guest. In this world there is neither comfort nor happiness without Jesus. Oh, may we so live, during this brief period of probationary life, that we shall be with Him throughout the ages to come.

APPENDICITIS, ACUTE

SYMPTOMS—Pain and tenderness in the lower right area of the abdomen, vomiting, and low-grade fever. In children, the fever can be quite high.

The first symptom usually is pain. There may be tenderness with pressure. Quickly the pain becomes severe. But sometimes the pain is first felt all over the abdomen, and may be especially strong over the naval.

But pain and tenderness with pressure are not enough symptoms to determine appendicitis. There will also be rigidity and tenderness of the muscles of the abdominal wall, especially on the right side, a little below the level of the naval. Coughing and deep breathing make the pain worse.

The attack may, or may not, begin with a chill; but generally some, or much, fever is present from the beginning—along with constipation, vomiting, loss of appetite, nausea, and a tendency while lying in bed to draw up the right leg to relieve tension on the sore side.

CAUSES—The appendix is located on the right side of the abdomen, about halfway between the point of the hipbone and the naval.

Causes of appendicitis include constipation; overeating; eating rich, complicated foods and foods low in fiber. The resulting fermentation and digestive upset can produce appendicitis.

IF THE APPENDIX RUPTURES, the infection will spill into the abdominal cavity, causing peritonitis. Take him to a hospital immediately, so he does not die!

TREATMENT—

- Do not wait. Call a physician.
- The inflammation may subside if the person is put to bed and the infected tissues are kept quiet and not irritated.
- Do not give a cathartic; that is, do not swallow laxatives or laxative herbs, to flush out the gastro-intestinal tract !! This can cause the appendix to rupture!
- Undertake a water fast immediately. Drink small amounts every so often. Take 2 myrrh/goldenseal capsules every 2 hours. Take echinacea 4 times a day.

- Immediately give a colonic or high enema as follows:
- Give an enema of the lower bowel (the descending colon). As you do this, massage that part of the colon downward toward the rectum.
- Then, always gently, slowly, and carefully, go up higher into the ascending colon and massage it toward the rectum.
- Then slowly massage upward on the upper part of the ascending colon. Then very lightly, partway down the ascending colon, gently massage upward. Each time, continue the massage all the way across the transverse colon and down the descending colon.
- Constantly be on the alert for indications that the appendix may have burst !!! If there is a most terrible pain, rush the person to the hospital at once. If you wait beyond that point, he may die.
- When the attack phase of appendicitis is past, and all is better, break the water fast by going on a fruit diet for 2 days.
- Then go on a cleansing, building diet of nourishing food. Do not eat too much at a time. Include 1 tsp. psyllium in juice or water, 3 times a day, for 2 weeks after the appendicitis has ceased.

HYDRO—The following hydrotherapy information comes from the author's book, *Water Therapy Manual* (see [order sheet](#)):

The objective here is to draw the inflammation away from the appendix. There are two ways to do this. Start it immediately when the appendix attacks occurs:

The first application is based on the reflex principle. Water applications, placed on certain areas of the body, will affect other areas (*p. 25*). The naval affects the appendix. So place an ice cap or ice bag (about one-half full of finely chopped ice) on the naval. This will draw inflammation away from the appendix (*p. 50*).

The second application is based on the derivation principle. You can draw blood away from one area, by placing hot packs on a distant area. A hot Hip-and-Leg Pack is applied, plus placing an ice bag on the appendicial area (*p. 97*).

Many cases of appendicitis heal without need for an operation to remove the appendix. But you must be very careful.

—Also see "[Appendicitis, Chronic](#)," just below.

One of the false theories, dreamed up by evolutionists nearly a century ago, was the idea that many organs in the human body are useless and only relics given us by our ancestors. But, in recent decades, all of these "useless" organs (including the thyroid) have been found to have important functions. The tonsils protect the gastro-intestinal tract where it begins, and the appendicitis guards it where the small intestines end. The appendix is a lymphatic structure.

ENCOURAGEMENT—Let your confidence in the enabling power of Christ increase daily. He alone can enable you to resist temptation. He alone can give you the guidance you need throughout the day.

APPENDICITIS, CHRONIC

SYMPTOMS—Pain and tenderness in the lower right area of the abdomen, vomiting. This occurs every so often.

CAUSES—This is NOT acute appendicitis, but chronic appendicitis. Relatively few individuals have ongoing problems with their appendix, which do not come into the acute phase. But some do.

Chronic appendicitis is an on again, off again type of problem. For such individuals, it might be best to have the appendix removed rather than to suffer with it as the months pass.

TREATMENT—

*If used at all, the following applications may be used only for ongoing chronic appendicitis, **NOT** for the acute phase, when a person experiences a sudden attack!!*

The following method requires the placing of heat over the appendix area. This would not be done for acute appendicitis.

- Prepare a castor oil pack in this manner: Place a folded wool flannel in a Pyrex glass or enamel baking pan. Pour castor oil over the cloth until it is saturated. Heat it in the oven to about 225° F., but get it no hotter than you can touch. It will be heated in 5-10 minutes.
- Or, instead of putting in in the oven, put the neutral pack on the appendix area and apply a heating pad over it. Next put a waterproof covering over the pack. Over this, place a hot-water bottle half filled with hot water. Wrap a bath towel around the body, to secure the

water bottle and pack. Cover everything with a heavy blanket or sleeping bag, to hold in the warmth.

- Remove it 1-2 hours later. In order to avoid a rash, clean the oil off the skin with a solution of 2 tsps. of baking soda to 1 quart water. Do it gently. Do not try to wash the castor oil out of the pack or any cloth involved; castor oil cannot be washed out. You can use the same pack again later, by adding some more castor oil and reheating. It can be reused for 6 weeks.
- Use the pack for 3-4 nights and then not use it for 3 nights. Then begin again.
- Do not spill the castor oil on anything valuable.

—*For more information on appendicitis, see "[Appendicitis, Acute.](#)"*

ENCOURAGEMENT—We can have a daily living experience in the willingness and power of Christ to save to the uttermost all that come unto God by Him. Let Him be the center of your affections. He is the best friend you could ever have.



**ENCYCLOPEDIA
INDEX PAGE**

Section 5

Gastro-Intestinal

Part 9

Bowel

CONSTIPATION—1

SYMPTOMS—Stools are hard, dry, and infrequent. It is difficult to have a bowel movement.

Other symptoms may include abdominal discomfort, lack of energy, dull headache, poor appetite, and low back pain.

CAUSES—"Constipation" comes from the Latin, and means "crowded together."

The bowels should move daily, ideally, after each meal. When this does not happen, waste material moves too slowly through the large bowel. Elimination becomes painful, and toxins are reabsorbed by the system, placing an overload on the liver and kidneys. All waste in the body should be expelled within 18-24 hours.

A number of different physical problems are partially caused by constipation: bad breath, body odor, depression, appendicitis, fatigue, gas, headaches, hernia, indigestion, the malabsorption syndrome, varicose veins, obesity, insomnia, and the coated tongue.

Toxins, reabsorbed from a constipated bowel, can also result in migraines, chronic gas and bloating, thyroid problems, meningitis, and myasthenia gravis.

Constipation tends to be common during pregnancy.

Older people often have constipation because they are not drinking enough water.

Persons with spinal injuries may have problems with constipation, due to damage to certain nerves.

TREATMENT—

- Include enough fiber in your diet each day. Drink enough water. Get enough exercise, especially out-of-doors, so you get enough fresh air. Avoid poisonous substances and emotional tension. Relax, thank God for your blessings, and take time to be a blessing to others. Follow the advice in this paragraph, and many of your problems will vanish.
- As soon as you awake, start drinking warm water, a little at a time. By the time you are ready for breakfast, you should have at least taken a quart. Faithfully following this regime, you will tend to develop regularity in your morning bowel movement. This plan nicely starts the day off right.
- Then, after breakfast and every other meal, go outside and walk a little or a lot. Breathe deeply.
- The larger the amount of fiber in the diet, the larger and softer will the stools be.
- Eat smaller amounts of food at each meal.

Concentrated foods, such as meats, sugar, and cheese are excellent for producing constipation.

- Dairy foods, soft drinks, white flour, salt, coffee, alcohol, highly processed foods, and sugary foods should not be used, if you want to solve this problem.
- Iron supplements cause constipation. So do painkillers and antidepressants.
- All decongestants and antihistamines are drying agents, and may cause the stool to become dryer than it should.
- Eat prunes or figs. Flaxseed meal (best freshly ground) is helpful. Both will soften stools. Psyllium seed is also good, but take it quickly with a full glassful of water.
- When necessary, take cleansing enemas to relieve the load on the bowel. But the solution is better living, not reliance on enemas.
- A small, cold enema helps eliminate the enema habit. (See "[Enema Habit, how to overcome.](#)")
- There is always the possibility that, if constipation occurs too frequently, that cancer, or some other obstruction of the bowel, may be involved. Other symptoms of colon cancer include severe cramping; blood in the stool; a tender, distended abdomen; and very

narrowed feces. But cancer can be present without these symptoms occurring.

- Alternate diarrhea and constipation may point to [irritable bowel syndrome](#) (which see).

—Also see "[Constipation—2](#)."

ENCOURAGEMENT—The fallen world is the battlefield for the greatest conflict the heavenly universe and earthly powers have ever witnessed. It is fought anew in the life of every person born into this world. Both Christ and Satan want to have the control of your life. The choice is yours; which shall it be?

CONSTIPATION—2 (J.H. Kellogg, M.D., Formulas)

INCREASE PERISTALTIC ACTIVITY—Drink half a pint to a pint of cold water before breakfast, preferably distilled water. Increase the bulk of food, with free use of fruit, especially apples, oranges, and figs; also brand cakes, etc. (instead of so much smooth, non-fibrous food). Small Cold Enema; Graduated Enema; Fomentation over liver twice daily, followed by Heating Compress during interval between. Hot Abdominal pack at night; Abdominal massage; Cold Fan Douche to abdomen; Cold Percussion Douche to spine; Cold Planter Douche for 1-3 minutes; Cold Rubbing Sitz Bath at 70⁰-75⁰ F., 5-20 minutes. Avoid complete emptying of colon, using small Cold Enema instead of a large quantity of warm water, except when necessary, to relieve autointoxication or remove hardened, impacted feces. If necessary, introduce into rectum, as high as possible, at night or before breakfast, to be retained till the next bowel movement, a small pledget of cotton saturated with raw linseed oil or with glycerin.

INCREASE ACTIVITY OF INTESTINAL GLANDS—Half a pint to a pint of water at bedtime, to be retained overnight; abdominal massage; Hot Abdominal Pack, without plastic covering.

REMOVE ACCUMULATED FECAL MATTER—Large Hot Enema or Hot Colonic; Neutral Enema; oil retention (oil enema to be retained throughout the night). Repeat the application till bowel is thoroughly emptied, then inject a pint of water at 75⁰-70⁰ F., to tone the bowel.

DILATION OF THE COLON—Graduated enema; Cold fan Douche to abdomen and spine opposite the stomach; running Cold Foot Bath; Cold Rubbing Sitz Bath; Hot Abdominal Pack, without plastic covering, changing every 4 hours.

INCREASE STRENGTH OF ABDOMINAL MUSCLES—Cold fan Douche; Cold Planter Douche; Percussion Abdominal Douche; Cold Compress to abdomen, renewed every 4 hours without impervious

covering; massage; special exercises, particularly head raising and leg raising while lying on one's back.

ENTEROPTOSIS—Restore prolapsed bowels to position; strengthen abdominal muscles as indicated above; correct normal sitting position; abdominal supporter.

HEMORRHOIDS—Long Cold Sitz Bath; Cool Anal douche; Cold Compress to anal area; small Cold Enema; if inflamed, rest in bed; Fomentations over the nates, followed by cold compress. Repeat Fomentations every 3 hours.

PAIN—(1) If due to a fissure: hot applications, sitting over steam [hot vapor, not actual "steam"]. (2) If due to irritable rectum: hot colonic. (3) If due to pain in abdomen: Revulsive Compress; Revulsive Douche; Hot Enema at 110⁰ F., followed by small cool Enema; Revulsive Sitz Bath.

RELIEVE SPASM OF SPHINCTER ANI MUSCLE—Prolonged Neutral or Hot Sitz Bath; Warm Colonic; Hot Colonic; Fomentations over the nates (the "nates" are the fleshy prominences formed by the gluteal muscles—the area where a child is spanked).

RESTORE SENSIBILITY OF RECTUM—Alternate Hot and Cold Colonic, Cold Douche to lower spine and nates. Shallow Cold Sitz, Cold Anal Douche, Alternate Anal Douche.

CONTRAINDICATIONS—Strictly avoid Sweating Baths that sometimes induce Constipation, also abuse of the Fomentation and the habitual use of the Warm Enema, which should be strictly avoided. If the Enema is used daily, the temperature, at least at the conclusion of the enema, should be 65⁰-75⁰ F., so that a tonic effect may be secured.

GENERAL METHOD—Each case must be carefully studied, with reference to the leading cause or causes which are operative in the individual case. Most important of these are the following: apalytic or atonic condition of the intestine through disturbed or defective innervation; diminished intestinal secretion or an abnormal absorption of intestinal secretion, resulting in unusually dry and solid fecal mass; dilatation of the colon, giving rise to accumulation; relaxation and weakness of the abdominal muscles with lowered intra-abdominal tension; hemorrhoids and other diseases of the rectum; prolapse of the colon and other abdominal viscera; loss of normal sensibility of the rectum; spasm of the anal sphincter muscle.

—Also see "[Constipation—1.](#)"

DIARRHEA AND DYSENTERY—1

SYMPTOMS—Frequent and loose watery bowel movements. This is often accompanied by cramping, abdominal pain, thirst, sudden need to eliminate, vomiting, and possible fever.

CAUSES—Severe diarrhea can produce a loss of essential electrolytes, such as potassium, and result in pale pallor, listlessness, and dark circles under the eyes.

Diarrhea in infants is serious. Something must be done right away. If the child has five or more watery stools a day, consider it diarrhea.

Possible causes include overeating, food poisoning, stress, incomplete digestion of food, taking certain drugs, flu, intestinal parasites, caffeine, contaminated water, infection (viral or bacterial), eating certain foods (such as unripe fruit, spoiled protein, or rancid fats), eating soap (from improperly rinsed dishes), ingesting certain chemicals, inflammatory bowel disease ([Crohn's disease](#), [ulcerative colitis](#), etc.), cancer, traveling to foreign countries, poor digestion, or lactose intolerance from milk products. *Giardia lamblia*, a microscopic parasite, is the most common form of water-borne infestation in the United States.

A rich meal of wine, lobster, creamy desserts and all the trimmings is a good start toward diarrhea. It is all too much for the body to handle. The body rejects the whole thing and sends it all out.

Dysentery is diarrhea which is caused either by a disease organism of some kind or overeating of rich food. The symptoms are the same as diarrhea, but may be longer lasting.

Prevention requires cleanly food sources, careful food storage and preparation, self-discipline, and cleanliness.

TREATMENT—

- Because of the ongoing diarrhea, people with IBS require as much as 30% more protein than normal, as well as an increased intake of minerals and trace elements.
- Avoid xanthine-containing foods such as chocolate, tea, coffee, and spicy foods. Also avoid drugs, cold liquids, and carbonated beverages. All these may produce diarrhea.
- Milk may also induce diarrhea. Lactose intolerance and virus are leading causes of diarrhea.
- In case of chronic diarrhea, electrolyte and trace mineral deficiencies are likely. Rice water, lime water, potato broth, and fruit will help restore lost electrolytes.
- It is recommended that no raw fruit juices be given until the acute stage is past.

- Garlic is helpful in helping purify the gastro-intestinal tract.
- Carob powder is high in protein and helps stop diarrhea.
- Keep liquid consumption high, in order to replace lost fluids.
- Antacids are the most common cause of drug-related diarrhea. Antibiotics and a number of other medicinal drugs cause it also.
- While you have diarrhea, do not prepare food for others, and wash your hands carefully.
- Some say to use bran and pectin foods, in order to tighten the bowels and stop the diarrhea; others say to let it run its course, in order to rid the problem foods, etc., out of the system. But, generally, it is considered best to use fiber foods to get the diarrhea stopped. When increasing fiber intake, also increase fluid intake.
- The deciding factor is whether the diarrhea was caused by a bacteria or virus. If so, you want the body to throw it off through the bowels, if (if) this will happen fairly rapidly.
- Helpful herbs include white oak bark, an astringent which stops diarrhea. Also useful are American blackberry, barley, clove root, whortleberry, black currant, burdock, and echinacea.

—Also see "[Diarrhea, Chronic](#)," and "[Diarrhea in Infants](#)." Also see "[Turista](#)" for more on preventing and terminating diarrhea.

ENCOURAGEMENT—If Christ abides in your heart, you will be happy and full of praise and joy. The crises of life are as nothing compared to the bright future God has in store for you. Stand true to Him, and soon heaven will be yours.

CHRONIC DIARRHEA (Chronic Intestinal Catarrh) (J.H. Kellogg, M.D., Formulas)

TO LESSEN CONGESTION—Rest in bed. Enema, 95⁰ F., after each bowel movement, followed by half a pint of cold water; Fomentation to abdomen twice daily, 15 minutes; during interval between, apply Heating Compress over abdomen, renewed every 2 hours. This heating compress should be

covered with flannel only (not protected).

TO DISCOURAGE BACTERIAL GROWTH—Aseptic dietary, especially fruit juices, purees, well-cooked cereals. Cleanse colon by large Hot Enema daily.

TO COMBAT WEAKNESS AND AUTOINTOXICATION— Short Sweating Baths, 3-8 minutes, and Graduated Cold Baths.

PAIN IN ABDOMEN WITH TENDERNESS—Fomentation to abdomen every 2-3 hours; Hot Enema at 100⁰ F., after each bowel movement; Heating Compress over abdomen after each hot application, to be changed once an hour until the next hot application is made.

MUCOUS STOOLS—Large Hot Enema at 95⁰ F., followed by small Cold Enema; Cold Compress to abdomen, changed every hour; Revulsive Sitz Bath or Revulsive Compress to abdomen; Revulsive fan Douche to abdomen.

FREQUENT STOOLS—Abdominal compress as above; prolonged Cool Sitz Bath at 75⁰ F., 15 minutes, followed by short Hot Pail Pour to spine and Wet Sheet Rub.

ALTERNATING CONSTIPATION AND DIARRHEA—Large Warm (98⁰ F.) Enema or Colonic, once or twice a week; follow with a small Cold Enema and Hot Abdominal Pack.

CONTRAINDICATIONS—Avoid Cold Douche, protected Heating Compress, prolonged Fomentations.

GENERAL METHOD—Increase the general vital resistance and improve stomach conditions, regulating the diet so as to render the intestine an unfavorable place for bacteria which constitute the chief cause of this disease; remove bacteria and masses of mucous by Neutral Enemas.

—Also see "[*Diarrhea and Dysentery—1.*](#)"

DYSENTERY—2 (J.H. Kellogg, M.D., Formulas)

DYSENTERY (ACUTE), COLITIS —

DIETARY NEEDS—Free water drinking, a simple dietary with no animal broths or meat preparations. Brown rice, fresh buttermilk, fresh ripe fruit, and fruit juices, with well-cooked cereals.

TO COMBAT VISCERAL INFLAMMATION—Hot Blanket Pack, with Hot Hip and Leg Pack, followed by Heating Compress to abdomen at 60⁰ F., changed every 20-40 minutes; ice suppositories if the inflammation extends into the rectum; Cold Sitz Bath at 75⁰ F., 15-30 minutes, with Hot Foot Bath; Cold Colonic; Rest in bed.

TO RELIEVE PAIN—Very Hot Pack over pelvis, with Hot Foot Bath; very Hot Enema at 100⁰F., followed by Cold Colonic. Repeat hourly if needed.

DYSENTERY (CHRONIC), COLITIS (CHRONIC) —

GENERAL CARE—Rest in bed; careful diet; Graduated Cold Baths, twice daily; Cold Rubbing Sitz Bath; Hot Revulsive Sitz Bath 6-10 minutes daily, immediately preceded by a Hot Enema.

PAIN—If much pain is present, give a Revulsive Sitz Bath once or twice a day. Moist Abdominal Bandage.

—Also see "[*Diarrhea and Dysentery—1.*](#)"

TURISTA

SYMPTOMS—Diarrhea when traveling in foreign countries, otherwise you may not feel sick.

CAUSES—Hygienic conditions and bacterial flora are different in other countries. The nationals are used to it; but, arriving in that strange land, it can be too much for you.

One problem is foreign versions of the *escherichia coli* bacteria. Foreign versions produce a toxin that prevents your intestines from absorbing the water you ingest in food and drink. The result is diarrhea.

Salmonella and shigella bacteria can also produce turista, and a smaller number of cases are caused by rotavirus or the giardia parasite.

Up to 50% of turista cases are unexplained, but suspicion is pointed to fatigue, changes in diet, jet lag, and altitude sickness.

Seasoned travelers say that there is a 50% chance you will get diarrhea if you visit overseas, even if you

take the recommended precautions. But here they are anyway:

TREATMENT—

- American travelers are often given Entero-Vioform tablets, which they are instructed to take several times a day. But those medications are forbidden in Japan and Sweden, because they can cause severe nerve and eye damage.
- Instead, take betaine hydrochloride (betaine HCl) tablets with you when you travel, and swallow two tablets after each meal. The hydrochloric acid will kill bacteria in the stomach and help prevent infection.
- Straight lemon or lime juice, taken on an empty stomach, also has an sterilizing effect.
- To make the situation even better, eat some raw garlic with your meals.
- In cases of non-bacterial diarrhea, 3 tbsp. of raw, unprocessed wheat bran daily, taken in fruit juice, has been found to give relief.

Here are more ideas for preventing turista from happening to you:

- Drink acidic drinks, such as fruit juice or whatever else you can get overseas. If you cannot do better, drink carbonated beverages sealed in bottles or cans.
- Try to make sure the dishes and eating utensils have been cleaned in purified water, and, hopefully, rinsed in very hot water.
- Avoid uncooked vegetables. This includes salads, fruits you cannot peel, ice cubes, and anything that unpurified water is in.
- Boil water for 3-5 minutes to purify it. Iodine liquid or tablets purifies it also.

There is danger, when traveling overseas (or even if you remain at home) that the diarrhea may indicate something more serious:

- Abdominal bloating, vomiting, and pain can point to colitis, appendicitis, or an intestinal obstruction.
- Black or red stools can indicate bleeding or a parasitic infection.
- White or pale stools can signify disease of the liver.

- If fever occurs with the diarrhea, then a serious infection may be involved.
- Amoebic dysentery is a serious problem in Mexico, Central America, and a number of other places. If you contract it, garlic, goldenseal, colchicum, peppermint, and ginger have been used successfully against it. When in doubt, burn a wooden box, gather the charcoal together and swallow it in water.

Here are other homemade ways to eliminate diarrhea:

- Take dried blueberries with you. They tend to constipate and thus eliminate the diarrhea. Blackberry root is equally good. Make it into a tea and drink it.
- Plantain is strongly astringent, so is white oak bark.
- Cook down apple peels and drink it. The pectin in it helps eliminate diarrhea.
- Tannic acid is in acorns and oak bark. It is a powerful astringent, and will stop the muscular contractions of the intestines.
- Not only charcoal, but clay is also useful in stopping diarrhea. Many commercial antidiarrheal preparations contain clay.

—Also see "[Diarrhea and Dysentery](#)."

ENCOURAGEMENT—Happy is the man who has discovered for himself that the Word of God is a light to his feet and a lamp to his path. It is alight shining in a dark place. It is heaven's guidebook for mankind.

IRRITABLE BOWEL SYNDROME (Mucous Colitis, Spastic Colitis, Intestinal Neurosis)

SYMPTOMS—There are three basic patterns:

(1) constipation and pain; (2) alternating constipation and diarrhea; (3) and painless diarrhea with mucous. Diarrhea frequently occurs upon arising, and again following breakfast. For the remainder of the day, he may be constipated. Diarrhea at night is rare. Instead of diarrhea, stools sometimes are pasty

and very narrow.

Also present may be gas, nausea, bad breath, heartburn, severe headaches, bloating, lack of appetite, weakness, faintness, backache, and heart palpitations.

Pain is often triggered by eating, and may be relieved by a bowel movement.

A fifth of those with this problem also experience rectal bleeding.

CAUSES—Irritable bowel syndrome (IBS) is the most common digestive problem which patients see their doctor about. About one-fifth of Americans have the problem. Primarily occurring between the age of 20 and 50, women have it twice as often as men. It is said that three-fourths of the population experience it at some time in their lives. Yet IBS is comparatively unknown in cultures where people eat simply, and not too much of it.

The fundamental problem is that the muscles of the small and large intestines contract in spasms rather than regularly. Something in the food bothers the gastro-intestinal (GI) tract,—probably the totality of the strange things Westerners eat: processed, greasy, fried, sugared, chemicaled, synthetic, drugged, and alcoholated food; and eaten hurriedly, at irregular times.

These spasms cause the food to pass through the GI tract either too fast or too slow. When too slowly, too much water is absorbed, causing hard, dry stools; when too fast, too little water is absorbed and the stools are watery.

Irritable bowel syndrome is a nuisance, but is not life-threatening. But be aware that symptoms of IBS may indicate more serious problems, which sometimes are related by IBS: arthritis, diabetes mellitus, gallbladder disease, malabsorption disorders, candidiasis, pancreatic insufficiency, skin disorders, ulcers, colon cancer, and parasitic infections, such as amoebiasis and giardiasis.

There are diseases which have similar symptoms, such as diverticulitis, Crohn's disease, ulcerative colitis, and lactose intolerance.

TREATMENT—

- To relieve GI pain and expel the gas, take an enema, use a heating pad, hot water bottle, hot fomentations to the abdomen, lukewarm enemas—given slowly. Moist heat will be more effective than dry heat, since it penetrates better. If the pain is severe, apply the heat for an hour, remove for an hour, and then apply again for an hour, until relief comes.
- Take charcoal tablets, to relieve gas and bloating. But do not use it daily or it will cause constipation.

- The pain may be sharply increased by drinking cold liquids and eating food. It is now known that the pain is generally associated with constipation. (See "[Constipation](#).")
- The person may think he has too much gas, but studies reveal only that the normal amount of gas in his intestines bothers him more. But it would still be wise to avoid gas-forming foods. (See "[Bloating](#)" and "[Belching](#).") Avoid swallowing air. Do not chew gum or smoke, drink enough water, and avoid carbonated beverages.
- Eat more bran (oat bran, etc.) and it will produce more normal bowel movements. Coarse bran works better than fine bran. A high fiber diet is particularly important in solving IBS.
- Add crushed psyllium seed to your diet.
- Avoid stress, strain, worry, and rush.
- Avoid tobacco, tea, coffee, soft drinks, alcohol, and drugs.
- Research shows that refined sugar needs to be avoided if you want to return to normal living.
- Do not use sugar substitutes (sorbitol, etc.).
- Do not take antacids or laxatives.
- Eat on a regular schedule. Do not skip meals or eat between meals. Let your digestive system rest before the next meal. Five hours between meals is a good rule.
- Do not eat before going to bed.
- Search for your food allergies. Keep written records and take the pulse test. (See "[Allergies](#)" and "[Pulse Test](#).")
- Avoid animal fats, butter, fried foods, and dairy products.
- Because of the ongoing diarrhea, people with IBS require as much as 30% more protein than normal, as well as an increased intake of minerals and trace elements. (See "[Diarrhea](#).")
- Studies of patients revealed that 70% of those with IBS had a lactose-intolerance problem. They needed to stop drinking milk in order to partially, or wholly, solve the

problem.

- Regular out-of-door exercise is needed in order to maintain good bowel health.
- If you want success, stay totally away from cigarette smoke.
- Do not use medicinal or street drugs if you want improvement.
- When your intestines upset you, temporarily go on a bland diet. Put vegetables and nonacidic fruits through a blender. But be sure and include fiber if you are on a soft diet, and some protein.
- Wear loose-fitting clothing.

—Also see "[Colitis](#)."

ENCOURAGEMENT—There is a great work to be done in our world, and God has a plan just for you. He has a place for you to work and, though it seems to be ever so insignificant, if you will fill it to the best of your ability, ever trusting in Him for help, He will approve.

COLITIS (Ulcerative Colitis)

SYMPTOMS—Bloody diarrhea, bloody mucous, gas, pain, bloating, incomplete elimination of the bowels, weakness, weight loss, indigestion, headaches, and sometimes hard stools. Diverticula are often produced.

CAUSES—Colitis is a disease of the large intestine. Ulcerative colitis is a more severe variation of it. The symptoms and treatment of both are about the same.

Colitis is a chronic infection of the lower bowel. The mucous membrane wall becomes irritated as a result of fecal matter which has accumulated, because of constipation. In other words, the person did not have regular bowel movements, and so the bowel wall became infected as a result.

Over-the-counter laxatives, cooking in aluminum utensils, overeating of refined carbohydrates, too much sugar in the diet, and food allergies are other causes.

Constipation causes the person to strain. This produces diverticula (*see "[Diverticulitis](#)"*), small pockets

which fill with waste matter and toxins.

Low-fiber diets, wrong food combinations, and poor bowel habits—all work together to cause trouble. Toxic bacteria multiplies quickly when retained in the lower bowel too long.

Nervous tension and emotional stress intensifies the problem.

Antibiotics change the intestinal flora, and that can also produce colitis.

It is important that you try to find the underlying cause of the colitis, otherwise it will be difficult to eliminate it.

More rarely, the intestinal wall weakens, balloons out, and could possibly rupture. This is called toxic magacolon.

TREATMENT—

- High-fiber foods are very important, also drinking lots of water.
- To begin with, do not eat raw greens, carrots, or peanuts. Eat cooked or steamed green leafy vegetables, cooked white potatoes, multigrain bread, and well-cooked oat bran, brown rice, millet, sweet potatoes, bananas, cooked carrots, squash, and avocados.
- Drink fresh, raw cabbage, carrot, celery and parsley juices, to help heal the colitis.
- Do not eat fruit on an empty stomach, but at the end of the meal, until the colitis is gone.
- Avoid milk products, for they irritate the colon. Wheat products may do it also.
- Poorly digested roughage can be the problem. Chew your food well. Your intestines need fiber, but not chunks of food.
- Undigested cereals and carbohydrates are another cause. Take digestive enzymes and smaller, more frequent, meals.
- Use the pulse test, to ascertain whether allergic foods are being eaten. (*See "[Pulse Test](#)."*)
- When no open peptic or intestinal ulcers are present, take 2-3 tablets of betaine hydrochloride (betaine HCl) after each meal with a glass of water. This will help the stomach digest proteins and carbohydrates.

- Slippery elm is very soothing and healing to the bowel. Mix one tsp. of powdered slippery elm with one pint of boiling water, blend well, add something for flavoring, and drink slowly.
- Alfalfa, garlic, and papaya are also useful.
- Helpful herbs include aloe vera, myrrh, and pau d'arco.

—Also see "[Crohn's Disease](#)" for additional information on ulcerative colitis. See "[Irritable Bowel Syndrome](#)" for more on colitis.

ENCOURAGEMENT—We are to love God with all our mind, and soul, and body. Give Him your life, and let Him use you to be a blessing to all those around you. There is no other way to be genuinely happy.

CROHN'S DISEASE (Regional Enteritis; Ulcerative Colitis)

SYMPTOMS—Loss of energy, appetite, and weight. Chronic diarrhea, fever, chronic rectal bleeding, malabsorption, pain in the entire abdomen, excess fat in the stool (resulting in pale, bulky stools that float). Malnutrition results.

CAUSES—Crohn's disease is also known as regional enteritis. Ulcerative colitis is a different disorder, but similar enough in symptoms and treatment that we will list them together.

The difference is that ulcerative colitis only involves the first two layers of the intestinal wall (the mucosa and submucosa); whereas Crohn's disease also affects the next two layers (the connective tissue and the wall muscles).

Crohn's disease is a chronic ulceration of one or more sections of the digestive tract. Three special facts are (1) the ulceration reaches into all layers of the gastro-intestinal (GI) wall, (2) the entire GI tract can be involved, from mouth to the anus, and (3) this is usually a long-lasting condition.

As the inflamed portions heal, scar tissue remains, which keeps narrowing the channel.

Many puzzles still surround this condition. The origin is not clearly understood, and certain racial groups contract it more than others (Jews have it more than anyone else).

But certain facts stand out:

Food food allergies may help it start, and identifying and avoiding them helps reduce it.

A lack of vitamins C and E in the diet aggravates the problem.

People in Europe and North America have it far more than those living elsewhere in the world.

Jews in America have it much more than Jews in Israel. Caucasians have it less often than Jews, but more often than other races.

Therefore it is likely that the modern, Western, diet is a significant factor. Eating simple, nourishing food is an important aspect of dealing with this problem.

Rarely does the disease strike once and go away. Most of the time it recurs for years. When this happens, the ongoing scarring keeps reducing bowel functions.

If ignored, eventually Crohn's disease can lead to cancer.

No definite cure is known, but certain things tend to alleviate the problem.

It is believed that Crohn's disease is an autoimmune problem; that is, the GI tract has become so toxic from years of mistreatment, that the immune system becomes confused and begins attacking the part of the body housing the toxic food.

TREATMENT—

- A fat-free diet helps. It is known that those with Crohn's disease cannot absorb fats well and do not tolerate high-fat diets.
- Do not use spices, such as mustard, vinegar, pepper, and horseradish.
- Drink plenty of liquids, such as distilled water and fresh juices.
- Cabbage juice contains vitamin U, the anti-ulcer vitamin, which is good for the walls of the GI tract.
- Of course, eat no junk food, tobacco, caffeine, alcohol, and useless things which only harm you.
- Eliminate all food additives. Do not use sugar or sugar foods. One study revealed that

patients contracting Crohn's disease had previously been eating more sugar than the average population. Eat high-fiber, unrefined carbohydrates (whole grains). However, gradually increase the fiber content, all the while chewing well, so as not to irritate the GI tract. If you cannot chew well, then blend the food.

- Individuals who contracted Crohn's disease were found to have eaten few raw fruits and vegetables prior to developing the condition.
- Mainly eat nonacidic fresh or cooked vegetables, such as broccoli, cabbage, carrots, celery, kale, garlic, and Brussels sprouts. Never fry anything.
- Avoid overeating, in order to reduce the inflammation of the GI wall.
- Gluten tends to make the problem worse. So avoid gluten-containing grains (which are wheat, oats, rye, barley, and buckwheat). Remarkable results can be obtained, but the gluten-free diet must be strictly adhered to; not even tiny amounts in the diet may be permitted.
- Lactose intolerance is frequent. Avoid all milk products.
- Eliminate all possible food allergies and other allergies. Crohn's patients tend to have allergic conditions, such as hay fever and eczema.
- Regularly obtain sunshine and fresh air.
- Avoid stress, anxiety, and worry. Keep calm and relaxed. Avoid even exciting, competitive games.
- Charcoal will help control the diarrhea. Take 4-6 tablets, 2-3 times a day between meals. If the charcoal irritates the colon, stir the charcoal into water, let the charcoal settle to the bottom, and only drink the apparently clear top part.
- Make sure the bowels move daily.
- Surgery, antidiarrheal drugs, and corticosteroids should be avoided. They worsen the condition rather than improving it. A full 50% of those who undergo surgery report a rapid increase in symptoms afterward.
- Helpful herbs are black walnut, burdock, goldenseal, pau d'arco, psyllium, saffron, aloe vera, fenugreek, slippery elm, and white oak bark.

—Also see "[Ulcerative Colitis](#)."

ENCOURAGEMENT—There is a mighty power in prayer. Our great adversary is constantly seeking to keep us away from God. But the humblest soul can, through earnest prayer, penetrate the clouds and lay hold on the arm of God in heaven.

DIVERTICULITIS

SYMPTOMS—No symptoms until they become infected or inflamed, resulting in chills, fever, and pain. The pain may be localized in the left lower quadrant of the abdomen and may be constant. Sometimes there is a brief period of diarrhea.

CAUSES—Diverticula are small pouch-like sacs on the inside of the large bowel, generally in the descending colon. When a person is constipated, he tends to push too hard. The air pressure exerted by this muscular squeeze on the bowel muscles can force small pockets to form in the walls of the lower colon.

Once they form, diverticula never go away. Of themselves, they provide no symptoms. The problem is that fecal matter can collect in them and eventually attract bacteria. This results in infection or inflammation, which produces the fever, chills, and pain.

Diverticulosis is when you have diverticula. It is basically symptomless. Diverticulitis is when they are inflamed or infected; then the unfortunate symptoms reveal themselves.

This is another disease caused by "civilized" refined and junk foods. It is practically unknown in Third World nations, and was almost totally unknown before our century.

More than half of those over 60 in America have this problem.

TREATMENT—

- In order to avoid the formation of those little pouches, always avoid constipation.

This is done by including enough roughage in your diet (fresh fruit and vegetables, bran, and other sources of fiber), and by drinking enough water, etc. (See "[Constipation](#)" for more information.) Psyllium seed and flaxseed also help soften the stools.

- Have a bowel movement when you sense you ought to. Do not wait.
- Obtain adequate exercise, especially out-of-doors.
- Prunes, pureed fruit juices, and herb teas are very helpful.
- Carrot, beet, celery, and green juices are excellent. Of the fruit juices, papaya, apple, pineapple, and lemon are outstanding for your purposes.
- Chew nuts, seeds, and popcorn well, so they will be less likely to enter the diverticula.
- Eat smaller meals.
- Rats placed on high-fat diets, for 90 weeks, all developed colon diverticula.
- Avoid caffeine products. They all tend to irritate the colon.
- Do not eat a lot of sugar.
- Smoking and stress make the symptoms worse.
- Girdles, belts, and tight bands around the waist tend to increase abdominal pressure on the colon.
- Helpful herbs include slippery elm, peppermint, chamomile, and aloe vera.

DURING AN ATTACK—As soon as an attack begins, give yourself a cleansing enema (2 quarts of water and the juice of a fresh lemon). Take 4 charcoal tablets with a large glass of water.

In case of pain or spasm in the colon, apply a heating pad over the abdomen.

During the acute phase of an attack, it may be best to eat a low-fiber diet for a short time. Then return to the high-fiber regime.

If the attack is severe, temporarily blend your food. Drink carrot, cabbage, and green juices.

To relieve pain, massage the abdomen on the left side. Stand up and stretch.

Try to have bowel movements on schedule. Take fiber first thing in the morning, and down a quart of water before breakfast.

Check your stools daily. If they are black, this means blood is present; take a sample to a physician.

ENCOURAGEMENT—Christ's followers are to be more than a light in the midst of men. They are to be *the* light of the world. God calls you to be His representative, to minister to the needs of those around you. As you do this, your life will become marvelously fulfilled.

ENEMA HABIT, TO OVERCOME

PROBLEM—Having taken enemas for a long time, you find you cannot have a bowel movement without taking another.

SOLUTION—A small, cold enema is especially useful in retraining the colon to evacuate normally by itself. Cold water has a bracing, strengthening, enlivening effect.

In hydrotherapy, the enema is considered cold if the temperature is 55-70° F.; whereas it is only cool if it is 70-80° F. The cold enema is a powerful stimulant to bowel movements and should be more generally used for this purpose instead of the warm enema. Use the cold enema to overcome both the enema habit and the cathartic habit (always needing a laxative).

Obtain an ear irrigation syringe from the drugstore, and inject one syringeful of cold water into the rectum. Hold it for one minute, and expel. A bowel movement will generally follow. Use this treatment at the same time every day, to establish a pattern of regularity.

LAXATIVE AGENTS—Laxatives are supposed to promote bowel movements, but some only hinder it.


Bran, psyllium, and raw fruits and vegetables are bulk-forming agents, and are not referred to as "laxatives." They are ideal ways to promote bowel movements, and are safe to use on a long-term basis.

Mineral oil and docusate sodium are stool softening agents. If used at all, they should only be used temporarily. The mineral oil can damage the lungs, if inhaled, and absorbs fat-soluble vitamins in the digestive tract. Docusate sodium increases toxicity of other drugs, and may cause liver damage.

Salts are osmotic agents, which draw water into the bowel for a flush. These are safe if used only occasionally, but otherwise can initiate dependency. In addition, some people dare not take extra salts into their body. Examples include milk of magnesia, Epsom salts, and table salt.

Stimulant agents cause a laxative effect by irritating the intestinal walls and induce peristalsis. But they can result in dependency and can damage the bowels. Examples include various drugstore items; castor oil; senna; and laxative herbs, such as cascara sagrada.

ENCOURAGEMENT—Friendship with God, what privilege can be greater? Study His Bible, pray often, and tell others how wonderful He is. Tell them that God is love. This can give them the peace and rest they so much want.



**ENCYCLOPEDIA
INDEX PAGE**

Section 5

Gastro-Intestinal

Part 10

Anus

HEMORRHOIDS—1 (Piles)

SYMPTOMS—Burning, pain, itching, inflammation, swelling, irritation, seepage, and bleeding.

CAUSES—Hemorrhoids are enlarged varicose veins, found in the anus and rectum.

Those occurring below the internal sphincter (a circular muscle which closes the rectum) are called external hemorrhoids. Those above that sphincter are called internal hemorrhoids.

Internal hemorrhoids are generally painless, but often bleed. When they do, the blood is bright red.

External hemorrhoids are also called piles. Sometimes they protrude from the anus. Because they enlarge and lose their elasticity, they often form little sacs which protrude into the anal canal. The skin above them turns blue or purple and can be extremely painful.

A prolapsed hemorrhoid is an internal one which is protruding outside the anus. Often there is a mucous discharge and heavy bleeding. They can be very painful.

When they bleed, a fair amount of blood can issue forth. But it does not indicate a serious disease.

Older people are more likely to have them. Pregnant women, and women who have had children, tend to have hemorrhoids more often than other younger people.

Circulatory weakness of the veins, along with constipation, are primary causes of hemorrhoids. Liver congestion can also be a factor.

Any condition which increases pressure on that area or reduces the flow of blood through those veins can induce hemorrhoids.

Hemorrhoids are common in folk who live on junk food diets, low-fiber diets, lack exercise, are sitting while working (especially sitting when tense and nervous), do heavy lifting, are obese, pregnant, straining at the stool, heavily coughing, frequently sneezing, have prolonged use of laxatives or enemas, have elevated pressure on the portal vein of the liver (as occurs in cirrhosis of the liver), and sit on something cold.

TREATMENT—

- To whatever degree you are able, take corrective actions as indicated in the above two paragraphs.
- Avoid spicy, highly seasoned foods, for they irritate the inflamed area.
- Avoid sitting or standing for longer periods of time.
- If you must lift something, bend your knees and not your back. Do not hold your breath as you lift. Instead, take a deep breath and exhale at the moment of lifting. Avoid heavy lifting as much as possible.
- Do not sit on anything which does not warm up (a rock, steel, the ground) for periods of time.
- Do not forget the high-fiber diet; it, and a proper diet, is crucial to success in avoiding or managing this problem.
- Use soft toilet paper, and only dab with it. Use only non-perfumed, white toilet paper.
- Do not scratch the area.
- Diarrhea intensifies the problem, so avoid this. (See "[Diarrhea](#).") For the same reason, avoid [constipation](#) (which see).
- Sitz (sitting) baths soothe inflamed tissues and relax spasms of the rectal and anal muscles.
- Apply cold witch hazel tea , to help shrink them.
- In severe cases, take an alternating hot and cold sitz (sitting) bath. Use two large galvanized wash tubs, propped up at one one end, to make sitting in them more comfortable. Fold a large towel and place it in the bottom and sides, for comfort. Fill one

with hot water (100° F.), the other with tap water. Sit in the hot, for 5 minutes, and in the cold, for 30 seconds. Spread the buttocks, as you do this, so the temperature changes will have the best effect on the desired area. Do this 3 times. You can come back later and do it again as needed.

- An alternate method, to use in less severe cases, is to sit in a bathtub of 10-12 inches of hot water. Do this 3-5 times a day.
- Cranberry poultices are helpful. Blend a handful, wrap a tablespoonful in cloth, and lay against the area. Change an hour later, and repeat when you wish.
- Dab lecithin on the area, as you would Vaseline.
- An ice pack to that area may also bring relief.
- Peel a garlic bulb and scrape it, to get the juice, to flow. Then insert it. It will be expelled the next day during elimination. Do this 3 times a week.
- Cut a piece of aloe vera, about 2½ inches in length, peel, and insert.
- Applications of white oak bark tea or witch hazel will, through astringent action, tend to shrink the hemorrhoids.
- Medicinal drugs generally contain local anesthetics, but these often irritate the area and delay healing.
- A 1976 report stated that there was no evidence that any of the ingredients in *Preparation H* could reduce inflammation or shrink hemorrhoids.
- Aspirin will intensify the bleeding.
- Prolapsed hemorrhoids can become *thrombosed*; that is, they can form clots inside them which prevent their receding. Severe, increased pain indicates this has happened. Go to a physician, to remove the clot. This is not the same as a hemorrhoidectomy, and is a simple, rapid treatment.
- In case of persistent, severe problems, some may choose to have hemorrhoidectomy done. Find a physician who has done this and adequately knows what to do.

A Personal testimony:

I have essentially been cured of my hemorrhoids with the following treatment;

I suffered with hemorrhoids for nearly 10 years, practically living on Preparation H, and often in great pain. Again and again I had to have surgery for clots. This was extremely unpleasant and painful, but the alternative was months of being almost unable to walk at all.

On one occasion I developed four clots, and an extremely painful flareup. I was out of all medication for the pain, and was desperate. I looked around for anything that might help.

I had on hand a solution that we had used on animals for skin problems. It consisted of 9 parts colloidal silver (liquid, electrically made), and 1 part DMSO. I knew that the DMSO had pain-relieving properties, and decided to try in on my hemorrhoids, which I did.

The pain relief was not spectacular, but it did help some. So every 20 to 30 minutes when the pain got bad, I applied it again. After a day or so, I noticed that the pain was definitely getting better, and I had to apply the mixture less frequently.

It was really helping, so over the next few days and weeks I continued the treatment, and the pattern continued of needing the application less and less often. In amazement I realized that the clots were actually dissolving! Nothing but surgery had ever gotten rid of them before! And, in time, all the swelling went away.

It has been years since this occurred. Once in a while I will have a twinge of pain, and will apply the solution again. But one application is usually sufficient to remove all symptoms. For months at a time I have absolutely no symptoms at all.

If you have further questions about how I applied this remarkable remedy, you can contact me at jeannie@ucinet.com.

—Also see "[Hemorrhoids—2](#)."

ENCOURAGEMENT—Bible religion is to be interwoven into everything we do and say. Let others see Jesus in you. Make His honor first. Show others that the Ten Commandments are the best commands to be kept in the whole world.

HEMORRHOIDS—2 (J.H. Kellogg, M.D., Formulas)

PORTAL CONGESTION—Cold Foot Bath, in running water; Hot Foot Bath or Hot Foot and Leg Bath; Hot Leg Pack; Revulsive Douche to feet and legs; Hot Abdominal Pack.

IRREDUCIBLE PROLAPSE—Rest in bed; lying on the face; knee-chest position, if required. Ice

Compress; bathing parts with ice water; daily small Cold Enema after stool. Relieve bowels while lying in horizontal position; avoid straining; Need abdominal supporter. In many cases, surgical measures are necessary.

INFLAMED HEMORRHOIDS—Rest in bed with feet and hips elevated; knee-chest position, if necessary; Ice Cold Compress, pressed firmly against anus; ice suppositories (ice placed in rectum); very shallow Ice cold Sitz Bath.

PAIN—If due to inflammation, short hot Fomentation followed by cold compress applied to the anus and nates, with Hot Foot Bath at the same time; repeat Fomentation hourly or every 2 hours; Prolonged tepid Sitz Bath, at 85⁰-80⁰ F.; Hot Hip and Leg Pack, followed by Cold Compress over nates, perineum, and lower back.

—Also see "[Hemorrhoids—1](#)."

RECTAL FISSURES (Rectal Abscesses)

SYMPTOMS—After passing a larger-diameter bowel movement, there is burning, stinging, and possible bleeding on the rectum. Painful red swelling at, or near, the anal opening.

CAUSES—Hemorrhoids are swollen veins in the anus and rectum area. Fissures are ulcers or breaks in the skin which just happen to occur in the same area.

The margins where skin meets the mucous membrane can have small tears. This occurs sometimes at the corners of the mouth. Fissures on the rectum are somewhat similar.

A common cause is the passing of a large, hard stool.

TREATMENT—

- Avoid constipation. Be sure and include enough fiber in the diet and drink enough water each day. The two, combined, will produce soft stools. Eat more fruits and vegetables, and drink 6-8 glasses of water daily.
- Do not scratch the area. Wipe yourself gently.
- Avoid diarrhea. An ongoing case of it can soften rectal tissue, so it is more likely to tear.

- Sit on something soft. A special pillow can be purchased in the drugstore.
- Fairly hot water on the area will relax and sooth it.
- If needed, place corn starch on the area after each bath, to keep it dry. Do not use talcum powder for this—or anything else. It can cause cancer. Talcum powder is rock dust.
- These swellings may be opened with a blade or by soaking it in hot sitz baths of 3% boric acid. A poultice of echinacea may be applied directly to the abscess, to disinfect and help bring it to a pointed shape, so it can be opened. Flush the opened abscess with 3% hydrogen peroxide, to clean it out and disinfect the wound.

ENCOURAGEMENT—If Christ is dwelling in the heart, it is impossible to conceal the light of His presence. Let Him use you to be the blessing to others, which they so much need.

RECTAL ITCHING (Pruritis Ani, Anus Itch)

SYMPTOMS—Itching around the anus.

CAUSES—Causes include infection, parasites, poor hygiene, diabetes, estrogen deficiency, or liver disease. Skin diseases, such as psoriasis, seborrheic dermatitis, and eczema can also cause it. Another possible cause is contact dermatitis, due to perfumed or dyed toilet tissue, deodorants, soap, or underclothing. Food allergies are thought to be another cause.

Rectal itching is a symptom of a problem rather than a disease. Resolving the basic problem is essential to eliminating the itching.

Pinworms are frequently the cause in children, but rarely in adults. (*See pinworms in "[Worms.](#)"*)

TREATMENT—

- Take pulse tests to determine food allergies. (*See "[Pulse Test.](#)"*)
- Several foods have been found to cause allergies, leading to itching: beer, wine, hard liquor, coffee, milk, cola drinks, tea, citrus, chocolate, tomatoes, popcorn, nuts, and spicy food.

- Avoid gas-forming foods.
- Take vitamin A and flaxseed oil orally.
- Avoid stressful situations. High-strung individuals tend to have this problem more than others. Their nerves are on edge.
- Use wet tissue to clean the area after a bowel movement, but do not leave the area wet.
- Eliminating moisture from the area is a key factor. Moisture, leakage, and fecal soiling are frequently primary causes.
- Do not use anesthetic medications with "caine" in the name. They produce strong allergic reactions, making the condition worse. They also tend to keep moisture on the area.
- Avoid using soap in the area, for soap is highly alkaline.
- After a bowel movement, it will help to wash the area with a syringe of water. Dry thoroughly afterward.
- Take a hot sitz bath daily. After the bath, apply lemon juice to the area with a piece of cotton. Or rub wheat germ oil on all affected parts after washing and drying well.
- A warm (not hot) tea bag of goldenseal may be applied to the area for up to a half hour, to relieve itching.
- Avoid tight clothing of any type in the abdominal area.
- Avoid drugs; many irritate the colon, leading to pruritus.

—Also see *pinworms* under "[Worms](#)."

ENCOURAGEMENT—Resolve that, not in your own strength, but in the strength and grace given of God, that you will consecrate to Him now, just now, every power and ability of your life.



**ENCYCLOPEDIA
INDEX PAGE**

Section 5

Gastro-Intestinal

Part 1 1

Digestive

ANOREXIA NERVOSA

SYMPTOMS—Thin people who try to keep losing more weight.

CAUSES—Both Anorexia nervosa and bulimia are obsessive eating disorders, but they are not the same.

Anorexia describes people who, although thin and often weak, are certain that they need to lose more weight. They fear food and weight gain, and will hardly eat.

Bulimia describes people who try to eat less, then go on eating binges because they feel starved. Each one is concluded by purging (induced vomiting) in order to bring up the food eaten. (See "[Bulimia](#).")

Believing they are overweight, fearful of gaining more, these individuals rather consistently try to keep themselves starved. They tend to have low self-esteem, and often are depressed. Certain that they look terrible, and sure that eating still less might solve the problem, these folk have a thinking pattern which is difficult to change.

In some cases, drug and/or alcohol abuse is also involved.

Lack of proper nutrition tends to intensify the feelings and attitudes.

Almost all anorexics are women, typically between the ages of 12 to 18.

The word, "anorexia," means "appetite loss," and technically could apply to anyone who has an ongoing disinclination to eat food. This can be caused by stress, malnutrition, shock, or injury. But, today, the term is generally applied only to those who have anorexia nervosa. This article only applies to this latter definition.

Some consider anorexia nervosa to be a psychiatric illness. Others believe that reaction to a strong, underlying collection of allergenic foods is the problem. The often repeated phrase, "I always feel better when I don't eat, and feel bad when I do," can apply to both viewpoints.

About a third of those with this problem prematurely die from starvation, infections, heart disorders, or suicide.

The underlying cause must be dealt with. Love and understanding is needed. Help from someone outside the family may be needed. However, there is danger in consulting professional counselors or psychologists, since they have been trained in hypnotic procedures; a growing number of instances are occurring where so-called "repressed memories" are implanted in the counselee. —And that only adds to the problems!

TREATMENT—

- Pray with the person and help her find peace in God. We must accept ourselves, physically, as we are, and go on from there.
- Perk up the appetite. Give betaine hydrochloride and pancreatic enzymes.
- Give herbs which help stimulate the appetite: sweet flag, calamus, yellow gentian, buckbean, or marsh trefoil. Give herbs before meals.
- A good nutritional program, along with vitamin/mineral supplementation, is vitally needed. The delicate problem is getting the individual to eat enough food, so that normal balances can be regained.

—Also see "[Bulimia](#)."

ENCOURAGEMENT—No one can remain neutral in the conflict. Everyone must decide whether he will stand under the banner of Satan or the ensign of Christ. Every day we are deciding where we will stand in this battle. "Choose you this day whom you will serve."

BULIMIA

SYMPTOMS—The people appear normal, and the symptoms occur in secret.

CAUSES—Bulimia describes people who try to eat less to keep their weight down; then, every so often, they go on a eating binge. This is followed by purging (induced vomiting) or the taking of laxatives, so the food will be eliminated without being properly digested. (*Also see "[Anorexia nervosa](#)."*)

Bulimia can result in serious physical problems, including hypoglycemia, internal bleeding, ulcers, erratic heartbeat, kidney damage, menstrual cessation, low pulse rate and blood pressure, and glandular damage.

Some bulimiacs overdo on exercise, in order to better manage weight and somehow improve an already unbalanced situation.

Professions requiring a beautiful appearance are where we are most likely to find bulimiacs (models, actors, dancers, ballet dancers). By her own admission, Princess Diane is a bulimiac. Thinness is equated with beauty by many people.

Oddly enough, while anorexics tend to be overly thin, bulimiacs are generally just right; not too heavy or too thin.

But their way of life may produce hair loss, yellow skin, premature wrinkles, muscle fatigue, dizziness, and extreme weakness.

The primary physical signs are those which are caused by sessions of induced vomiting: swollen salivary glands, constant sore throat, hiatal hernia, esophageal inflammation, erosion of the enamel of the back teeth, swollen glands in the face and neck, and broken blood vessels in the face.

If laxative abuse is done, then rectal bleeding, bowel damage, and chronic diarrhea may result. Excessive laxative use removes an excess of potassium and sodium, leading to muscle spasms, dehydration, and eventual cardiac arrest.

Bulimiacs tend to have low levels of serotonin, which can lead to increased cravings for simple carbohydrates (sugars). Yet it is likely that the binges produced those chronically low levels.

TREATMENT—

- Follow the suggestions for [anorexia](#) (*which see*).
- Do not eat any sugar or sugary foods. Avoid all junk food and white flour products. A simple, nourishing diet is urgently needed in order to restore the needed balance in life.
- The person should expect to experience temporary anxiety, depression, insomnia, and

possible irritation, as he attempts to break with the old way of life. But the rewards are outstanding and well- worth the effort.

- CCK (cholecystokinin-pancreozymin) is a hormone, found in the small intestine and brain which signals a satisfied feeling and that it is time to stop eating. When a person gets into a pattern of overeating, that hormone is not properly produced. So the person only feels satisfied after heavily overeating a meal.
- The only solution is to rigorously eat just so much, even though it does not seem like enough. Eventually, the hormone will start being produced again in the proper amount at the proper time.

—Also see "[Anorexia nervosa](#)."

ENCOURAGEMENT—For Christ's sake, we are to endure trials. We are not engaged in mimic battles. Satan wants to have you. But, pleading with God for help, you can choose to cast in your lot with Christ. And you will have angels to help you win the battle.

CELIAC DISEASE (Celiac Sprue, Gluten Intolerance)

SYMPTOMS—Diarrhea, weight loss, and nutritional deficiencies such as anemia. Other symptoms include frequently pale and/or light-yellow, foul-smelling stools that float; fatigue; depression; abdominal swelling; muscle cramps; wasting; and bone and/or joint pain. Diarrhea is the most commonly observed symptom.

Infants and children may show vomiting; stunted growth; intense burning sensation of the skin; and a red, itchy skin rash. Ulcers may develop in the mouth. The child may look anemic and undernourished.

Babies may lose weight or gain it more slowly, and do not seem to be thriving well. The disease can begin in the first few months of life.

CAUSES—Celiac disease affects the small intestine. There are abnormalities in the intestinal lining, due to a permanent intolerance to gluten. Gluten is in wheat, rye, barley, and oats. (Corn, rice, millet, soybeans, quinoa, and amaranth do not contain gluten. There seems to be a little uncertainty about buckwheat.) The protein, gliaden, is thought to be the toxic part of the gluten. It interacts with the lining of the intestines, causing the tiny absorptive fingers which jut from it (the villi) to flatten and atrophy. As a result, nutrients are not absorbed (including vitamins A, D, and K) and the disease symptoms

appear.

Unfortunately, many physicians and the food industries recommend that grains be introduced into the diet of the infant when they are less than a year old. This can prompt celiac disease to first appear then or even decades later.

This is important! Tell every expectant mother not to feed her child grains until it is at least a year old.

Removing gluten from the diet of a celiac produces a marked change; whether an infant, child, or adult, the person starts feeling better again. But he must not return to gluten foods.

Some infants do not tolerate cow's milk protein, and react to it with celiac symptoms, even before gluten is given to them. So remove that also from them.

Celiac disease is often misdiagnosed as spastic colon, irritable bowel syndrome, or something else which affects the intestines.

Yet, if left untreated, celiac disease can be quite serious. It can lead to pancreatic disease, infertility, miscarriages, internal hemorrhaging, bone disease, gynecological disorders, nervous system damage, intestinal lymphoma, and many more. For example, anemia is common, due to poor absorption of folic acid, iron, and vitamins B₁₂ and K.

Scarring of the intestinal lining can progress so far that, by the age of 45 to 50, 90% of the intestine can be damaged, resulting in a significant reduction (as much as 70%) of the absorptive surfaces.

But there is evidence that partial repair to those walls can be made within several months, if you permanently part company with the offending foods.

TREATMENT—

- You will want to avoid the gluten foods, which are wheat, oats, rye, and barley.
- The follow grains do not have gluten: corn, millet, and rice. Soybeans, quince, and amaranth are also okay. Buckwheat is okay for some celiacs, but not for others.
- All grains fed to babies (and adults too) should be cooked for 2-3 hours, if the preparation is done by boiling at 212° F.
- Do not eat products containing cow's milk. Breast-feed the child, to avoid using cow's milk.

- Do not overeat sugar or white-flour products.
- Eat a nourishing diet, including fresh fruit and vegetables, and vegetable juices. Fiber is important in the diet of celiacs.
- Allisatin, found in garlic, is said to help treat celiac disease.
- Ripe bananas are tolerated well, and help control the diarrhea.
- Avoid processed, fried, and junk food. Do not eat sugary foods, chocolate, and processed foods.
- Read the labels, and watch for "hidden" gluten or cow's milk ingredients in bottles and packages. Some of these are malt, modified food starch, some soy sauces, garin vinegars, binders, fillers, excipients, and "natural flavorings." Almost all commercial breads, bread mixes, crackers, etc., contain gluten. It is often found in commercially prepared puddings, candies, cookies, cakes, ice cream, salad dressings, luncheon meats, frankfurters, canned chili, macaroni, noodles, spaghetti, bread stuffings, and anything thickened with flour (soups, vegetables, bottled meat sauces, gravies, flavoring syrups, sauces, cocoa mixes.
- Only eat homemade desserts.
- Frozen, fresh, or canned vegetable and vegetable juices are all right.
- Breads and cereals made from rice, millet, soybean, corn, or potato starch are okay.
- Do not eat meat.
- Avoid tobacco, tea, coffee, and alcohol.
- Helpful herbs include aloe vera, burdock, pau d'arco, psyllium, saffron, slippery elm, and alfalfa.

—Also see "[Lactose Intolerance](#)." Both have some similar symptoms and problems. Also see "[Crohn's Disease](#)."

ENCOURAGEMENT—You may at times hesitate. Should you choose the right? But the command of God is "Go forward!" Do what is right, regardless of the consequences, and the angels of God will be by your side.

LACTOSE INTOLERANCE

SYMPTOMS—Diarrhea, gas, and abdominal cramps. Symptoms generally begin 30 minutes to 2 hours after eating dairy products.

In infants, symptoms include foamy diarrhea with diaper rash, slow weight gain and development, as well as vomiting.

CAUSES—Lactose intolerance is inability to digest milk sugar. The intestinal wall is not able to make the digestive enzyme, lactase, which is needed to split lactose into glucose and galactose. When the lactose is not split, it remains undigested in the intestinal tract; retains fluid; and ferments in the colon, producing gas, diarrhea, and abdominal cramping.

Although it can cause digestive disruption and discomfort, lactose intolerance will not produce dangerous results, and can be easily controlled through careful diet.

Oddly enough, hardly any adults in the world can digest milk sugar after the age of 20. The exceptions are most Caucasians of northern European origin.

The following infections can result in lactose intolerance: irritable bowel syndrome, regional enteritis, and ulcerative colitis.

Although less common, in infants and children it can occur after a severe attack of gastroenteritis, which injures the intestinal wall.

If you are pregnant and there is lactose intolerance in your family, plan to breast-feed your child or give him a non-dairy formula (such as soy milk). But, if you do, give him added calcium gluconate powder, since soy milk does not contain enough calcium.

Lactose intolerance is different than milk allergy. A person with lactose intolerance cannot digest milk sugar; one with milk allergy can digest milk, but his immune system is antagonistic to one or more of its components.

TREATMENT—

- Avoid all milk and dairy products. This includes ice cream.
- Beware of products which contain small amounts of added milk ingredients, such as

"milk solids." Lactose is added to many processed foods, including cookies, pancake mixes, breads, canned and powdered soups, flavored coffees, powdered drink mixes, and processed meats.

- Since you cannot drink milk, eat foods which are rich in calcium. This includes broccoli, dried figs, apricots, blackstrap molasses, and other vegetable greens.
- Do not eat spinach or rhubarb, for they contain a chemical which blocks absorption of calcium.
- Take supplemental calcium gluconate (or calcium lactate) powder. This is an excellent source of nutritional calcium.
- Many pharmaceutical drugs contain lactose as a filler.
- Do not eat any solid food during a lactose attack of diarrhea. Just drink lots of good water and replace lost minerals.
- Acidophilus milk would not help the person with lactose intolerance, for the acidophilus works to improve conditions in the colon, and the problems with lactose occur in the small intestine.

—Also see "[Celiac Disease](#)." Both have some similar symptoms and problems.

ENCOURAGEMENT—The victory can be gained, for nothing is impossible with God. Give Him your heart, and you have given Him the best gift you can. And is it not worth it? He offers you Christ and eternal life in heaven.

WILSON'S DISEASE

SYMPTOMS—The fissure sign is a pigmented ring (the Kayser-Fleischer ring) at the outer margin of the cornea of the eye.

Later symptoms include bloody vomit; drooling; an enlarged spleen; jaundice; difficulty in speaking, swallowing, and/or walking; loss of coordination; progressive fatigue, weakness, intellectual impairment; personality changes; bizarre behavior; spasms, tremors, rigidity of the muscles; fluid accumulation; swelling in the abdomen; and weight loss.

Although the disease begins at birth, symptoms generally do not appear until the age of six or more often in the teens or later.

CAUSES—Wilson's disease is rare and inherited. The body is not able to metabolize the trace mineral copper, although it is still absorbed by the small intestine into the blood stream.

The result is an excess of copper in the various organs (liver, kidneys, brain, and corneas of the eyes). If not cared for, Wilson's disease will result in serious damage to the liver and brain, and, ultimately, death.

Early detection and treatment can minimize the damage. If you have a family history of this disease, have diagnostic tests made of you and your children. Early detection is important. The following is a treatment for one with this disease; it should not be used by those who do not have Wilson's disease:

TREATMENT—

- A lifetime must be spent avoiding things which have copper and taking substances which remove it from the body.
- Check your drinking water, to make sure it has no copper. If it has more than 1 part per million of copper, drink bottled water.
- Make sure your vitamin/mineral supplements do not include copper.
- Onions and garlic contain sulfur, which helps rid the body of copper. But do not take flowers of sulfur (the chemical sulfur); they will give you boils.
- Eliminate from the diet those foods which are high in copper. This includes chocolate, molasses, nuts, organ meats, shellfish, broccoli, mushrooms, avocados, legumes, oats, egg yolks, soybeans, raisins, and whole grains.
- Maintain a high intake of vitamin C and zinc, since copper in the body tends to destroy both.
- Avoid exposure to metal.

ENCOURAGEMENT—The true man or woman is the one who will stand by principle, even though all others may be compromising. Obedience to the commandments of God, by enabling faith in Christ, is what is needed.



**ENCYCLOPEDIA
INDEX PAGE**

Section 5

Gastro-Intestinal

Part 12

Nutritional

EMACIATION (J.H. Kellogg, M.D., Formulas)

BASIC FACTORS—Rest in bed, fattening diet that will build tissue and blood. This should include dairy products, well-cooked cereals, malted or predigested cereals, a graduated program of tonic treatments (the Tonic Frictions). Fomentation over the stomach twice daily, followed by Hot Abdominal Pack.

GASTRIC ULCER—Withhold food by mouth; rectal feeding; Fomentation over stomach twice daily; well-protected Heating Compress during the interval between. Graduated Tonic Frictions.

CHRONIC GASTRITIS—Rest in bed; abdominal Fomentations 2-3 times daily; Protected Heating Compress during intervals.

INTESTINAL CATARRH—Enema at 95⁰ F. after each bowel movement. During the interval between, apply a Heating Compress at 60⁰ F., changing it every 30 minutes.

HYPOPEPSIA—Graduated tonic treatment (Tonic Frictions), Ice Bag over stomach half an hour before each meal.

CONTRAINDICATIONS—Avoid prolonged Hot Baths and Cold Full Baths.

GENERAL METHOD—The general plan of treatment must be such as to secure increased income of tissue-building material with a diminished outflow, hence the diet must be very simple, easily assimilable, and taken in as large a quantity as possible. Exercise must be diminished or, in grave cases, suspended altogether. Moderate exercise may be allowed, if necessary, to maintain the appetite. Special attention must be given to increase of the appetite and improvement of digestion by suitable hydrotherapy applications. Cold applications must be very short and intense, so as to produce strong nervous impressions upon the nerve centers without removing animal heat, to any considerable degree,

or increasing oxidation.

PICA (craves dirt)

SYMPTOMS—The child keeps eating dirt.

CAUSES—Children eat dirt because they crave minerals which they are not obtaining enough of in the foods served them. Sometimes they eat paint chips from the walls. But paint often contains lead or cadmium, both of which are quite toxic. Lead can produce brain damage. (See "[Lead Poisoning](#).")

TREATMENT—Supplement the child's diet with extra vitamins and minerals.

- Include Nova Scotia dulse or Norwegian kelp in his diet. This will supply trace minerals. If you live near the ocean, add a little ocean water to help salt the food. Do pulse tests to determine if a celiac type of disease exists (see "[Pulse Test](#)," and "[Celiac Disease](#)").
- Do a hair analysis test, to determine which minerals are needed.

ENCOURAGEMENT—The temptations of Satan are greater now than ever before; for he knows that his time is short, and that very soon every case will be decided, either for life or for death. It is no time to sink beneath discouragement or give up the battle. Cling to Jesus and, by His grace, live the life of an overcomer.

MALABSORPTION SYNDROME

SYMPTOMS—Anemia, diarrhea, and weight loss are frequent. Sometimes there is weight gain instead of weight loss.

Other symptoms may include dry skin, fatigue, abdominal bloating, gas, constipation, diarrhea, PMS, thinning hair, tendency to bruise easily, depression, or inability to concentrate. There may also be vision problems (especially night vision; and bulky, pale, and fatty stools (known as steatorrhea).

CAUSES—This appears to be a wastebasket category. Whenever nutrients, in general, cannot be properly absorbed by the gastro-intestinal (GI) tract, the problem is dubbed "malabsorption syndrome."

Possible causes include an impoverished diet, primarily junk food. The body may not be producing enough digestive enzymes. Vitamin B complex may not be in the diet or is not being absorbed properly. Diseases of the gallbladder, liver and bile ducts, or pancreas may exist. There may be food allergies.

Other causes include damaged intestinal walls, caused by irritable bowel syndrome; lactose intolerance; Crohn's disease; diverticulitis; celiac disease; colitis; parasitic infestation; excessive consumption of antacids, alcohol, or laxatives. Chronic constipation or diarrhea can have a similar result.

Radiation therapy, sugary foods that shorten the intestinal tract, or digitalis treatment can reduce the absorptive area of the intestines. An overgrowth of candida in the digestive tract or obstructions in the lymphatic system can have a similar effect.

Too rapid intestinal transit time causes nutrients to pass out of the body as waste.

AIDS and cancer can produce many of these symptoms.

There are a number of other possible causes, including a variety of drug medications.

Premature aging can be caused by a decline in secretions of stomach acid and digestive enzymes.

TREATMENT—

- The great need is to cleanse the body, and then rebuild it with a good, healthy program.
- A good nourishing diet, as discussed elsewhere in this book; rest; exercise out-of-doors; fresh air; sunlight; freedom from worry and tension—all these are needed.
- Oregon grape and gentian are healing and improve digestion. Chamomile calms the nervous stomach. Peppermint and parsley are also healing.
- Make sure the bowels are kept open and working properly. This reduces toxins in the intestinal tract and digestive organs.
- Locate specific causes and problems and apply solutions, as given elsewhere in this book.

ENCOURAGEMENT—God is love and He cares for us. "Like as a father pitieth his children, so the Lord pitieth them that fear Him." Trust and obey your sweet heavenly Father. You will never be sorry

that you did.

BERIBERI (B Vitamin Deficiency)

SYMPTOMS—In children: mental confusion, muscle wasting, impaired growth, convulsions, nausea, vomiting, stomach and intestinal problems, diarrhea, and constipation.

In adults: weight loss, diarrhea, edema, fatigue.

CAUSES—Beriberi is a nutritional disease, caused by a deficiency of thiamine (vitamin B₁), but also all the other B complex vitamins, as well.

Beriberi is not common in the West. In the East, where many subsist primarily on polished (hulled) rice, it is endemic. The rice bran contains the vitamins, and the polished kernel only contains starch and protein.

In America, beriberi occurs as a result of alcoholism, hypothyroidism, pregnancy, infections, or stress.

TREATMENT—

- Eat brown rice, raw fruits and vegetables, seeds, nuts, legumes, and whole grains.
- Take vitamin/mineral supplements.
- Do not drink liquids with your meals, for this washes away water-soluble vitamins.

ENCOURAGEMENT—All who give themselves to the service of Christ will follow the example of Christ, and will be perfect overcomers. In His strength, you can stand firm amid the pollutions of this degenerate age.

PELLAGRA (B Vitamin Deficiency)

SYMPTOMS—Depression, anxiety, dizziness, headaches, diarrhea, loss of appetite, red tongue that is sore and inflamed, weakness, weight loss, dementia, and itchy skin on the hands and neck.

It is sometimes diagnosed as mental illness.

CAUSES—Pellagra is a deficiency disease, caused by a severe lack of several vitamins. It is rare in the United States at this time; but, when it does occur, it is caused by diseases which heavily deplete those vitamins.

The primary vitamins involved are niacin (vitamin B₃) and, secondarily, thiamine (B₁) and riboflavin (B₂). Also needed is folic acid and vitamin B₁₂.

TREATMENT—

- Eat plenty of foods high in the B vitamins and take nutritional supplements.
- Worthwhile foods would include potatoes, legumes, broccoli, collards, bananas, figs, nuts, seeds, peanut butter, tomatoes, prunes, and whole grain breads and cereals.

ENCOURAGEMENT—All power to do good is God-given. His grace is sufficient for all our trials. If we trust wholly in God, we can overcome every temptation and, through His grace, come off victorious.

SCURVY (Vitamin C Deficiency)

SYMPTOMS—Swelling and bleeding of the gums, tenderness of joints and muscles, poor healing of wounds, and increased susceptibility to bruising and infection. Rough, dry, discolored skin. Scurvy may occur concurrently with [gingivitis](#) (which see).

An infant with scurvy is comfortable only when lying on his back with his knees partially bent and his thighs turned outward. His bones are less capable of retaining calcium and phosphorous, causing them to become weak and eventually brittle.

CAUSES—Scurvy is a malnutrition disease, caused by a diet that is deficient in vitamin C.

TREATMENT—

- Scurvy responds, in as little as 2-3 days, to a daily intake of 100-200 mg of vitamin C.
- Fresh fruits and green leafy vegetables are also full of vitamin C.
- In order to promote blood and bone repair, from damage caused by scurvy, a well-balanced diet, high in protein and iron, is also needed.
- Supply bioflavonoids (vitamin P), which work closely with vitamin C. These will be found in vitamin C-rich foods.

ENCOURAGEMENT—When temptations and trials rush in upon us, let us go to God and agonize with Him in prayer. He will not turn us away empty, but will give us grace and strength to overcome and break the power of the enemy.

KWASHIORKOR (Protein Starvation)

SYMPTOMS—Retarded growth, changes in skin and hair, diarrhea, loss of appetite, edema, and nervous irritability.

CAUSES—Kwashiorkor (kwash-uh-OR'-kor) is a serious nutritional disease. Adequate carbohydrates are provided, but not enough protein.

This condition generally occurs in children between the ages of one and five, who have been weaned from milk to a diet primarily of starches and sugars.

Low blood protein levels cannot hold water in the blood vessels so it goes into the cells, producing a distended, bloated belly and edema.

There are 22 amino acids which children need, and 20 which adults need. Complete protein meals should be the objective.

TREATMENT—

- Add protein to the diet. In underdeveloped countries, a skim milk formula is usually first given, because the child's fat-absorption ability has been damaged.
- Other foods are gradually added, until he can handle a balanced diet.

- Correct all vitamin/mineral deficiencies which may exist.

ENCOURAGEMENT—To obey the commandments of God is the only way to obtain His favor. "Go forward" should be the Christian's watchword. Let God lead you by His Written Word, and you will not take missteps.



Section 5

Gastro-Intestinal

Part 13

Weight

OVERWEIGHT—1 (Obesity)

SYMPTOMS—The person is heavier by about 20% than the average for his height and weight.

CAUSES—Obesity is an excess of body fat; too much is being stored. It is also consuming more calories than you can use. All it takes is for you to be 20% overweight in order to be classified as obese.

The average human body has 30-40 million fat cells. That is too many for some of us. It has been said that when a person makes an extra fat cell, in order to store some extra fat, he keeps that cell for the rest of his life—even though he may remove the fat from it.

Poor diet, fatty foods, and a lack of exercise are common causes of overweight. Other factors include diabetes, hypoglycemia, endocrine glands which do not function properly, boredom, tension, and love of food. Another factor is inadequate intake or absorption of key nutrients, which causes fat to be stored instead of used.

Over \$30 billion is spent each year, in America, on foods or equipment to help lose weight.

Obesity can be involved with hormonal imbalances in the hypothalamus, pituitary, pineal, thyroid, adrenals, or pancreas.

Obese people tend to store fat, not only in regular fat cells, but also in muscle tissue. Then, when they try to lose weight (via a weight loss diet), they lose both fat from the fat cells and protein from the muscles—before they lose fat from the muscles. The best solution is to keep fit, so you do not store fat in your muscle tissue.

To maintain weight loss (that is, an ongoing program of losing a little weight), calculate how many calories you need each day. Multiply your weight by 10. Then add 30% (about a third) to the total.

Assuming that you are moderately active, eating anything less than that total amount should cause you to lose weight. This total is the amount of calories you can consume daily, without gaining the weight back which you have already lost.

It is said that 90% of obese people overeat and binge because their empty calorie diets do not supply enough minerals (especially trace minerals) and vitamins.

TREATMENT—People try to cut down on the calories, when they should make sure they steadily obtain good basic nutrition. Without adequate nourishment, they will generally binge or go off their special diets. It is now known that steady eating is better than losing weight, gaining it, losing it, and gaining it. The up and down program damages the body, and makes it more susceptible to disease. The 14-year Framingham Study established that repeated crash diets increases the risk of heart disease.

- Test for food allergies (*see [Pulse Test](#)*) and eliminate them.
- Consistently eat a lighter, but more nourishing, diet. Do not eat food for fun; eat for health and to stay well.
- Avoid junk food, fatty food, fried food, processed food, caffeine, nicotine, and soft drinks,
- Drink at least 8-10 glasses of water each day.
- Do not skip meals. Make breakfast the largest, lunch a moderate meal, and supper the lightest.
- Include Nova Scotia dulse or Norwegian kelp in your diet, to supply trace minerals.
- When you end a meal, make it a habit to eat nothing more until your next meal.
- Include a good vitamin-mineral supplement and fiber.
- Go on a good basic diet and stay on it. Here is an example of one:
 - Eat moderate amounts of raw citrus and subacid fruits, but no sweet fruits, such as grapes or dried fruits. No fruit juices, except diluted grape juice taken a half hour before the meal, to reduce appetite. No bananas.
 - Eat as much raw vegetables as you want.
 - The only cooked vegetables should be fresh and conservatively cooked ones. Do not use

frozen, fried, or canned vegetables.

- Primarily eat vegetarian protein foods, and in some moderation: beans, sprouted beans, seeds, nuts, etc.
- All refined carbohydrates are forbidden. This includes sugar, alcohol, white-flour products, quick oats, most packaged cereals, and processed starch.
- Eat only well-cooked, unrefined brown rice, barley, rye, millet, buckwheat, wheat berries, bulgur, corn, and other whole grains. Do not grind them, but cook and eat them in their natural state.
- Use cold-pressed unsaturated oils, plus lemon juice, and possibly some herbs for flavoring.
- Do not overeat, ever. It is a very, very bad habit to get into; it is a habit which can be stopped.
- Do not eat between meals; that is another habit to quit.
- When eating, concentrate on quietly eating and thinking about when you should stop. Do not just relax, talk, socialize, and eat and eat. Do not listen to the radio, read a book, or watch television. Stick to your work of eating lightly of nourishing food, and quit when you should.
- You will not be harmed by finishing the meal a little hungry.
- A regular exercise program is needed.

Here are still more helpful ideas:

- Aerobic exercises are better than other kinds. This simply means exercise done out in the open air. It helps lose weight; build strength; strengthen the heart, arteries, and veins; and invigorate the vital organs and endocrine glands.
- Walking uses up to 120 calories per hour while actual jogging burns only 440 calories per hour. Walking is always the best exercise.
- Swimming is usually done in cold water, and this triggers the body to store extra fat as protection against the cold. So swimming does not help one lose weight.

- Children who are overweight by the age of 2 turn into fat adults more frequently than others. Do not overfeed them with an excess of starches and cow's milk. Most infants receive starches by four months, but that is far too early and only leads to later [allergies](#) or [celiac disease](#) (which see).
- If you are only moderately overweight, do not worry about the comments of your thin friends; they probably wish they could gain a little.

—Also see "[Overweight—2](#)."

ENCOURAGEMENT—Victories are not gained by ceremonies or display, but by simple obedience to the highest General, the Lord God of heaven. He who trusts in this Leader will never know defeat.

OVERWEIGHT—2 (J.H. Kellogg, M.D., Formulas)

INCREASE OXIDATION OF HYDROCARBONS—Moderately prolonged cold baths, especially Wet Sheet Pack, Shallow Bath, Cold Shower; Dripping Sheet Rub; Shallow Bath; Plunge Bath; moderate exercise several times daily. The Cold Bath may be advantageously preceded by the Radiant Heat Bath or some other form of sweating bath that is not too prolonged. Exercise should always be preceded by a cold bath of sufficient duration to lower the temperature a few tenths of a degree.

CARDIAC WEAKNESS—Cold Compress over the heart (except in fatty degeneration of the heart) 15-30 minutes, 3 times daily; graduated exercises out-of-doors when possible.

CONTRAINDICATIONS—Avoid prolonged Hot Baths unless immediately followed by a cold bath.

GENERAL METHOD—The general plan of treatment must be prolonged cold baths and vigorous exercise while reducing the daily ration of food to the lowest point consistent with the maintenance of his strength. The treatment must never be conducted in such a way as to diminish his muscular or nervous energy. If he complains of feeling weak or debilitated, the vigor of the treatment must be diminished. There should be a steady gain in muscular strength accompanying the loss of flesh. His strength should be tested weekly. Do not use Hot Baths, for they are especially debilitating.

—Also see "[Overweight—1](#)."

UNDERWEIGHT (Thinness)

SYMPTOMS—The person weighs 10% less than an average person of his height and weight.

Symptoms, when underweight, is a problem to be addressed. These symptoms include hunger, dizziness, fatigue, weakness, sensitivity to cold, and loss of ambition.

CAUSES—Underweight is a problem for some, but not for others. Actually, as one ages, underweight can be an advantage in a number of ways. If you are in good health, although underweight, there may be no need for concern to gain weight. Underweight people live longer and are in less danger from heart disease.

But underweight may be associated with health problems; it should especially be a cause for concern if unintended, sudden weight loss has occurred.

Try, if possible, to ascertain the cause of the weight loss or inability to gain weight. Here is a list of several possible causes:

Unplanned-for weight loss can be caused by an inability by the gastro-intestinal tract to digest and absorb food properly, resulting from ulcerative colitis, diverticulitis, etc.

It can be caused by intestinal parasites or liver and pancreas problems.

It can be caused by digestive enzyme deficiency, allergy, or food sensitivity.

It can be caused by endocrine imbalances, such as diabetes, hyperthyroidism, or (sometimes) hypothyroidism. If you are both underweight and feel cold all the time, you may be [hypothyroid](#) (which see). Problems in the thyroid, pancreas, or adrenal glands can make weight gain impossible. Hypoglycemics and diabetics have an especially hard time maintaining proper weight.

It can be caused by a chronic illness, surgery, stress, or emotional trauma (such as the death of a loved one).

It can be caused by surgery, chemotherapy, radiation therapy, medicinal or street drugs, or AIDS.

In addition, there may be an eating disorder: The person eats too little (anorexia) or, in some cases, eats too much.

Zinc deficiency can reduce appetite, and so can some wasting diseases, such as cancer.

The consistency of the bowel movement and a check for undigested foods can be a valuable diagnostic aid.

The experts tell us that, for adults, weight should not be gained at the rate of more than a pound a week.

In infants and children, the cause may be not enough food; in old people, it may result from disinterest in eating or poverty.

You should especially be concerned about an infant or small child who suddenly seems to stop gaining weight normally. This may be caused by [celiac disease](#) (which see) or something else.

TREATMENT—

Your body is having a hard time meeting the challenges of life, and needs help. The recommendations are simple enough:

- Eat a nourishing diet, such as is outlined repeatedly in this book. For some people, it should include more calories and protein than should normally be eaten. But for many who are habitually underweight, the solution is to continue eating moderate-sized meals, but eating only nourishing food (no junk or processed food). Adequate and complete proteins are essential.
- Be sure and correct vitamin and mineral deficiencies.
- You may need to take digestive enzymes and/or supplemental hydrochloric acid (betaine HCl).
- Obtain moderate out-of-door exercise each day. This will help your system digest the food.
- Obtain adequate rest at night, and try to lie down and rest 15, 30, or 60 minutes before each meal. This is important, and will strengthen your body for the challenge of coping successfully with another meal.
- Avoid stress of various kinds.
- Eat in relaxed surroundings. Do not eat when you are nervous or upset.
- Try to maintain regularity in all your habits and activities.

- For infants, mashed bananas are more easily digested than some other foods.
- There may be a food allergy, such as wheat, cow's milk, etc. (see [Pulse Test](#)).
- It is vital that you not consume fried food, junk food, drink, and processed food. Avoid caffeine, tobacco, and alcohol. If you are able to do so, do not take medicinal drugs.
- Last but not least: If you are normally thin, but feel good, ignore the comments of others who say you need to gain weight. Some of them wish they could be thinner.

ENCOURAGEMENT—If you will maintain a meek and quiet spirit, which is always obedient to God's Word, you will be spared many of the troubles which plague so many. Let Christ live in you and help others through you.

CELLULITE (Lumpy Fat)

SYMPTOMS—Lumpy pockets of fat on the thighs, insides of upper arms, and gluteus maximus.

CAUSES—With the passing of years, strands of fibrous tissue anchor to the skin. As they do this, they pull the skin inward. This causes fat cells to push upward. Women especially tend to have this problem in the buttocks, hips, and thighs.

There is no known cure, but there are suggestions you may wish to try:

TREATMENT—Lose weight. This will help reduce the protruding pockets of fat.

- Eat plenty of fresh fruits and vegetables. These are both nourishing and lower in calories. Improve your general pattern of diet and take vitamin/mineral supplements.
- Keep the channels of elimination open, so excess fluids and fat can be more easily eliminated. Only use a very small amount of salt, drink plenty of water, keep the bowels open, maintain regularity, and avoid constipation.
- Do not use caffeine or tobacco. Both constrict your blood vessels and make the cellulite more prominent.
- Do muscle-toning exercises.

- Make sure you are obtaining adequate rest.
- Exercise out-of-doors and breathe deeply. The oxygen helps burn fat; and the better ventilation helps empty carbon dioxide from body cells.
- To whatever degree you can, avoid stress, tension, and time schedules. Cellulite builds up when muscles become tense, and muscles tense when you are agitated.

ENCOURAGEMENT—The Lord has honored us by choosing us as His soldiers. Let us fight bravely for Him, maintaining the right in every transaction. Stand for the right though the heavens fall. God will help you.



**ENCYCLOPEDIA
INDEX PAGE**

Section 6

Urinary

Part 1

Urine

URINE PROBLEMS

HYDRO—Here are hydrotherapy treatments for several different urine difficulties. This brief summary is taken from the author's book, *Water Therapy Manual* (see [order sheet](#)), which will provide many more details on how to give the treatments:

Albumin in urine (Albuminuria): Hot Blanket Pack and other sweating measures to maintain cutaneous activity, repeated every 2-4 hours (*p. 233*).

Incontinence: Percussion Douche to spine, Neutral Sitz Bath, 15-30 minutes (*p. 209*).

Urine too acid: Free use of fruit and water drinking in the forenoon (*p 249*).

Urinary suppression: Hot Blanket Pack, followed by Dry Sweating Pack (*p. 215*).

Nocturia: Revulsive Sitz Bath. Begin at 100° and increase rapidly to 106°-115° F. (with a footbath at 110°-112° F.) for 3-8 minutes. Keep the head cool with cold cloths over forehead or around back of neck. Finish with a cold (55°-65° F.) pail pour to hips (*p. 120*).

ENCOURAGEMENT—The one who had revolted in heaven offered Christ the kingdoms of this world, to buy homage to the principles of evil, but He would not be bought. When Satan comes to you, answer him, "It is written"; and, in Christ's strength, stand true for God.

URINE RETENTION

SYMPTOMS—Flow of urine is lessening. Great pain is felt in the bladder, and the odor of urine is on the body. Almost total suppression can produce extreme pain in the back and bladder, and even convulsions. There is always a great desire to urinate.

CAUSES—There can be a blockage of some type. See [Kidney Problems](#), [Bladder Problems](#), and other topics in this Urinary section.

Urine retention is generally caused by inflammation and swelling in the bladder and its outlet. Excess urine in it causes the bladder to enlarge, and can cause great pain.

TREATMENT—

- *Poor urine flow*: Take a cold sitz bath (cold partial bath, as you sit in the bathtub). Stop using salt. Drink 2 quarts a day of 50-50 orange juice and water.
- Alternate method: Take a hot sitz bath repeatedly, followed by a short cold bath. If bedridden, apply hot, followed by short cold, over bladder, genital area, and entire length of spine.
- Give a high enema of catnip tea. This is important in helping the urine to again begin flowing.
- Drink more water and take herbs which increase urine flow. Corn-silk tea is the best; others include juniper berries, carrot tops, comfrey, plantain, cleavers, chickweed.
- Insert a soft catheter and draw out the urine. Steep the following in a quart of boiling water: 1 tsp. goldenseal and a half tsp. each of boric acid and myrrh. Strain through a fine cloth, and inject through a fountain syringe. Retain as long as possible. You can moisten the tip with slippery elm tea. Slipper elm is slippery!
- A cold shower often helps.
- *Stopped urine flow*: Almost total urine suppression generally points to the kidneys as the problem.
- Put the person to bed; give him a very warm high enema of catnip tea. This will bring great relief. Also apply hot fomentations, wrung out of smartweed tea, to the bladder and lumbar region (small of back). Give 2-3 hot sitz baths in a bathtub, each day.
- An especially helpful remedy is a strong, hot as can be taken, tea of catnip, given as an

enema. Drink it freely.

—Also see the [kidney](#) and [bladder](#) diseases in this *Urinary* section.

ENCOURAGEMENT—Christ's victory over Satan was as complete as had been Adam's failure. So we may resist temptation and force Satan to depart from us. It is in totally yielding ourselves to God that, in His strength, we can have power to resist the devil and come off more than conquerors.

INCONTINENCE—1 (Urinary Stress Incontinence)

SYMPTOMS—Occasional dribbling. An involuntary loss of urine, in very small amounts, accompanies coughing, sneezing, laughing, walking, running, lifting, or any sudden shock or strain.

CAUSES—Incontinence tends to occur in women more than men, although older men may also have it.

A wide variety of causes can be involved—including food allergies, hypoglycemia, multiple dystrophy, multiple sclerosis, cancer, stroke, injuries, and surgical damage.

Other causes include repeated births, poor pelvic floor tone, damage to pelvic floor by the physician at time of delivery, failure to do prenatal and postnatal exercises, visceroptosis, overweight, and poor abdominal tone.

It may follow a prolonged labor during childbirth, resulting from the stretching of the pelvic floor. If postpartum exercises are not done, this problem, which may disappear for years, may later return.

Incontinence is far less likely in the nullipara (women who have never delivered a child).

TREATMENT—

- The best pelvic floor exercises are variations of the Kegel exercise, and should begin early in pregnancy or before, and continue on to at least 3 months after childbirth. These exercises strengthen certain muscles.
- Slow urine flow and eventually stop it. Doing this helps you recognize the muscles involved. Later, practice stopping urine flow, hold for 1-2 seconds, and repeat 6-8 times as you urinate. You should eventually be able to stop urine flow completely with no leakage. Learn to slowly relax pelvic floor muscles in stages from full contraction to full

relaxation.

- Practice tightening these muscles at various other times during the day. Repeat 6-8 times each session and 50-100 times a day. Hold each contraction for 2-5 seconds, then relax.
- When doing these exercises, do not hold your breath. Bear down; that is, push down on the pelvic floor or contract the buttocks, inner thighs, or abdominal muscles. When beginning, do not exhaust the pelvic muscles. Whenever contractions weaken, discontinue at that time. Build muscle strength slowly; there is no rush.
- Avoid alcohol, caffeine, tobacco, and grapefruit juice.
- Use cranberry juice instead.
- Reduce general fluid intake, but not too much.
- Avoid constipation.
- Lose weight.
- Go when you have to; do not wait, or you weaken bladder control.
- Double voiding is helpful: After voiding, stand up and sit down again. Lean forward slightly at the knees and try again.

—Also see "[Incontinence—2](#)." For incontinence in children, see "[Bedwetting](#)."

ENCOURAGEMENT—The gift of God to mankind was immense. It could not be said that anything was withheld. God gave all in Christ. Accept Him and you become a child of God, known and loved by Him.

INCONTINENCE—2 (J.H. Kellogg, M.D., Formulas)

TO INCREASE ENERGY OF BLADDER—Cold Plantar Douche for 1-2 minutes; Cold FootBath, using running water over the feet; Cold percussion Douche to hips and legs at 60⁰-65⁰ F.; Cold Douche to lower back; Cold Fan Douche, at 65⁰ F., over bladder. Cold rubbing Sitz Bath. Colonic, begin at 100⁰

and lower 1⁰ daily to 80⁰ F.

RELIEVE VESICAL IRRITATION—Revulsive Sitz Bath; Hot Pack to pelvis; prolonged Neutral Sitz Bath, following Revulsive Sitz Bath. Neutral Douche to lower spine; Revulsive Douche to feet and legs.

IMPROVE GENERAL NERVE TONE—Cold Mitten Friction or Cold Towel Rub, Cold Pack to pelvis, general Cold Douche, Shallow Bath, Wet Sheet Rub.

—Also see "[Incontinence—1.](#)"

HEMATURIA (Blood in Urine)

SYMPTOMS—Blood appears in the urine. Blood in the urine shows a smoky sediment, and is reddish brown. Urine may be slightly smoky, reddish, or very red.

CAUSES—Red, or reddish, urine may be due to blood in the urine, known as hematuria, and to senna or rhubarb, which may color the urine either brown or orange.

If the blood is well-mixed with the urine, it is probably from the kidneys. If it is clotted in tubular casts of ureters, it is from kidneys or ureters. If its is passed at the beginning of urination, it is from the urethra; if at the end, it is from the bladder.

Bleeding from the kidneys produces smoky urine, which may be bright red. Bleeding from the urethra is always bright red, and precedes urination. Bleeding from the urine vesicle produces bright red urine, which is not uniform.

Other causes of blood in urine can be a lesion of the urinary tract, contamination during menstruation, prostatic disease, tumors, poisoning (especially carbolic acid and cantharides), malaria, toxemias, and calculus (kidney stones).

TREATMENT—

- Apply a very cold water spray to the perineum.
- Read the other sections, below, in this urinary section, on urine, kidneys, and bladder.

ENCOURAGEMENT—When a soul receives Christ, he receives power to live the life of Christ. He becomes a new man in Christ. He can obey the Ten Commandments and resist sin, for he has God's help.



**ENCYCLOPEDIA
INDEX PAGE**

Section 6

Urinary

Part 2

Kidney

KIDNEY PROBLEMS

PROBLEMS AND CAUSES—In addition to other conditions mentioned in this section on the kidneys, there are less known diseases which can be just as serious. These include:

Renal tubular acidosis: The kidneys fail to reabsorb bicarbonate properly, resulting in inadequate ammonia production and acid excretion. This leads to a severe lack of fluid and potassium in the body, and an excess of acidity. The bones can become deranged.

Hydronephrosis: The kidneys and bladder become filled with urine, due to obstruction of the flow.

Glomerulonephritis: This is an inflammation of the tiny kidney filtering units, sometimes resulting from a bacterial infection in the body.

Uremia: A toxic waste buildup in the blood, due to kidney malfunction.

In all of these conditions, a basic need is to cleanse the kidneys, increase urine flow, and restore proper function.

TREATMENT—

- Eat 75% raw foods, including garlic, parsley, potatoes, celery, cucumbers, and bananas. Green vegetables are especially important.
- Stop eating meat. An excess of protein is part of your problem; and meat also has a variety of waste products, plus bacteria, purines, and uric acid.
- Avoid dairy products, except yogurt. Do not eat chocolate or cocoa.

- Drink 6-8 ounces of distilled water every hour.
- Watermelon and pumpkin seeds seem to help the kidneys, although the reason is not known.
- Corn-silk tea is the best single herb for increasing urine flow and restoring the kidneys. Watermelon-seed tea and celery and parsley seeds are also diuretic in function.
- Cranberries help acidify the urine, destroy bacteria, and restore the bladder.
- Do not eat much potassium or phosphorous. For this reason, avoid beet greens, spinach, rhubarb, and Swiss chard.
- Lead, other metals, the pain relieving drugs (Advil, Nuprin, etc.), and infectious diseases (scarlet fever, measles, etc.) can damage the kidneys. Spirulina is known to reduce kidney poisoning that is caused by mercury and drugs.

ENCOURAGEMENT—Only to those who receive Christ as their Saviour is given the power to become sons and daughters of God. The sinner cannot, by any power of his own, rid himself of sin. But Christ can give the needed strength to come off victor in the battle with Satan.

KIDNEY STONES—1 (Nephrocalcinosis)

SYMPTOMS—Intermittent, dull, dragging pain radiating from the upper back to the lower abdomen, usually increased by motion.

There is bleeding and renal colic (strong kidney pain) when the stone enters the ureters. These sharp pains may last hours or days. There is increased urination with pus and blood, pallor, nausea, and vomiting. Sometimes there are fever and chills.

When you have bloody urine and sharp pain in the bladder or kidneys, it is very likely kidney stones.

CAUSES—Kidney stones (also called bladder stones or cystic calculi) are an abnormal accumulations of mineral salts. They form in the kidneys and, during passage down the ureters, may lodge in them or in the bladder. The stones are primarily composed of calcium oxalate; but urates, phosphates, and cystine may also be present.

Oddly enough, a key factor in the production of kidney stones is a calcium and/or magnesium deficiency. The minerals in the stones come from your own bones!

Refined carbohydrates, especially sugar, prompts kidney stone formation. The sugar increases in the pancreas and excretes additional insulin, which in turn causes the kidneys to discharge more calcium in the urine.

Calcium is needed by the body. If not enough calcium is in the diet, the parathyroids will signal the body to extract calcium from the bones in order to keep the blood calcium level at normal levels.

A vitamin B₆ and magnesium deficiency may also cause stone formation. A Swedish research group found that taking both daily stopped stone formation in 90% of their patients. Magnesium, like calcium, can bond with the oxalate. B₆ (10 mg a day) lowers the amount of oxalate in the urine.

In response to lowered blood calcium levels, the parathyroids trigger the body to draw it out of the bones.

It is vital that you obtain a balanced diet of vitamins and minerals every day.

Partial causes of kidney stone formation can include dehydration (not drinking enough water), infections, prolonged periods of rest in bed, and only rarely taking vitamin D and calcium.

Too much food, including acid-forming foods—especially meat, along with white-flour products, sugar foods, tea, coffee, spices, and vinegar—all help produce an excess of waste in the kidneys. Eventually it accumulates into gravel and stones.

TREATMENT—

- It is vital that you increase the amount of water you drink! Kidney health is keyed to an adequate fluid level in the blood. Only use distilled water.
- Used in conjunction with more fluid intake, corn-silk tea increases urine output, a very necessary factor in purifying and detoxifying the kidneys.
- Watermelon provides additional water. Eat it alone and often, but do not eat it with other foods during meals.
- A lack of vitamin A can lead to stone formation. It helps protect the lining of the urinary tract.

- A more acid urine prevents and dissolves kidney stones. Drink cranberry juice frequently. (One writer says that Ocean Spray brand is only 30% cranberry juice, plus sugar, etc.) All other fruit juices become alkaline in the system. Do not put vinegar into the body.
- Eat potassium broth. This is made from thick potato peelings. Cook it with carrots, garlic, and celery. Simmer for 30-40 minutes, then strain and drink the liquid. Excess can be stored in the refrigerator for no more than 2 days.
- Oxalate, a key chemical in kidney stone formation, occurs naturally in various green vegetables; some more than others. Rhubarb has the highest oxalic acid content of anything eaten by man. Also do not eat spinach, chard, or beet tops. About 60% of all stones are calcium oxalate in nature.
- Drink watermelon-seed tea; steep in hot water for 15 minutes, strain, add a little honey and drink.
- There may be an excess of purines. Stop eating meat. Meat-based proteins are a causal factor in producing kidney stones. Do not overeat on other proteins.
- Do not use soft drinks, caffeine, chocolate, cocoa, pepper, nuts, poppy seeds, or black tea.
- Reduce salt intake.
- A strict macrobiotic diet (lots of grains and little fruits and vegetables) tends to concentrate the urine and may cause stones. But this is not a primary cause of them.
- Take licorice, to reduce swelling of the ureters, so the stone can pass. Calcium and magnesium are crucial to stop the calcium loss from the bones. Eat less meat to get your calcium/phosphorous ratio in order (meat is full of phosphorous).
- The following herbs are helpful: dandelion, rupturewort, and madder.
- To dissolve kidney stones, drink hot water and lemon juice. Follow with olive oil. For the complete formula for this, see "[Gallstones](#)."

—Also see "[Kidney Stones—2](#)," "[Renal Colic](#)," and "[Kidney Problems](#)."

ENCOURAGEMENT—Christ, after having redeemed man from the condemnation of the law, could impart divine power to unite with human effort—in keeping that law.

KIDNEY STONES—2 (Lithemia; Uric-Acid Diathesis) (J.H. Kellogg, M.D., Formulas)

GENERAL DIET AND LIVING—A spare aseptic diet, especially avoiding beef tea, animal broths, meat, and also tea, coffee, and cocoa. Use fruits freely. In extreme cases, eat fruit diet for a few days. Out-of-door life; abundant exercise; dry, cool climate; daily cold bathing.

INCREASE OXIDATION OF PROTEIN WASTES—Hot Full Bath, prolonged sufficiently to elevate body temperature 2⁰-4⁰F.; Sweating Wet Sheet Pack; Dry Pack; Steam Bath. Radiant Heat Bath or Hot Full Bath, followed by Dry Pack. Follow all hot baths by a short, cold application adapted to his condition: Cold Mitten Friction, Cold Towel Rub, Wet Sheet Rub, Dripping Sheet, Shallow Bath. Follow bath by prolonged moderate exercise, massage, and Inhalation of oxygen.

ENCOURAGE ELIMINATION OF TISSUE WASTES—In addition to the above, water drinking; free use of fruit juices and distilled water; Hot Abdominal Pack day and night; cool Colonic daily, if bowels are sluggish.

INCREASE ALKALINITY OF BLOOD—Exercise, cold baths, cold air bath, sweating baths, and fruit diet.

SWOLLEN AND PAINFUL JOINTS—Fomentation 2-4 times daily, Heating Compress during intervals between, well-protected with plastic covering and cotton (or flannel) covering.

PAINFUL JOINTS, NOT SWOLLEN—Revulsive Compress 3 times a day, followed by deep massage of limb above the joint and light circular friction of the joint; during intervals between, Dry Pack or cotton poultice to the joint.

STIFF AND ENLARGED JOINTS—Alternate Douche (jet or spray) or the Alternate Compress, followed by thorough massage of the joint with passive joint movements, applied twice daily and protected with Heating Compress during intervals between.

GENERAL METHOD—Diminish the production of uric acid by regulation of diet and elimination of meat products; increase the destruction of uric acid by exercise, Prolonged Hot Full Baths, followed by short cold applications; increase elimination of uric acid by copious water drinking.

- If any of the following related problems exist, check on them under their respective headings: Headache and Migraine, Neurasthenia, Neuralgia, Insomnia, Muscular pains, Gallstones, Renal colic,

Irritable prostate, Arteriosclerosis, Bright's Disease.

—Also see ["Kidney" Stones—1.](#)"

RENAL COLIC (Kidney Pain Attack) (J.H. Kellogg, M.D., Formulas)

DURING ATTACK—Rest in bed; diet of fruit; buttermilk; hot water drinking; Hot Enema, repeat every 2 hours; Hot Full Bath with cold to head and over heart, if bath is greatly prolonged; Hot Trunk Pack renewed hourly; Revulsive Sitz Bath; Cold Compress over heart, if it is weak or much excited.

TO PREVENT ATTACKS—Combat lithemia.

VOMITING—Ice pills, ice to throat.

URINARY SUPPRESSION—Hot Blanket Pack followed by Dry sweating Pack.

—Also see "[Kidney Stones—1](#)" and [Kidney Stones—2.](#)"

NEPHRITIS—1 (Kidney Infection)

SYMPTOMS—There may be no symptoms or they may include blood and/or albumin in the urine and lower back, abdominal pain, even chills, fatigue, edema, nausea and vomiting, frequent urge to urinate, and loss of appetite. Severe cases may include anemia and high blood pressure.

CAUSES—This is inflammation of one or both kidneys. Thousands of tiny cells in the kidneys filter fluids out of the blood in order to purify it. But the filter can become plugged with toxins and mucous. When these tiny cells become swollen and inflamed, infection soon follows.

This infection can be acute or chronic, and may require hospitalization.

Constipation causes a toxic matter to be reabsorbed by the blood. This clogs the kidneys.

Overuse of aspirin and other pain killers weaken the kidneys; beer can cause their failure. Environmental toxins, such as heavy metals, add to the damage. Anti-hypertensive drugs are used to reduce blood circulation, and therefore injure the kidneys.

Kidney infection can also be caused by bacterial infection in the bladder ([cystitis](#), which see) which has traveled up the ureters to the kidneys.

TREATMENT—

- Drink plenty of pure water. Avoid coffee, alcohol, and artificial drinks.
 - Drinking unsweetened cranberry juice and apple juice helps reduce bacterial growth in the kidneys.
 - Carrot, celery, and parsley juice is also helpful.
 - Eat nourishing food, and avoid processed and junk food.
 - Include enough vitamins C, A, and B complex in the diet. Potassium deficiencies can encourage kidney problems.
 - Go on a 3-day cleansing water-and-juice fast. Take enemas and rest. Keep the fluid level high.
 - Helpful herbs include garlic, echinacea, burdock, red clover, and goldenseal. Also of value: juniper berries, parsley, and watermelon-seed tea. Buchu tea and marshmallow tea are most helpful.
 - Used in conjunction with more fluid intake, corn-silk tea has been used for hundreds of years to increase urine output, a very necessary factor in purifying and detoxifying the kidneys.
- Also see "[Cystitis](#)" (*infection of the bladder*). The two are closely associated in health and in sickness. Also see "[Bright's Disease](#)," which is a variant form of nephritis.

—Also see "[Nephritis—2](#)."

ENCOURAGEMENT—The love of Jesus is an active principle, uniting heart with heart in bonds of Christian fellowship. Everyone who enters heaven will, on earth, have been perfected in love.

NEPHRITIS—2 (Kidney Infection) (J.H. Kellogg, M.D., Formulas)

KIDNEY INFECTION (ACUTE) —

RELIEVE CONGESTION OF KIDNEYS—Congest the skin by means of the Hot Trunk Pack, Hot Blanket Pack, or Hot Full Bath continued to perspiration, followed by Friction, avoiding deep massage procedures. Rubbing until vigorous perspiration is induced. Maintain active cutaneous circulation; Fomentation to loins for 30 minutes every 3-4 hours; Heating Compress over lower back during the interval between.

ENCOURAGE KIDNEY ACTIVITY—Ice Bag over lower third of sternum, Hot Enema, hot water drinking, Prolonged Neutral Bath.

ENCOURAGE ELIMINATION OF TOXINS—Hot or Cold Enema twice daily, Prolonged Hot Blanket Pack, Sweating Wet Sheet Pack, Radiant Heat Bath, Steam Bath, copious water drinking.

NAUSEA—Hot and Cold Compress over stomach, Ice Bag over stomach, and sipping very hot water.

DIET—Fruit juice, fruit purees, and buttermilk.

CARDIAC WEAKNESS—Ice Bag over heart for 15 minutes, every 2 hours; Cold Mitten Friction; cold Towel Rub, 2-3 times daily.

CONTRAINDICATIONS—Avoid prolonged general cold applications, Cold Douche, and Cold Pail Pour.

GENERAL METHOD—Absolute rest in bed; maintaining a warm and active skin, even to the extent of perspiration; an aseptic, liquid dietary, to encourage free diuresis; copious water drinking.

KIDNEY INFECTION (CHRONIC) —

GENERAL—Aseptic dietary, especially avoiding meats and condiments, and buttermilk diet or exclusive fruit diet during acute attack. Strictly avoid tea, coffee, tobacco, and alcoholic liquors.

MAINTAIN ACTIVITY OF THE SKIN—by warm woolen clothing, Friction given dry and applied daily; Cold Mitten Friction, followed by dry friction; oil rubbing; carefully graduated cold applications (Tonic Frictions); Radiant Heat Bath, followed by cold Towel Rub; A sweating bath twice a week at bedtime, followed by Cold Mitten Friction.

ACUTE EXACERBATION—Apply treatment recommended for Bright's Disease, Acute.

DROPSY—Short Radiant Heat Bath, followed by Cold Mitten Friction or Cold Towel Rub and water drinking, 1-2 pints twice daily.

CONTRAINDICATIONS—Avoid Cold Full Baths; prolonged Cold Douche, frequently repeated, or prolonged Hot Baths.

GENERAL METHOD—The essential features are a carefully regulated regimen adapted to his condition. This would include warm clothing; avoidance of chill; frequent Neutral Baths; very gentle tonic measures; copious water drinking; perfect digestion and bowel action; an aseptic dietary; out-of-door life; avoidance of exposure to cold and excesses of every description, especially sexual and dietetic excesses.

—Also see "[Nephritis—1.](#)"

BRIGHT'S DISEASE

SYMPTOMS—Fever, chills, urgency and frequency of urination, loss of appetite, nausea, and vomiting. The urine is cloudy from pus, and often bloody. Pain may be intense and sudden in the lower back, just above the waist, and running down the groin. An excessive amount of blood protein in the urine is a marked symptom of Bright's disease. It is usually accompanied by hypertension and edema, which is retention of water in the tissues.

CAUSES—Bright's disease involves a chronic inflammation of the kidneys ([nephritis](#); which see), but it is unique in the following respect: The kidneys cannot properly excrete salt and other wastes. The result is that salt and various wastes are stored by the blood in tissues throughout the body. This produces tissue swellings, edema, and high blood pressure. Blood and protein are also in the urine in excessive amounts.

Gradually the blood itself becomes contaminated with these waste products, and uremia (uremic poisoning) is the result.

Consuming alcohol, tea, coffee, and spices are excellent ways to ruin your kidneys. Do not use aluminum cooking ware.

TREATMENT—

- See your physician.
- Take a high enema and a daily hot half-hour tub bath. Give 2-3 cups of pleurisy tea or sage tea while in the tub. Finish with a short cold shower or cold towel rub. Do not let him chill. Wrap him up well, put him in bed, and give him more pleurisy tea or sage tea to encourage perspiration. Fomentations over the lower back and the entire length of the spine will help alleviate pain. Do this also over the stomach, liver, and spleen.
- For other natural remedies which can help control urinary tract infection, see under "[Nephritis](#)" and "[Cystitis](#)."

ENCOURAGEMENT—You do not know how much good you can do by always wearing a cheerful, sunny face and watching for opportunities to help others. You may not always be appreciated, but God understands, and your work will be rewarded.



**ENCYCLOPEDIA
INDEX PAGE**

Section 6

Urinary

Part 3

Bladder

BLADDER PROBLEMS

HYDRO—Here are several hydrotherapy applications found in the author's book, *Water Therapy Manual* (see [order sheet](#)):

Bladder atony: Ascending Douche. This is a jet or spray directed upward, in this case, against the perineum (*p. 159*). Abdominal Douche (a spray to the front of the abdomen only (*p. 165*)).

Bladder inflammation: Copious water drinking. Revulsive Sitz Bath, twice a day; Hot Leg Packs, followed by dry heat (Radiant Heat Bath) to legs; Neutral Bath 20-40 minutes, 2-3 times a week; Prolonged Neutral Sitz Bath; Cold Mitten Friction; Cold Towel Rub; Fomentation over bladder, Hot Enema; Hot Pelvic Pack; Aseptic Dietary (*p. 180*).

Irritable bladder: When inflammation is not present, give a Very Hot Sitz Bath for 5 minutes, followed by Neutral Sitz Bath for 10-20 minutes. Hot pack to pelvis, Heating Compress over perineum and genitals, Revulsive Sitz, and Hot Colonic (*p. 180*).

Bladder insufficiency: Spinal (Dorsal) Douche. This is a hand-held hosing of water to the dorsal (upper and central) part of the spine. The stream should be allowed to play rapidly up and down, extending 3-4 inches on either side of the spine. Give tepid water for irritability of the bladder (when of spinal origin). Give a Cold Spinal Douche for motor insufficiency of the bladder, resulting in urinary incontinence or retention (*p. 160*).

Bladder paresis (paralysis): Daily colonic. Cold Plantar Douche, that is, to bottom of feet (*p. 219*).

Bladder retention: Lumbar Revulsive Douche. This spray should be hot, and then very brief cold, and will help alleviate urinary retention, due to spasm in the neck of the bladder (*p. 161*).

ENCOURAGEMENT—As we cherish and obey the promptings of the Holy Spirit to obey God and help others, our hearts are enlarged to receive more and more of His power and to do more and better work. As we seek to help others, the angels work with us.

CYSTITIS—1 (Bladder and Urinary Tract Infection)

SYMPTOMS—Pain in the lower abdomen and back; frequent, urgent, and painful urination. Urine often has a strong, unpleasant odor and may appear cloudy (from pus). A desire to urinate even after the bladder has been emptied.

Children with this condition may experience a painful burning sensation when urinating.

CAUSES—Cystitis is an infection of the urinary bladder. It is the most frequent bacterial infection in women. About 10-15% of them have recurrent bladder infections.

The cause is generally bacteria which have ascended up from the urinary opening, but, less frequently, from infected urine sent down from the kidneys.

The usual cause is ascended bacteria, and cystitis most often occurs in females. The urinary outlet of the urethra is close to the vagina. Ways to avoid cross infection between the two are given in the concluding paragraph of this article.

Frequency, urgency, and burning urine are obvious symptoms of cystitis, but a home test can be also be done: Purchase "Dipstick" at a pharmacy and follow directions. A positive nitrate test will reveal the presence of a large quantity of white blood cells, indicating infection in the urinary tract.

Women who frequently have bladder infections often have enlarged bladders from having tried to retain their urine. In order to maintain good urinary tract health, it is important to drink water and urinate frequently.

In older men, the cause of the bladder problem might be [kidney stones](#) (which see).

Blood in the urine could indicate a more serious problem. Consult a physician. (Also see "[Hematuria](#)").

Bladder infection in men may signal prostate trouble.

Cyclamate (an artificial sweetener found in synthetic sugar) causes bladder tumors.

TREATMENT—

- Increase the fluid intake—lots of water, especially distilled, is best. Drink a half pint every 20 minutes for 3 hours, then one cup every hour. This is important.
- Also drink cranberry juice. When you have this problem, citrus juice is not as good, since it tends to make the urine more alkaline, encouraging bacterial growth.
- Eat a nourishing diet; avoid the wrong foods. See "[Nephritis](#)" (kidney infection) for much more information on the proper care and healing of the urinary tract. The bladder and kidneys are closely associated; whatever helps one helps the other.
- Acidify the urine by drinking 1-2 quarts of cranberry juice per day, for the first day, and 1 quart a day thereafter while the crisis continues.
- Helpful herbs include juniper, lovage, parsley, uva ursi, rupturewort, bearberry, birch, and prickly retharrow. Of course, do not add sweetener or milk to the tea.
- Drink tea made from 2-3 crushed or blended garlic bulbs several times a day.
- The use of aluminum cookware is another cause of cystic symptoms. Avoid zinc and iron supplements until this problem is healed.
- Potassium deficiencies can lead to renal (kidney) disorders.
- To relieve the pain and encourage healing, take hot sitz (sitting) baths twice a day, for 20 minutes. To one of those daily sitz baths, add 1 cup of vinegar. The next day, add 2 cloves crushed garlic or garlic juice to the water of one of the two baths.
- A hot water bottle placed in direct contact to the urethral and vaginal openings may be extremely helpful in reducing pain. A heat lamp can also be used.
- Women should especially avoid bacterial infection ascending into the bladder: The urinary outlet of the urethra is close to the vagina. When sexual intercourse is not done with clean hands or too frequently, germs are more likely to enter the urethra. Wipe from front to back following bowel movements, urinate before and after intercourse, and wear cotton underclothing (it lets air through and absorbs moisture better). Avoid douches, hygiene sprays, bubble baths, soap in the bath water, and nylon clothing. Wash carefully during the monthly, to avoid bacteria from going up the urethra. Do not use tampons if there are frequent urinary tract infections. Rinse underwear well, to get all the soap out. Boil panties in plain water. Shower after bathing in a swimming pool. Dress to keep the

extremities warm; cold extremities weaken the trunk organs, including the urinary tract. Birth control pills and spermaticides may cause cystitis.

—See "[Cystitis—2.](#)"

ENCOURAGEMENT—Christ was lifted upon the cross of Calvary, to draw all men unto Himself. What shall we do then with Jesus? Shall we accept Him or reject Him? But more: How shall we treat His purchased possessions, those around us? Will we do all we can to help them?

CYSTITIS—2; and Irritable Bladder (J.H. Kellogg, M.D., Formulas)

INFLAMMATION—Copious water drinking; Revulsive Sitz Bath, twice a day; Hot Leg Packs followed by dry heat (Radiant Heat bath) to legs; Neutral Bath for 20-40 minutes, 2-3 times a week; prolonged Neutral Sitz Bath; Cold Mitten Friction; Cold Towel Rub; Fomentation over bladder; Hot Enema; Hot Pelvic Pack; Aseptic Dietary.

IRRITABLE BLADDER—With inflammation not present: Very Hot Sitz Bath for 5 minutes, followed by Neutral Sitz Bath for 10-20 minutes. Hot Pack to pelvis, Heating Compress over perineum and genitals, Revulsive Sitz, Hot Colonic.

CONTRAINDICATIONS—Do not apply Cold Sitz Bath, Cold Full Bath, Cold Douche, or Cold FootBath.

—See "[Cystitis—1.](#)"

EDEMA (Dropsy)

SYMPTOMS—Swelling of the hands, ankles, feet, face, abdomen, or other areas of the body. Swelling is most often seen in the hands, in the feet, or around the eyes. The bloating or swelling causes muscle aches and pains.

CAUSES—Edema is a fluid accumulation in the body. It can be caused by poor kidney function,

chronic kidney disease, congestive heart disease, varicose veins, phlebitis, protein or thiamine deficiency, sodium retention, or cancer.

Other causal factors include pregnancy, standing for long periods of time; premenstrual tension; the use of oral contraceptives; a confining injury, such as a sprain, allergic reactions, or a bee sting.

When the skin indents, forming little pits, when the skin of the feet or ankles is pressed by a finger, the situation is worsening. Contact a physician.

Fluid retention is sometimes caused by a food allergy. Hypothyroidism, anemia, adrenal malfunction, constipation, and lack of exercise can be causal factors, along with deficiencies of potassium, vitamin B complex, or vitamins B₁, B₃, or B₆.

As soon as edema is found to exist, it is well to obtain a clear diagnosis. Once congestive heart disease, kidney disease, or liver disease are ruled out, more subtle causes can be dealt with more easily.

TREATMENT—

- If edema is caused by heart disease, then turn to that section. If it is caused by kidney failure or other causes, then read the following.
- If it is the result of protein or thiamine deficiency, the intake of either or both should be increased. Fluid can be retained in the belly cavity because the protein content of the blood is so low that fluid cannot be kept in the blood vessels.
- If excess salt in the diet is the problem, then a very restricted salt diet should be adhered to. (Too much salt retained by the body requires additional water to keep the salt diluted, so it will not damage living tissue.)
- Carry out a regular daily exercise program, out-of-doors. Poor circulation because of liver or heart disease is a common cause of edema. When at rest, elevate the legs. Avoid tight clothing, and do not cross the legs. Take hot baths twice a week. Avoid stress. Stop eating meat. Eat more fruits and vegetables, emphasizing the raw foods.
- Avoid processed and junk foods.
- Increasing the vitamin B₆ intake will reduce the amount of fluid retention.
- Take the pulse test, to determine certain foods which do not agree with you. Then avoid those foods.

- A 1-3 day juice fast will be helpful. But if a protein deficiency is the problem, then nutrition is needed, not cleansing.
- Helpful herbs include corn silk, dandelion, Scotch broom, alfalfa, Canadian fleabane, garlic, English hawthorn, juniper berries, lily of the valley, parsley, nettle, marshmallow, pau d'arco, and prickly restharrow.

ENCOURAGEMENT—Every soul is precious, because it has been purchased by the precious blood of Jesus Christ. Do all you can to be a help to others in your home and community. Everywhere are souls needing our help.



**ENCYCLOPEDIA
INDEX PAGE**

Section 7

Respiratory

Part 1

Breathing

POSTNASAL DRIP

SYMPTOMS—The back of the mouth drips fluid and runs down into the respiratory tract, starting a coughing attack, or into the voice box.

CAUSES—Most people only experience postnasal drip when they are sick with a bad cold or something similar. But some have it when they are well. This article is for them. (See [Common Cold](#) and similar articles in that section.)

Normally, these secretions, from the sinuses, flow down the back of the nose and throat and are swept away by cilia, which are small waving hairlike projections.

But sometimes the mucous dries out and the cilia no longer wiggle. Then the secretions pool in the back of the nose, thicken, and then begin dripping into the bronchial tubes or into the voice box.

Here are several suggestions, one or more of which may solve the problem for you at such times:

TREATMENT—

- Blow your nose regularly, but do it very gently.
- Flush your nose with saltwater and gargle with it. Place a half teaspoon of salt in about 8 ounces of warm water (the experts recommend only a third of a teaspoon, if you have high blood pressure). Draw the water into an aspirator and put the tip into your nose. Then hold your head back, so you are looking up—and gently squeeze on the aspirator as you carefully suck it into your nostrils.
- Although this may, at first, seem uncomfortable, it can bring you a lot of relief.

Conclude by blowing your nose gently, to get all the fluid out. Do this 3 times a day for 5 days.

- Next, gargle with the same ratio of salt in the water.
- Reduce the amount of stress you are under, stop drinking milk, but do drink lots of water or nourishing fluids. An herb tea with some lemon and honey is helpful.
- A humidifier in the room can keep the air moist.
- Avoid nasal decongestants, nose drops, etc. In the long run, they will cause you more trouble than they are worth.

ENCOURAGEMENT—If you can exert a saving influence over one soul, remember there is joy in heaven over the one that repents. You may, by careful effort, be the means of bringing back the lost sheep into the fold of Jesus. It is wonderful to work with the angels.

CROUP—1

SYMPTOMS—The larynx (vocal cords) or trachea (windpipe) narrows because infection causes the walls to swell inward. There is difficulty in breathing; hoarseness; tightness in the lungs; a harsh, barking cough; and even a feeling of suffocation. Because their air pipes are smaller, croup most often occurs in children.

The special symptom of croup is a harsh, wheezing noise as air is breathed in through the narrowed windpipe and past the inflamed vocal cords, often accompanied by fits of coughing.

CAUSES—Croup can be caused by bacteria or viruses. When caused by a bacteria, croup generally follows a cold or another mild respiratory infection. But when it is caused by a virus (as happens more often, especially in boys), more serious conditions, such as the flu, have occurred.

Croup most often occurs during the winter months, and most frequently affects children from 3 months to 3 years (9 to 18 months is the peak).

TREATMENT—

- Maintain a good water intake, to help loosen secretions. Only drink lukewarm water. If

the child is told to drink a glass of water after each coughing attack, the coughs will stop after the third or fourth glass. Water is the best cough medicine.

- Use a vaporizer or humidifier at night, or put a pan of water or tea kettle on a hot plate. This will help keep the air moist for the child through the night.
- Try to have someone stay with the child. If he is too anxious, you may find it best to hold him for a time. This will reassure him.
- Avoid sudden temperature changes. Keep the child warm, but avoid overheating.
- During the day, you might wish to put a few drops of eucalyptus oil in a vaporizer; and, for a time, have him inhale the vapor.
- Echinacea, fenugreek, goldenseal, and thyme are helpful herbs.
- Homemade soups and broths are good for the child.
- Fomentations to the neck and upper chest region bring relief. After the acute phase, a heating compress may be applied to the chest.
- You can apply hot onion packs over the chest and back 3 times a day. Place sliced onions between cloths, and cover with a heating pad.
- Steroids and antibiotics are useless if this is a viral sickness. Do not use cough medicines and other colds preparations, for they tend to thicken the secretions (anti-congestants are always drying agents) and make it still harder to clear the throat.
- When croup keeps reoccurring, the cause may well be that the child is allergic to some type of food. Try to ascertain what it might be (*see [Allergies](#)*).

—Also see "[Croup—2](#)."

ENCOURAGEMENT—When we accept Christ, we are adopted into His family. We have a nearness to Him, and can hold sweet communion with Him. We learn what He is like, and we become changed into His likeness.

CROUP—2 (J.H. Kellogg, M.D., Formulas)

(1) ACUTE CATARRH OF LARYNX —

GENERAL TREATMENT—Hot Bath with Cold Compress to head; hot water drinking; Cold Mitten Friction, every 3 hours; Steam Inhalation, inhalation of vapor from water with calcium in it. Cold Compress at 60⁰ F. over throat, changed every 10-20 minutes; Hot Blanket Pack, every 3-4 hours for 15 minutes; keep feet, legs, and arms warm.

(2) FALSE CROUP, SPASMODIC LARYNGITIS —

PREVENT ATTACKS—by hardening the skin with daily Cold Bath. Remove nasal obstruction, hypertrophies, or adenoid vegetation. Inhalations.

PREVENT CHILLING OF SHOULDERS—during sleep, by warm sleeping jacket. Proper clothing.

DEVELOP RESISTANCE—Graduated Tonic Frictions, out-of-door life, careful regulation of clothing.

RELIEVE CONGESTION—If spasm is severe, relieve the congestion by Hot Blanket Pack or Hot Full Bath. Repeat every 3-6 hours. Hot Half Bath with Cold Pail Pour to head, back, and chest. Follow bath with ice-cold Heating Compress to neck, to be changed every 2-4 hours. Fomentation to cervical, upper, and middle spine for 15 minutes each time the ice compress is changed.

TO RELIEVE SPASM—Compress the phrenic nerve by pressure just above the sternal intersection of the sterno-cleido-mastoid muscle; percuss (hit) chest with end of cold wet towel or dash cold water over chest and back.

BRONCHITIS—If present, relieve it with Chest Pack; repeat in 4-6 hours. Cold Mitten Friction twice a day. Steam Inhalation and copious water drinking when bronchial, or laryngeal, catarrh exists.

—Also see "[Croup—2.](#)"

ASTHMA—1

SYMPTOMS—Difficult breathing, coughing, wheezing, tight chest. Attacks of multiple symptoms can occur suddenly or gradually. Sometimes there is coughing with thick, persistent sputum that may be

clear or yellow. There is a feeling of suffocation.

CAUSES—Asthma is a lung disease that results in blockage of the airways. During an asthma attack, the muscles around the bronchi (which are the small passageways of the lungs) tighten and narrow, making it difficult for air to leave the lungs.

The chronic inflammation and excessive sensitivity of the bronchi produce those constricting spasms. The bronchial tubes swell and become plugged with mucous. An attack, often occurring at night, usually begins as a nonproductive cough and wheezing, which is often followed by difficult breathing and a tight chest. After a few hours it subsides.

But what causes an attack to come on? Only certain people have asthma, and those that do may have an attack triggered by an allergen or other irritant, such as chemicals, drugs, dust mites, feathers, food additives, pollutants, fumes, mold, animal dander, tobacco smoke, etc. But other things can also do it: anxiety, fear, laughing, stress, low blood sugar, adrenal disorders, temperature changes, extremes of dryness or humidity, or respiratory infections.

About 80% have an allergic disorder, but the others do not. The experts warn that ever-increasing amounts of pollutants will cause the number of asthmatics to increase. Many workers must continually live with such things as sulfites, urethane, polyurethane, epoxy resins, dry cleaning chemicals, and many other chemicals common to industry. In the last decade alone, the number of asthmatics in America has increased by one third! Children under 16 and adults over 65 suffer the most from it.

Asthmatics are frequently very sensitive to foods containing sulfite additives: potassium metabisulfite, sulfur dioxide, potassium bisulfite, sodium bisulfite, etc. Restaurants use them, to prevent discoloration in salads and other foods. Sulfites are also added to many other foods by the food industry.

Nitrogen dioxide, sulfur dioxide, ozone, carbon monoxide, hydrocarbons, nitrogen oxide, and cigarette smoke are also known to precipitate asthma attacks.

Fumes and strong odors, such as turpentine, paints, gasoline, perfumes, etc., disturb many asthmatics.

There are two types of asthma: intrinsic and extrinsic.

Extrinsic asthma usually begins in childhood, is seasonal, and is usually caused by a definite number of substances which can more easily be identified. Asthma is the leading cause of disease and disability in the 2-17 age group.

Intrinsic asthma is the more severe, and generally begins after 30 years of age. Attacks can occur at any time, and the causes are much more difficult to identify.

About half of asthmatics are diagnosed between 2 and 17, another third after 30. The other one sixth

does not fit either the intrinsic or extrinsic category. For example, some may initiate the problem in their 20s and others may, after their 30s, develop reactions to only one or two seasonal allergens.

But asthma can be difficult to diagnose, for its symptoms are similar to those of bronchitis, emphysema, and lung infections.

Over a period of time, the attacks can become more frequent, so it is best for the person with asthma to learn every possible way to lessen the problem. Here are several suggestions:

TREATMENT DURING THE ATTACK—

- Hot fomentations to the back of the neck, thorax, and front of the chest are helpful, along with a hot footbath. Keep the head cool by sponging with cool water or use a fan.
- Pouring cold water on the back of the neck is useful. As the person bends over, the water is poured on the back of the neck from a container holding about a gallon of water. From about 24 inches above the neck, pour it for about 30-90 seconds. Do this 3 times a day during the critical phase.
- A vaporizer, which blows cold, moist air is helpful during an attack. Menthol or eucalyptus oil may be added to the water.
- After blending a clove of garlic in a cup of water, drink it. This may be vomited back out, loosening the phlegm. If vomited, give another cup. The garlic really helps.
- Some take a cup of hot water, catnip tea, or mullein tea each hour.
- At the first sign of an asthmatic attack, sit up straight in a chair for the first 10 minutes. Inhale through your nose and exhale through pursed lips. This helps press open the bronchial tubes.
- Then lie on your stomach, with your head and chest over the edge of the bed. Cough gently for 2-3 minutes, to bring up the sputum. (But, during an attack, some cannot tolerate this position; instead, they lie face down on the bed with 2-3 pillows under their hips and a towel under their face.)
- A neutral bath (94°-98° F.) is quieting to the nerves and helps relax them.
- Lobelia is an herb that, when sipped slowly, relaxes the nerves and tends to stop the spasm. (If one drinks more quickly, it has a different effect, and induces vomiting.)

- Mullein oil is a worthwhile remedy for bronchial congestion. The oil stops coughs because it unclogs bronchial tubes. When taken with water or fruit juice, the effect is even more rapid.
- Other useful herb teas include juniper berries, echinacea, and, of course, that old standby, slippery elm bark.

TREATMENT DURING THE REST OF THE TIME—

- Eat a nourishing diet. Include garlic and onions. Eat lightly.
- Avoid processed and junk food, and do not use nicotine, alcohol, or caffeine. Do not use chocolate, fish, eggs, and other common allergenic foods. Avoid foods containing additives.
- Avoid bananas and melons, especially if you are also sensitive to ragweed.
- Do not use milk products. You may be allergic to wheat products. Do not eat ice cream or other cold liquids. Cold can shock the bronchial tubes into a spasm.
- Research has revealed that a fat-free diet can help reduce asthma attacks.
- Be sure and drink enough water. This vital fluid is greatly needed to keep your lungs and bronchi free of thickened phlegm.
- Strictly adhere to the above diet.
- Learn to play a wind instrument, harmonica, or sing. Practice deep breathing when you are out-of-doors. Have regular physical exercise. Hiking, swimming, etc. are good. You need to build up your lung capacity and utilization. This will strengthen your entire respiratory tract. A person at rest uses only 10% of his lung capacity; hard work increases it to about 50%.
- Exhale forcefully through a small drinking straw into a large bottle of water. This forces the bronchial tubes to expand somewhat and become larger.
- Some asthmatics have problems when they breathe too deeply. One way to minimize exercise-induced asthma is to wear a mask that retains heat and moisture and limits the effects of cold, dry air.
- Spend a few minutes each day practicing standing tall, expanding your chest, and

breathing deeply. Devise simple exercises (on the floor, against walls, etc.) which help you do this.

- Move out to the country where the air is purer.
- Practice breathing through your nose rather than your mouth.
- Go on a juice fast, 3 days each month, of distilled water and lemon juice, to help clean out the body of toxins and mucous.
- Reduce stress. Avoid worry and fear.
- Get a good vacuum cleaner and get rid of the dust and dust mites in your bed, cushions, rugs, and floor. Avoid goose feathers (pillows and down coats). Dead cockroaches are also known to produce a dust which can bring on an attack. House plants may contain mold spores. Keep the bathroom clean of mold, also under the sinks.
- Eliminate things from the house which harbor dust: carpets, venetian blinds, draperies, etc. Washable cotton curtains are all right. Avoid the use of electric fans; they stir up dust.
- Practice "sleep breathing." This is done by breathing slower and deeper than normal, with a three second pause at the top of the inspiration and at the end of the expiration.

—*Important: Also see "[Hay Fever](#)" and "[Allergies](#)."*

HYDRO—Neutral Bath at bedtime, Hot Abdominal Pack, copious water drinking, Enema before retiring, graduated Cold Baths, Renal Douche. Cold Colonic daily in cases of toxemia with dilated colon. Correct any existing stomach disturbance. If skin is inactive, give sweating process, followed by a cold bath of an appropriate form.

—*Also see "[Asthma—2](#)."*

ENCOURAGEMENT—All who have been born into the heavenly family are, in a special sense, the brethren of our Lord. The love of Christ binds together the members of His family; and wherever that love is manifested, souls are encouraged and helped.

ASTHMA—2 (Nocturnal Asthma) (J.H. Kellogg, M.D., Formulas)

GENERAL TREATMENT—Neutral Bath at bedtime; Hot Abdominal Pack; copious water drinking; Enema before retiring; graduated Cold Baths; Renal Douche; Cold Colonic daily, in cases of toxemia with dilated colon. Correct any existing stomach disturbance.

INACTIVE SKIN—Sweating process, followed by a cold bath of an appropriate form.

—Also see "[Asthma—1.](#)"

SUFFOCATION

SYMPTOMS—The person is apparently suffocating.

TREATMENT—

- Immediate action must be taken. Quickly plunge him into cold water or pour cold water (the colder the better) on him. This simple procedure powerfully affects the breathing centers, and he may immediately begin taking deep breaths.
- Then begin other resuscitation treatments while someone calls for emergency help.

ENCOURAGEMENT—When we love others as unselfishly as Christ loved us, then for us His mission is accomplished. We are fitted for heaven, for we have heaven in our hearts.



**ENCYCLOPEDIA
INDEX PAGE**

Section 7

Respiratory

Part 2

Bronchial Tubes

BRONCHITIS—1

SYMPTOMS—Coughing and mucous, pain in the chest (and possibly back), fever, sore throat, and difficult breathing. Sudden chills and shaking may occur.

CAUSES—The bronchial tubes are the airways which lead into the lungs. The bronchi are two main branches of the trachea. They divide into many smaller bronchi, like tree roots. These, in turn, divide off into the grape-like maze, called the lungs.

Bronchitis is inflammation of the bronchi, and is frequently complicated by mucous obstruction of those passageways. When the bronchi are badly infected, the cause is often viral rather than bacterial. Irritating substances (or invading bacteria or viruses) cause the bronchi to produce an excess of mucous, which clogs the airways.

There are two types of bronchitis: acute and chronic. The acute very often occurs as infection in throat moves on down toward the lungs. A cold or the flu, if not immediately given careful treatment, can spread into other areas, such as the bronchi or the eustachian tubes. If bronchitis is not carefully dealt with, the infection will move on into the lungs, resulting in pneumonia.

Chronic bronchitis is an ongoing problem, which results from repeated bouts of acute bronchitis or from something that is frequently irritating the lungs. This can be allergies, especially tobacco smoke. The only ones who gain from tobacco are the manufacturers. Interestingly enough, only 9% of bronchitis patients in the U.S. are non-smokers. Infants exposed to cigarette smoke are far more likely to come down with bronchitis.

Chronic bronchitis reduces the amount of oxygen to the lungs and the amount of carbon dioxide exhaled. This eventually can lead to enlargement of the heart; pulmonary hypertension; and finally, heart failure.

TREATMENT—

- Stop smoking and get tobacco out of the house. If you have chronic bronchitis, do not expect much improvement as long as tobacco smoke is in the home.
- Do not use milk; it produces a thick phlegm which complicates healing. White-flour products and sugar foods should not be used until bronchitis is past.
- Drink plenty of fluids: pure water, soups, and herb teas. Vitamin C is important! Take it to bowel tolerance.
- Anise tea and almond milk are helpful in bronchitis. Make the almond milk by blending 6 tbs. of almonds in a pint of water.
- Cayenne and lobelia will help break up the congestion.
- Add moisture to the air with a vaporizer or humidifier or heat a pan of water on the stove.
- Remain in bed as long as fever is present. Bronchitis often hangs on because people think it is about over and begin going about their everyday duties. Go to bed and get well.
- Deep breathing exercises should be taken 3-4 times a day. Take a deep breath, hold it a few seconds, and exhale. Do this 10-20 times. This will help air out of the infected area.
- Breathe deep. Blow up a balloon several times every day. This helps open up and enlarge the airways.
- Apply a heating compress at night.
- A hot footbath will help pull the blood away from the chest and reduce congestion.
- Hot drinks help you cough out the phlegm. Coughing is the only way the phlegm can come out. Do not use cough suppressants while you have bronchitis.
- Apply warm, moist heat or a hot water bottle over the chest and back before bedtime. This will help relieve congestion and aid in sleep.
- Avoid fatigue and chilling. Do not walk barefoot on cold floors while you are trying to get well.

- If the coughing gets worse, there is a high fever, wheezing sounds, lethargy, and weakness. Chest pains develop and very difficult breathing. Contact a health professional; the condition may be developing into pneumonia.
- If the condition persists over too long a time, there is the possibility of tuberculosis or lung cancer.
- A professional can use bronchoscopy instruments to examine the bronchial tubes and suction out phlegm.
- In recent years, a new type of bronchitis has arisen, which is contracted primarily by women. Difficult to treat, it often continues for 3 weeks to 5 months. Drinking goldenseal tea is helpful with this condition, as well as with other types of bronchitis.
- Other helpful herbs include pau d'arco, chickweed, ginkgo biloba, burdock, lobelia, slippery elm bark, echinacea, and wild cherry bark.

—Also see "[Bronchitis—2](#)" and "[Bronchiectasis](#)."

ENCOURAGEMENT—Christ determined, in council with His Father, to spare nothing, however costly, that would rescue the poor sinner. He did all this for you. Kneel down and accept Him anew just now. Give Him your life and, by His enabling grace, obey His Ten Commandment law.

BRONCHITIS—2 (J.H. Kellogg, M.D., Formulas)

BRONCHITIS (ACUTE) —

INCREASE RESISTANCE—Graduated cold applications (Tonic Frictions) daily; out-of-door life; daily air bath; avoid excessively warm clothing and very warm sleeping or living rooms.

ELIMINATE TOXINS—Moderately prolonged sweating procedures followed by cold applications.

RELIEVE INTERNAL CONGESTION—Radiant Heat Bath, 10-20 minutes; sweating Wet Sheet Pack, 1-2 hours or Steam Bath for 6-15 minutes, followed by Wet Sheet Rub or Cold Douche; Hot Full Bath at bedtime for 6-10 minutes, followed by prolonged Neutral Bath for 2-40 minutes. Apply daily or twice a day, Hot Hip and Leg Pack, followed by Dry Towel Rub.

COUGH—Heating Chest Pack, to be changed every 8 hours. If temperature is elevated, change Chest Pack every 2-4 hours. Copious water drinking, 2-3 pints daily.

IRRITABLE COUGH, WITHOUT EXPECTORATION—Sip very hot water; gargle hot water; Steam Inhalations; avoid mouth breathing; keep air of room warm (75⁰-80⁰F.) and moist with steam; carefully avoid exposure of the back of neck, chest, or shoulders to drafts or to chill by evaporation during treatment.

COUGH WITH VISCID EXPECTORATION—Copious hot water drinking; fluid diet; Fomentation to chest every 2 hours, followed by Heating Compress.

PAINFUL COUGH—Fomentation to chest every 2 hours; tight bandage about chest, to restrain movement, if necessary; Revulsive Compress for 15 minutes, every 2 hours, as often as needed; dry cotton Chest Pack between applications.

BRONCHITIS (CHRONIC) —

IMPROVE GENERAL RESISTANCE—Graduated cold treatment, aseptic dietary, warm dry climate, outdoor life.

COUGH—Heating Chest Pack, protected by plastic covering. Copious water drinking, 3-6 pints daily; Steam inhalation.

NON-PRODUCTIVE COUGH—Increase expulsive power by rubbing or percussion of the chest with the hand dipped in ice water or slapping the chest with a cold, wet towel.

ASTHMA—Cold fan Douche to back of chest, followed by Heating Chest Pack; Revulsive Compress to chest; Revulsive Douche to legs; Hot FootBath or Hot Leg Bath; Hot Leg Pack; Hot Enema; if sympathetic nerve is irritable, apply a Hot Abdominal Pack; Chest Pack, well-protected.

EMPHYSEMA—Alternate Compress or Alternate Douche to spine; Cold Mitten Friction; Cold Towel Rub; Wet Sheet Rub; Hot Abdominal Pack, covered with flannel only; Hot Leg Packs; Cold Compress over heart for 5-30 minutes, 3 times a day.

GENERAL METHOD—The general method is the same as for "[Intestinal Catarrh, Chronic](#)." Also see "[Bronchitis, Acute](#)," just above.

—Also see "[Bronchitis—1](#)."

BRONCHIECTASIS

SYMPTOMS—Chronic cough with sputum. He may cough up blood or bloodstained sputum and have inflammation of the lungs. In advanced cases, there may be shortness of breath when any exertion is made.

CAUSES—Bronchiectasis is permanent dilation and infection of one or more bronchi.


Causes can include obstructions in the bronchi, lung infections, breathing in of foreign substances or vomitus, enlarged lymph nodes, pressure tumors, or dilated blood vessels.

TREATMENT—

- Determine to cough slowly by first breathing slowly and deeply, then hold the breath for several seconds. Then give two short, forceful coughs with the mouth open. The first loosens the phlegm; the second brings it up. Hold the breath again and then breathe in slowly, to avoid non-productive coughing.
- Do not use cough medicines and antihistamines. They dry up the secretions, making them even harder to expel.
- Drink lots of fluids, so the phlegm will be thinner and looser.
- Use a cool-air vaporizer each night. Try to maintain 30-50% humidity in the house during the day.
- Do not wear belts; the abdomen should be free to breathe and cough properly.
- In cold weather, wear a scarf or mask over the mouth and nose, to warm the air.

—See "[Bronchitis](#)" for much more.

ENCOURAGEMENT—We are strangers and pilgrims in this world. We are to wait, watch, pray, and work. There are souls all around us who desperately need God. You can help them come to Him.



**ENCYCLOPEDIA
INDEX PAGE**

Section 7

Respiratory

Part 3

Lungs

LUNG CONGESTION (J.H. Kellogg, M.D., Formulas)

ACTIVE CONGESTION—Fomentation to back; Cold Compress to chest with Hot Leg Pack, followed by Cold Mitten Friction and dry heat to legs; short cold applications to hands and arms, followed by Hot Packs to arms; Revulsive Douche to legs; Hot Leg Bath with very Cold Compress to the chest and to the back opposite the chest. Change compress as soon as it is warmed.

PASSIVE CONGESTION OF CHEST—Apply Fomentation over chest for 10 minutes every hour; during the interval between, apply a Cold Compress, renewing it every 15 minutes, rubbing surface well at each change. This condition most frequently occurs in fevers. Prevent it by frequent change of his position. Apply same derivative measures as for active congestion (see just above).

PULMONARY HEMORRHAGE—Ice Pack to chest; remove and rub the chest with dry warm flannel, 1-2 minutes every 15 minutes; Hot Leg Pack, very Hot Sponging of the upper half of the spine. Place hands in ice water for 1-2 minutes; maintain skin circulation by dry rubbing. Keep him very quiet. After hemorrhage ceases, graduated cold treatment to increase resistance and combat the disease causing the hemorrhage. See "[Tuberculosis of the Lung](#)."

—Also see "[Pneumonia](#)."

PNEUMONIA (Lung Fever)

SYMPTOMS—Fever, chills, aching muscles, coughing, sore throat, bloody sputum, enlarged lymph

nodes in the neck, pain in the chest, rapid, difficult breathing, and cyanosis (bluish skin and nails from lack of oxygen).

In bacterial pneumonia, it comes suddenly and the cough is dry at first; then a rust-colored sputum is produced, and breathing becomes rapid and labored. The viral form is more *variable* in seriousness, from the time it begins.

CAUSES—Pneumonia is a serious infection of the lungs and bronchial tubes. It can be caused by bacteria, viruses, fungi, or protozoa. The tiny sacs in the lungs (which look somewhat like grapes hanging from their stems) are where the oxygen and carbon dioxide exchange is made. These sacs become inflamed and filled with mucous and pus.

Generally an upper respiratory infection (in the throat and the bronchial tubes), such as a cold, the flu, or perhaps the measles, occurs. Those under one year or over 60 are the most susceptible.

Bacterial pneumonia is more dangerous and severe than the viral type. There is also a fungal pneumonia, but those with HIV are most likely to contract it.

In children, the pain of pneumonia is frequently located in the abdomen, and cause others to think there is acute indigestion or appendicitis.

TREATMENT—

- You will want to use essentially the same treatment as outlined for bronchitis; except that, because the person's illness is so much more serious, he must be given much rest and intensified care.
- Rinse out the nose with saltwater, gently taking it in and blowing it out. Gargle with saltwater. Then repeat the rinsing and gargling with a goldenseal and myrrh mixture. This will help keep a cold or flu from going down into the lungs.
- But if the lungs are already affected, do the above treatment. Also give hot footbaths and a high herb enema at least once a day. Drink plenty of water. Take laxative herbs, to keep the bowels working properly. Give short, hot fomentations to the chest and upper back, with short cold between each hot application.
- Only give liquids the first few days. These should consist of fruit juices (diluted pineapple juice or orange juice) or lemon and water (without sugar), etc. Continue this until the high fever abates. Then give strained vegetable broths, whole grains (best in dry form, so it will be chewed well).

—Also see "[Lung Congestion](#)," "[Bronchio-pneumonia](#)," and "[Lobar Pneumonia](#)." Also see "[Bronchitis](#)"

and "[Pleurisy](#)."

ENCOURAGEMENT—It is essential that every child of God obey His law. He never asks that you obey in your own strength. But, in Christ, you can be an overcomer, resisting all the wiles of the devil.

BRONCHO-PNEUMONIA (J.H. Kellogg, M.D., Formulas)

GENERAL MEASURES—See "[Pneumonia, Lobar](#)."

BRONCHIAL IRRITATION—Steam Inhalation, 15 minutes every hour; Fomentation to chest every 2 hours for 15 minutes, followed by Heating Compress; Hot Blanket Pack.

CYANOSIS—Short Hot Half Bath; pour Cold water over head, spine, and chest, to induce cough, if cough is checked or inefficient while secretion is abundant. It is well to have him sit in a tub with a small amount of hot water while a Cold Pail Pour is given, followed by vigorous rubbing and wrapping in dry blankets in bed.

AFTER CONVALESCENCE BEGINS—Heating Chest Pack night and day. Graduated cold applications, to build up general resistance.

—Also see "[Pneumonia](#)."

LOBAR PNEUMONIA (J.H. Kellogg, M.D., Formulas)

GENERAL—Exercise special care, to prevent lung congestion due to exposure of shoulders or chest to chill by evaporation. Provide him with an abundance of pure warm air; have a supply of oxygen at hand for immediate use if required.

MAINTAIN GENERAL VITAL RESISTANCE—Cold Mitten Friction or Cold Towel Rub 2-4 times daily, after some appropriate heating procedure, as a Fomentation to chest or back, Hot Blanket Pack, or Sweating Wet Sheet Pack.

COMBAT LOCAL CONGESTION OF THE LUNGS AND INVASION OF THE SPECIFIC BACILLUS—Fomentation to the chest (both front and back) for 15 minutes every 3 hours. During the interval between, apply Cold Compress at 60⁰ F., changing every 15 minutes or as soon as warmed. Lengthen the period between fomentations and change the compress less frequently as the temperature is lowered, the pain less, and the stage of the disease more advanced. Several Ice Bags may be used in place of the Cold Compress, but the bags should be removed at least every half hour and the chest should be rubbed until red and warm, to maintain surface circulation and skin reflexes. The skin must be kept warm.

ELIMINATION OF POISONS—Sweating Wet Sheet Packs, continued for 2-4 hours, followed by Cold Mitten Friction, carefully administered. The Sweating Bath may be preceded by the short Full Hot Bath. Copious water drinking. Neutral enema twice daily.

COUGH—Fomentations every 3 hours; Heating Compress, changing every 15-30 minutes during the interval in between. Steam Inhalation 15 minutes, every hour; sipping half a glass of hot water when inclined to cough; careful protection of neck and shoulders from chilling by contact with wet bed clothing. Keep shoulders covered.

PAIN IN CHEST—Revulsive Compress covering the whole chest before and behind.

EXUDATION (ELIMINATION) OF PHLEGM—Alternate Compresses for 20 minutes 3 times a day, with continuous well-protected Heating Compress during the intervals in between and after convalescence begins; for unresolved exudation, Alternate Fan Douche or Alternate Spray.

CONSTIPATION—Daily Cold Enema or Cold Colonic.

DIARRHEA—Enema at 96⁰F. after each bowel movement; Cold Abdominal Bandage, renewing every half hour; Fomentation every 2-4 hours, if pain or tenderness is present.

TYMPANITES (gaseous distension of abdomen)—Hot Enema followed by small Cool Enema; Cold Colonic; Cold Abdominal Compress, changing hourly.

GASTRO-DUODENITIS—Fomentation over stomach and bowels or Hot Trunk Pack every 3 hours. During intervals in between, Cold Compress at 60⁰F., changing every 30 minutes; Neutral Enema daily.

JAUNDICE—Large Hot Colonic at 105⁰F., followed by small Cold Enema twice daily. Fomentation over the liver and stomach every 2 hours. During the interval in between, Heating Compress, changing every 30 minutes.

WEAK HEART, FEEBLE PULSE—Cold Compress or Ice Bag over the heart for 15 minutes every 2 hours. Cold Mitten Friction every 2 hours. Prolonged Neutral Bath with Ice Bag over heart, Cold Pail

Pour to back of head and upper spine at the end of the bath.

CYANOSIS (BLUENESS)—Hot Blanket Pack for 15 minutes, followed by Cold Mitten Friction. Avoid exposure of the body to chill by evaporation.

HEADACHE—Ice Compress to head, or Ice Cap; Hot Pack to legs and hips, or other derivative treatment; Hot and Cold Head Compress [Simultaneous Hot and Cold to the Head].

NOSEBLEED—Ice Bag to back of neck, short hot Fomentations to face.

DELIRIUM—Heating Wet Sheet Pack, Ice Cap to Head, Prolonged Sweating Wet Sheet Pack.

INSOMNIA—Neutral Wet Sheet Pack.

CEREBRAL CONGESTION—Hip and Leg Pack, Ice Cap to head.

FEVER—Prolonged Neutral Bath, Wet Sheet Pack, Cooling Enema.

SUBNORMAL TEMPERATURE—Dry Pack, Hot Blanket Pack, Hot Enema, and hot water drinking. Do not expose him during changing of application or after it.

PAIN IN ABDOMEN AND BACK—Hot Blanket Pack or large Fomentations over affected parts, followed by Heating Compress.

CAPILLARY BRONCHITIS—Hot Blanket Pack followed by Sweating Wet Sheet Pack. Hot Enemas followed by Cold Friction, carefully given. Fomentation to the chest followed by Heating Compress or Chest Pack, to remain in place an hour or until thoroughly warmed. Repeat bath when temperature rises to 102°F.

CONTRAINDICATIONS—Do not use Cold Full Baths or anything equivalent.

GENERAL METHOD—Maintain warmth and activity of the skin, taking special care to avoid chilling of the shoulders, which should be especially protected by a wrapping, closely applied. Combat pulmonary congestion by local applications made as directed above. Keep the temperature down by carefully managed hydrotherapy measures such as the Heating Pack, the Hot Blanket Pack, followed by Cold Mitten Friction and like measures rather than Cold Full Baths and Cooling Packs, which aggravate lung congestion by producing retrostasis. Promote vital resistance by frequently repeated partial Cold Frictions, and thus sustain the vital powers until opportunity has been afforded for the development of antitoxins and the suppression of the disease by the natural healing processes.

—Also see "[*Pneumonia*](#)."

TUBERCULOSIS—1 (Consumption)

SYMPTOMS—Coughing, general fatigue, loss of appetite, chest pain, night sweats, and low-grade fever. The cough is at first not too productive, but later increasing amounts of phlegm are coughed up.

The person loses weight and the sputum becomes bloody.

CAUSES—In the 19th century, tuberculosis (TB) was called consumption, for the person seemed to waste away. It is caused by a highly contagious bacteria, the *Mycobacterium tuberculosis*. Although it generally affects the lungs, it can attack any part of the body: kidneys, bones, skin, intestines, spleen, and liver.

In adults, pleurisy is frequently a complication of tuberculosis. The sharp chest pain one may feel might be the [pleurisy](#) (which see)

It is spread by coughing. Tiny droplets are inhaled by others. The germ enters the lungs and remains there. As long as the person maintains a healthy lifestyle, the body encapsulates the germs; that is, a tiny calcium shell is placed around the TB germ, to render it harmless.

If the person continues to eat right, get enough calcium in his diet, obtain adequate rest, exercise out-of-doors, and breathe vigorously to keep his lungs in good health—he will not develop TB, even though the germs are in his lungs.

TREATMENT—

- The treatment is obviously a matter of retracing one's steps—and doing what he should have done earlier.
- Initially, he must overcome the critical phase of the disease with fasting, rest, and good food, all the while having fresh air in his room.
- But later, he must take time each day to do something out-of-doors (such as walk up a hill) that will exercise, not only his body, but his lungs.
- Keep in mind that the tubercle bacillus remains with you; it is believed that you will have the seeds of it in your lungs for the remainder of your lifetime. So once you are on

your feet again and appear to be well, you must continue a program of careful eating, living, outdoor activity; all the while obtaining adequate rest every night.

- At the present time, TB is making a powerful comeback—and is once again becoming a modern plague. So be careful. It may be in the air of the next building you enter. Live right every day.

—Follow the cleansing and healing program given in "[Bronchitis](#)," and "[Pneumonia](#)." Also see "[Pleurisy](#)."

—Also see "[Tuberculosis—2](#)."

ENCOURAGEMENT—Day by day we are to live for God. Day by day, we are to help those around us. As we do this, angels work with us, and what a joy is ours!

TUBERCULOSIS—2 (J.H. Kellogg, M.D., Formulas)

GENERAL—Destroy sputum (spit); he should avoid swallowing it again; live in the open air and sleep in cool, well-ventilated rooms.

INCREASE GENERAL VITAL RESISTANCE—Graduated Cold Baths, twice daily; fattening dietary; systematic exercise; out-of-door life; cool, dry, elevated climate; very brief Radiant Heat Bath, daily or 3 times a week.

ANEMIA—Cold Bath twice daily; food rich in blood-making material; easily digested foods, rich in protein.

INDIGESTION, ANOREXIA—Dry aseptic dietary, dry toast, malted cereals. Hot Abdominal Pack; Ice Bag over the stomach half an hour before meals.

CHILL—Rest in bed, Dry Pack, hot-water drinking.

COUGH—Fomentation to chest, followed by Heating Chest Pack; sipping hot water when inclined to cough.

PAIN—Revulsive Compress for 15 minutes, 2-3 times daily; during intervals between, well-protected Heating Compress.

PULMONARY (LUNG) HEMORRHAGE OR CONGESTION—Very hot application to spine between shoulders, Ice to chest, ice to hands, Hot Leg Pack; keep the extremities warm; elevate the chest and shoulders.

FEVER—Neutral Pack for 15-20 minutes. Free water drinking. Rest in the horizontal position until the daily evening temperature becomes nearly normal.

NIGHT SWEATS—Very Hot Sponging at bedtime.

HYPOPEPSIA, ATONIC DYSPEPSIA—Daily, general cold applications; Ice Bag over stomach for half an hour before meals.

DIARRHEA—Enema at 95⁰ F., after each bowel movement, followed by Cold Abdominal Compress at 60⁰ F., changing every half hour. Rest in bed till checked.

CONTRAINDICATIONS—Avoid general cold baths when hemorrhage is threatened. This includes Cold Full Baths, Cold Pail Pours, Cold Sitz Baths. It also includes Steam Baths.

GENERAL METHOD—The great object to be kept in mind, in the hydrotherapy treatment of this disease, is to build up his vital resistance by carefully graduated cold applications (the various Tonic Frictions), repeated 2-3 times a day. The intensity of the application should be steadily increased from day to day in order to secure good results. No one is too feeble to receive water therapy of some sort; and, by careful graduation, persons of feeble physique, but in whom the disease is not yet far advanced, may be trained to receive very vigorous cold applications with excellent effects. In making the cold applications, care must be taken to avoid chilling him; for this would immediately aggravate his cough.

—Also see "[Tuberculosis—1.](#)"

EMPHYSEMA

SYMPTOMS—It is only with great effort that the person can exhale air from his lungs. There is continual breathlessness. Most any exertion brings coughing. It is hard to breathe in, but worse to breathe out. The neck veins often stand out from the effort, and he breathes through the mouth in order to try to get enough air in and out. Breathing is usually rapid and short. He may breathe 25-30 times a minute, and still not get enough air.

Eventually his chest becomes barrel-shaped, his face ruddy, and he speaks with short, broken phrases.

CAUSES—The word, "emphysema," comes from a Greek word meaning "to puff up with air." The walls of the lungs lose their elasticity, so air cannot be easily pushed in and out, as should normally happen. So there is air in the lungs, but it is not moving in and out. As emphysema progresses and there is more obstruction to airflow, the lungs enlarge with trapped air.

The most frequent cause is smoking, but air pollution also receives some of the blame. Live in the country and do not have tobacco in your home, and you should be able to avoid this problem.

Emphysema has become the most common modern lung infection in the Western world. Needing a continual exchange of air to survive, we use about a thousand cubic feet of air each day. It passes over lung surfaces which, if laid flat, would be as large as a tennis court. In emphysema, a large portion of the alveoli (the grape-like sacs where the air exchange occurs) are destroyed, and the blood is not properly aerated.

TREATMENT: LIVING WITH THE PROBLEM—

- The person absolutely must stop smoking. Tobacco smoke should be banished from the home, car, and place of work. Also avoid hair spray and other sprays.
- Avoid allergens that you know of.
- Maintain a program of regular exercise. Walking out-of-doors is always the best. Try using 1- or 2-pound hand weights and work the muscles in the neck, upper shoulders, and chest. Those with chronic emphysema need strong muscles there more than others do.
- Eat less and a little more often. Prolonged digestion requires more oxygen and blood to the stomach, and away from other parts of the body which also need them.
- Avoid gas-forming foods, such as legumes and cabbage. These cause abdominal distention which can interfere with breathing.
- Sip warm, clear liquids in the morning (such as herb teas), to help clear mucous from the airways.
- Excessively hot or cold foods may induce coughing.
- Avoid hard-to-chew foods and maintain a low- salt diet.
- Do not eat when emotionally upset or angry.

- Drink enough water. The fluid intake is needed to keep the mucous, in the lungs, thin.
- Maintain your ideal body weight. Some of those with this problem tend to put on weight and retain fluid. The closer you are to your ideal weight, the better for your lungs. Stay on a low-calorie diet. The thinner you are, the less flesh your lungs have to supply oxygen to.
- Obesity and constipation decrease the patient's resistance to respiratory infection.
- Keep your clothing loose; this helps you breathe better.
- Learn to breathe correctly. The tendency is to breathe short and fast. But make yourself breathe steadily, from the diaphragm. Strengthen your respiration muscles by blowing out slowly through pursed lips for 30 minutes a day. Try to exhale twice as long as it took you to breathe in.
- Learn to cough properly. Inhale slowly and deeply, exhale through pursed lips, and cough in short huffing bursts rather than vigorously.
- Pace yourself in your work. Work steadily; it is not necessary to work fast.
- When working, lift while you exhale through pursed lips; inhale while you rest. When climbing steps, climb while exhaling; inhale when you stop to rest.
- Go through the day relaxed, not with a sense of alarm over your air problems.
- Avoid contact with anyone with a respiratory infection.
- Avoid drugs which suppress coughs. They dry up secretions, which you do not want.
- Use only essential and unscented soaps. Avoid perfumes, gas stoves, carpeting, curtains and draperies which cannot easily be cleaned. Avoid hot, humid climates. Avoid furry, feathered animals in your home.
- Get plenty of fresh air. Use a warm scarf or mask over the mouth and nose when outdoors in cold weather. Keep the body warm at all times.
- Place 3, 4, or 5-inch blocks under the foot of the bed. This will help prevent mucous from accumulating in the lower part of the lungs during the night. (But not too steep, for that would be hard on the heart.)

TREATMENT: SOLVING THE PROBLEM—

The suggestions above are typical of what you will find in most books. It is difficult to find remedial solutions, but here is one:

Several years ago, a Christian mother visited her neighbors, and met a woman with emphysema. It was a small, stuffy house and the lady smoked. So the mother went back home and eventually found a treatment; it was a wet heating pack from Kneipp's book, written nearly two centuries ago. She gave the treatment to the woman, who got well within several weeks. This was the treatment:

- Place a plastic sheet on the bed, both above the bottom sheet and beneath the top sheet and covers. Dip another sheet in very cold water, and wring it out somewhat—quickly, to keep in the cold.
- Work quickly: Wrap the sheet about the person, who is standing unclothed. The sheet covers everything but the head and perhaps part of the neck. Then wrap a dry blanket around him. The person immediately gets into the bed, and is covered well with the top sheet and blankets. This is essentially something like a heating pack, but done only with a wet sheet. The effect is immediate freezing cold, which the body gradually warms. The person can remain like this all night.

In the years that followed, the mother mentioned the incident to a number of medical people and doctors, who were astounded; for everyone says there is no cure for emphysema.

ENCOURAGEMENT—By both creation and redemption we are the Lord's property. We are required to obey His laws, but we are never asked to do it in our own strength. Christ helps us in all that we do.

LEGIONNAIRE'S DISEASE

SYMPTOMS—It initially appears to be the flu. There is headache, fatigue, achiness, and moderate fever. But then it develops into what seems more like pneumonia: a high fever (105° F.) with coughing, diarrhea, chills, disorientation, slow heart rate, dry cough, infection of the pleura, vomiting, severe chest pain, and shortness of breath. From lack of oxygen, the skin becomes bluish and sputum that is coughed up, eventually, is gray or blood-streaked.

CAUSES—This is the strange disease which was first identified at the American Legion convention in 1976, which affected 182 partying in a hotel.

Those who smoke, drink, have diabetes, emphysema, or kidney problems are more likely to contract the disease. Younger people quickly recover, but the elderly can die from respiratory failure.

The *Legionella pneumophila* bacteria can be in heating and cooling systems. That is how the Legionnaires got it in that hotel. The disease is not directly transmitted from person to person, but through cool water droplets.

TREATMENT—

- Essentially follow the regime listed under "[Pneumonia](#)" and "[Bronchitis](#)." See your health care provider. The present rate is that 80% of those contracting the disease die, so this disease is a very serious matter. Immunosuppressed patients (such as chemotherapy-treated cancer patients), transplant patients, and AIDS patients are the most susceptible in contracting it.

ENCOURAGEMENT—Copy the example of Christ: His love, tenderness, and obedience. Minister to the needs of everyone around you. They need the peace and happiness that you have found in Christ.

Q FEVER

SYMPTOMS—Some of the symptoms are like those of [typhus](#) (which see), and some are like those of broncho-pneumonia (see [Pneumonia](#), [Bronchitis](#)). There is a sudden onset of fever, headache, weakness, and a pneumonia-like infection.

CAUSES—Q fever is quite rare in the Western world. It is caused by a rickettsial organism (*Coxiella burnetii*) and is worldwide in its coverage. First discovered in Australia, it is now known to even occur in the United States.

It is endemic in domestic animals. Sheep, goats, and cattle are the primary reservoirs for transference to humans. The disease is spread to humans by bites from an infected tick (*Dermacentor andersoni*) and from drinking raw milk.

TREATMENT—

- See your physician. Give this problem the care you would give to [typhus](#) (which see), [bronchitis](#), and [pneumonia](#) (all three of which see).

ENCOURAGEMENT—There are many from whom hope has departed. Bring back the sunshine into their lives. You can do this as, prayerfully, you seek to bring a knowledge of Jesus into their lives.



**ENCYCLOPEDIA
INDEX PAGE**

Section 7

Respiratory

Part 4

Pleura

PLEURISY—1

SYMPTOMS—The pleural membranes become swollen and inflamed, and at first rub together with each breath, causing severe pain and sound that can be heard by a physician using his stethoscope. The pain becomes suddenly more severe if the person attempts to take a quick deep breath, to cough, or sneeze.

Fluid may form in the space between the lung and the chest wall. When that happens, the rubbing sound disappears, as well as most, or all, of the pain. There may only be a little fluid or it may fill half the chest cavity, compressing the lung.

Pleurisy can also appear on the surface of the diaphragm. In this case, the pain is in the abdomen, at the pit of the stomach, or can even be referred pain to the shoulder.

In children, pleurisy pain and the pain of pneumonia are frequently located in the abdomen, and cause others to think there is acute indigestion or appendicitis.

CAUSES—The lungs are enclosed within a sack-like covering. Since the lungs are constantly in motion, they must be able to slip against this covering without harming themselves or the pleura. Pleurisy occurs when this sack becomes inflamed. The cause is generally the tubercle bacillus (the cause of tuberculosis), pneumococcus, or streptococcus; the two later germs are present in pneumonia.

Some pleurisy is always present in [lobar pneumonia](#) (see [pneumonia](#)); and, in adults, pleurisy is frequently a complication of [tuberculosis](#) (which see).

But the underlying cause is not taking care of oneself: not eating right, not getting enough sleep, or not avoiding stress and overwork.

TREATMENT—

- Put him to bed and keep him warm. Give a high enema, and apply fomentations to the chest and upper back. Continue this for 1-2 hours; let the patient rest, and then repeat. Keep doing this until the pain has ceased. Maintain hot fomentations; they will disperse the water in the lungs and keep the pain from returning.
- The fomentations should be large, thick, and hot, and changed frequently. Do about 5 changes, and do not follow with any cold treatment; this is important. Use a hot water bottle on the chest following the fomentations. It may be kept there nearly all the time. If his chest is allowed to become chilled, the pleurisy will be come worse!
- Give hot herb teas of pleurisy root, yarrow, valerian, and buckthorn bark. Add skullcap if the pain is severe.
- An excellent herb tea is a tbsp. each of pleurisy root and yarrow, and a pinch of cayenne. Put it in water brought to a boil. Let it steep, and then drink a large swallow of the warm tea every hour.
- Only give fruits, oatmeal water, vegetables, and grains. Allow no meat, milk, alcohol, or junk food.
- Do not jar the patient. Move him carefully, gently. Jars and quick motions make the pleurisy worse and greatly increase the pain.
- He, of course, needs fluids, but do not give him too much during the crisis.

—Also see "[Pleurisy—2](#)."

ENCOURAGEMENT—God has built a hedge around about His subjects, to protect them. It is the Ten Commandments. By faith in Christ, we are empowered to obey the Father's law. Doing so preserves us from transgression. In requiring obedience to the laws of His kingdom, God gives His people health and happiness.

PLEURISY—2 (J.H. Kellogg, M.D., Formulas)

(1) ACUTE FORM —

GENERAL—Improve general resistance by cold applications, 2-3 times daily; Hot Leg Bath, if extremities are cold; water drinking; aseptic diet.

PAIN—Very hot Fomentation for 10 minutes over affected side. Revulsive Compress; limit movement of lung by tight bandage to the chest. Repeat every 2 hours. During interval, apply either Cold compress or Heating Compress as best suits the case.

AFTER CONVALESCENCE—Alternate Chest Douche or Alternate Compress, if necessary to absorb exudation. Apply, 3 times a day, a continuous Heating Compress with plastic covering during the interval between.

EXUDATION—Alternate Compress or Alternate spray Douche 3 times a day; graduated general tonic applications; Prolonged Neutral Bath, half an hour to an hour daily.

(2) CHRONIC FORM —

GENERAL TREATMENT—Neutral Bath at night, 3 times a week, of 20-30 minutes duration. Graduated cold applications daily. Fomentation to chest, 3 times a day, or Revulsive spray Douche; well-protected Heating Compress during the interval between.

TUBERCULAR PLEURISY—Short Revulsive Compress for 5 minutes for relief of pain, 3-4 times a day or as often as necessary; flannel Heating Compress during the intervals between; graduated Tonic Frictions.

—Also see "[Pleurisy—1.](#)"

ENCOURAGEMENT—Christ, the Majesty of heaven, became poor, that we, though His poverty, might become rich. What kind of riches? The riches of clean living and eternity with Christ to look forward to.



**ENCYCLOPEDIA
INDEX PAGE**

Section 8

Cardiovascular

Part 1

Heart

CARDIAC PROBLEMS (Heart Problems; Heart Attack; Heart Failure)

INTRODUCTION—Heart disease is the number one killer in civilized nations.

There are so many aspects to this, that it seems well to combine them all in one article rather than divide them into several.

Part of the confusion is that everything is so interrelated: diet, high blood pressure, arteriosclerosis, atherosclerosis, angina, and other degenerative heart changes.

In order to fully utilize the data in this article, you should also carefully read the companion articles. Some are listed at the end of this one.

SYMPTOMS OF HEART ATTACK—*Signs of a soon-coming heart attack* may include nausea, sweating, shortness of breath, dizziness, fainting, feelings of anxiety, difficulty in swallowing, vomiting, sudden ringing in the ears, and loss of speech.

The heart attack (angina) itself may feel as a band of intense pressure to the heart. A powerful pain is produced, which may last for several minutes, often extending to the shoulder, arm, neck, or jaw.

But it may be a small attack, producing relatively little discomfort. Sometimes it is mistaken as indigestion. Sometimes there are no symptoms at all. This is termed a "silent heart attack."

An *angina* shows itself as recurrent pain beneath the sternum, and lasts 30-60 seconds.

SYMPTOMS OF HEART FAILURE—Shortness of breath, poor color, fatigue, accumulation of

fluids, especially around the ankles (edema).

HEART ATTACK—What is a heart attack? What leads up to it? This article will provide you with an overview of the problem, along with several specific suggestions.

The *cardiovascular system* is the *heart*, a blood pump. The blood is sent through *arteries* and *veins*, throughout the body.

Cardiovascular disease is the name given to several problems which can stop the heart and cause death.

1 - A *coronary* is one type of cardiovascular disease. The arteries which nourish the heart muscle itself are the coronary arteries. But if these arteries become narrowed, not enough oxygen and nutrients are supplied to the heart, and not enough carbon dioxide and waste products are carried off. This oxygen deprivation causes a tight, heavy chest pain, usually following some exertion or after a meal. There is a sharp, debilitating pain in the center of the chest. It is called *angina pectoris* (or simply *angina*). The pain generally recedes when the person rests. But it is a forewarning of events to come.

An angina may be precipitated by stress, exertion, a large meal, extreme cold, emotion, or other factors. Average life expectancy after the first onset of angina is 5-7 years.

2 - If that blood flow through the coronaries becomes entirely blocked or limited enough, so that it does not reach part of the heart, then a *heart attack* or *myocardial infarction* occurs. This refers to the formation of *infarcts* (areas of local tissue decay or death) in the *myocardium* (heart muscle). A heart attack does not always kill. But, whether it is mild or severe, a heart attack always produces some irreparable damage to the heart.

3 - The problem may not be in the heart, but in the arteries which nourish it. The arteries have hardened (called *arteriosclerosis*), and when cholesterol and other materials flows through them, a clot (also called a *thrombus*) occurs. The hardened walls do not flex to let the blob pass on through. Arteriosclerosis is responsible for most of the deaths due to heart attack.

4 - Lack of oxygen and nutrients can also cause *spasm of the coronary arteries*, resulting in a heart attack.

5 - Then there is *high blood pressure* (called *hypertension*). This is another form of cardiovascular disease, which also prepares the way for a heart attack. When the heart pumps blood, the blood shoots through the body at a fairly rapid speed. The muscular contractions of the heart produce a certain amount of pressure which produces this pumping action throughout the body. But sometimes the pressure builds up too high. This also is not the fault of the heart.

Here are some of the things which produce high blood pressure:

- Hardening of the arteries (arteriosclerosis) is a primary cause. Earlier, the flexing of the walls kept the pressure lower.
- A second major cause of hypertension is a reduction in the size (interior dimension) of the arteries. They come to look like old water pipes, with congealed stuff sticking to the walls. For years, certain things had been eaten which caused this problem (meat fat, grease, saturated fats, hydrogenated vegetable oils, margarine, butter, corn chips, etc.).
- Too much sodium in the diet, for too long a time, is another cause of hypertension. The solution should have been to cut out the sodium (salty) foods.
- Other causes include stress, enzyme imbalances, certain drugs (including oral contraceptives), and nutritional deficiencies.
- There are still more factors which could be involved: hyperthyroidism, kidney disease, adrenal or pituitary disorders, and heredity.

Unfortunately, there is no pain as the hardening and clogging of arteries (which produce hypertension) progresses. So people keep living and eating the way they should not until one day the crisis comes.

HEART FAILURE—So far, we have only discussed heart attack, which is an interruption in blood flow to the heart. But there is also *heart failure*, which is inadequate blood flow from the heart. It is not providing enough blood to supply the needs of the body. Heart failure can be either acute (short-term) or chronic.

Here are some of the problems which, over a period of time, can occur in the heart:

- 1 - *Arrhythmia*. The heart does not beat right. The natural rhythms are more irregular. This is caused by problems in the cells in the heart which send out electrical signals to do the pumping sequences.
- 2 - *Palpitations* occur when the heart seems to pound, whether regular or irregular.
- 3 - *Tachycardia* is when the heart beats too fast when it is resting.
- 4 - *Bradycardia* is when the heart beats too slowly.
- 5 - *Ectopic beats* (also called skipped beats) are beats which are premature, producing longer rests between some beats than between others.

6 - *Fibrillation* and *flutter* are a little different. An electrical error occurs, which sends some beat signals to the heart muscle (causing it to twitch) instead of carrying out its normal blood pumping action.

7 - *Valvular disease* is the name for problems in the heart valves, so they do not open and/or shut properly. Sometimes this is congenital; other times it is caused by rheumatic fever or endocarditis (infection of the heart muscle).

OTHER HEART PROBLEMS—There are a variety of problems which trace their cause to coronary problems, artery problems, or heart muscle problems. Here are some of them:

1 - *Cardiomegaly (cardiac hypertrophy)* occurs when the heart can no longer function normally; it works so hard that it enlarges. But this only weakens it. Causes include too much resistance from blood flow through the arteries.

2 - *Congestive heart failure* is a chronic condition that results in fluids accumulating in the heart and edema in the feet and ankles. There is labored breathing after mild exertion.

3 - *Cardiac arrest* happens when the heart just stops beating. Because fresh blood is no longer reaching the brain, the person falls unconscious. Coronary artery problems are often the cause.

There are other problems which can occur in the heart, which can also weaken it. But these do not trace their causes to coronary or artery problems.

1 - *Carditis* is an infection in the heart muscle, sometimes caused by rheumatic fever. It can lead to permanent heart damage.

2 - *Endocarditis* is an infection of the endocardium. This is the sac-like membrane which surrounds the heart. People with damaged immune systems (from HIV, etc.) can acquire it. It can also be caused by surgery to replace defective heart valves. Permanent heart damage occurs.

3 - *Cardiomyopathy* summarizes several heart problems, including enlargement of one or more heart chambers, heart muscle rigidity, etc. Causes include inherited defects and certain diseases.

TREATMENT—

Here is a brief overview of some of the problems which require changes, if you would avoid a later

build-up of conditions leading to a heart attack:

- Too many saturated fats in the diet (animal fats or hydrogenated vegetable oils). Excessive use of overheated or oxidized vegetable oils.
- Lack of natural fat emulsifiers (lecithin) in the diet.
- An excess of salt and other sodium products. Drinking chemically softened water. Water softeners have sodium in them.
- Elevated cholesterol, triglyceride, and uric acid levels.
- A low HDL-to-cholesterol ratio.
- An excess of carbohydrates (especially refined ones) and sugar. Sugar increases triglyceride levels, platelet adhesiveness, uric acid levels, and blood pressure.
- An excess of vitamin D intake (from meat, milk, eggs, or sunlight). Over 3000 units a day add to the plaque development and hardening of atherosclerosis. Carotene (pro-vitamin A) in the diet, from orange and yellow vegetables and fruits, will not cause this problem.
- A deficiency of vitamins and minerals.
- The use of coffee, alcohol, and tobacco.
- Lack of exercise.
- Overweight.
- High blood pressure.
- Diabetes or gout.
- Taking birth control pills.
- Heavy metal poisoning.
- A family history of heart trouble.

Change everything in the above list that you can, and you will live a lot longer.

Here is still more information:

To properly understand the information given in this article, be sure to read the other articles in this section, especially those listed at the end of this one, and in the next (dealing with circulatory problems).

- Check your heart beat every so often. The best way to begin the day is to check your pulse when you wake up in the morning. If it is under 60 beats per minute, you are doing all right. But if your resting heart rate is above 80, that is not so good, and indicates that hypertension may be in progress of occurring. An estimated 25% of those who have heart attacks experienced no previous symptoms. So, right now, start eating right and living right.
- High blood pressure, using tobacco, high cholesterol levels, stress, obesity, sedentary living, diabetes, and type-A personality are causes of heart trouble. These are things you can change.

Here are a variety of factors which you should consider:

- Do not use MSG (monosodium glutamate). Locate your food allergies and eliminate them (see "[Pulse Test](#)"). Do not use caffeine, tobacco, alcohol, drugs, sugar, and processed foods.
- Caffeine blocks the breakdown of adrenaline, resulting in the same response as heavy stress. Heavy caffeine consumption doubles the risk of coronary heart disease.
- The dangers of tobacco in producing heart attacks and other heart problems are well-documented.
- Do not eat any types of grease or oil (fatty foods, meat, margarine, butter, peanut butter, hydrogenated oil), except a small amount of cold-pressed vegetable oil. (See "[Cholesterol, Reducing](#)," for much more detail.)
- Fat is in all meat. Do not eat meat and you will have a longer life. It is well-known that vegetarians live longer than others. They have less coronary disease, less heart attacks, and less heart failure.
- If you are an adult, avoid vitamin D. More than 400 IU per day result in calcification of the coronary arteries.
- Research studies by the Chinese reveal that constipation is a significant factor in many

heart attacks.

- Eat smaller meals.
- Be sure and drink enough water every day, and frequently throughout the day! *This cannot be stressed enough.* Sludged blood is a very real cause of heart and vessel problems.
- Eat a high fiber diet, using whole grains, brown rice, beans, and fresh fruit and vegetables. Through nourishing food and supplements, obtain all the vitamins and minerals. Calcium, magnesium, and potassium are important; so are the vitamins (A, B complex, C, and E). Eat Nova Scotia dulse or Norwegian kelp for trace minerals. Flaxseed oil contains Omega-3 fatty acids, which reduce risk of coronary heart and cardiovascular disease. L-carnitine helps dissolve fat deposits around the heart. CoQ10 and germanium strengthen veins and provide oxygen to the blood and cells.
- If you tend to experience angina attacks at night, place 3-4-inch blocks under the head of your bed. This will reduce the attacks. More blood pools in the legs, and not so much tries to crowd in through the narrowed arteries into the heart.

Sodium is a problem which must be dealt with, since it can increase the likelihood of heart disease. Here are items to omit from the diet:

- Table salt. Use a small amount of Nova Scotia dulse or Norwegian kelp instead. That will supply some salt, plus many vital trace minerals.
- MSG (monosodium glutamate), which is an accent flavor enhancer.
- Diet soft drinks.
- Canned vegetables.
- Commercially prepared food.
- Baking soda.
- Foods with preservatives.
- Meat tenderizers.
- Softened water.

- Saccharin products.
- Foods with mold inhibitors.
- Foods with preservatives.
- If you have any kind of heart problem, see your physician. Prevention—living right and eating right ahead of time—is the best key to success.

Here are additional things to think about:

- *Heart disease:* Eat no fried foods. Avoid vitamin D. Obtain essential fatty acids; the best is cold-pressed flaxseed oil or wheat germ oil; also take selenium, vitamin E, 5-10 alfalfa tablets daily. And, if needed, obtain HCl. Take a 30-minute walk outside every day. Keep a 30-minute oxygen tank in your house, ready to use when you need it.
- *Palpitations:* Do not eat MSG, caffeine, sugar, or processed foods. Avoid food allergens. Obtain vitamins B1, B3, C, selenium, and potassium.
- *Cardiac arrhythmia:* Avoid food allergens and MSG. Add selenium, chromium, magnesium, potassium, and CoQ10 to your diet. Hypoglycemia can be a cause.
- *Nervous heart:* Causes can include anemia and low stomach acid. Obtain B1 and iron.
- *Angina:* If you survive, take calcium, magnesium, essential fatty acids, and extra vitamins and minerals. Reduce vitamin D intake from all sources (meat, fish, dairy products, and the sun). Avoid caffeine, sugar, and cigarette smoke. Exercise for 30 minutes every day.
- *Congestive heart failure:* Causes can include lung disease and high blood pressure. Obtain vitamin B1 and selenium.
- *Myocardial infarction:* Rebuilding afterward (if you are still alive) should include vitamin C to bowel tolerance, vitamin E, selenium, vitamin A in the form of beta carotene. Obtain HCl and pancreatic enzymes.

Here is information about fats and oils:

Animal flesh contains fat. Do not eat animals. It increases blood cholesterol. But some vegetable oils are a problem also. These are refined, heat-treated, and partly (or wholly) hydrogenated oils.

Heating the oil changes it from the *cis* form to the *trans* form (also called a trans-fat), which is abnormal and can cause heart diseases, just as animal fats do. Only use cold-pressed vegetable oils, and not too much of that.

Then there is the LDL and HDL story. It is also important, if you want to live longer. (In order to understand more fully the following facts, also read the articles, "[Triglycerides, Lowering](#)" and "[Cholesterol, Reducing](#)." Much more information will be found there.)

All kinds of fats (both the grease and oil form) are carried in the blood in a protein-fat molecule, called a lipoprotein. There are two primary kinds: the low-density lipoproteins (LDLs), which are large cholesterol-laden molecules and the high-density lipoproteins (HDLs), which are smaller molecules with more protein and less cholesterol and triglycerides.

When found at high levels in the blood, the LDLs increase the risk of coronary heart disease. But high levels of HDLs actually reduce the risk of heart disease. For this reason, the cholesterol-to-HDL ratio is very important. Physicians even use it to estimate how likely it is that you will have a heart attack. The HDLs get rid of excess cholesterol in your bloodstream! They carry cholesterol from the blood to the liver so it can be converted into bile and eliminated from the body. Here are nutritional facts which have been found since the importance of HDLs was discovered:

- Bran fiber reduces blood cholesterol and triglycerides, increases HDL, and lowers LDL. Very important, it also helps prevent recycling of bile from the bowel back to the liver.
- Vitamin C helps increase HDL levels and lowers LDL levels. It also activates conversion of cholesterol into bile salts. Taking 1-2 grams a day can produce a 30% reduction in cholesterol levels which are 400 or above. Vitamin C also lowers triglyceride levels.
- Vitamin E helps dissolve blood clots, dilates blood vessels, and conserves oxygen so the heart does not have to work as hard. Because of its antioxidant function, it also prevents fatty acids from becoming toxic.
- Vitamin B complex helps keep cholesterol from collecting plaque.
- Flaxseed oil (and to a lesser extent, wheat germ oil) is rich in Omega 3EFA, and decreases platelet adhesion, reduces blood cholesterol, and increases HDLs.
- Lecithin is essential for utilizing fat and cholesterol in the body, and significantly lowers blood cholesterol levels.
- Brewer's yeast and chromium 15 lower HDL levels, and cause atherosclerotic plaques to recede.

- Garlic lowers blood cholesterol and reduces platelet adhesiveness, as well as lowering triglycerides and increasing HDLs. (It also helps normalize blood pressure.)
- Alfalfa meal (from ground seeds) contains saponins which prevent bile-like substances from recirculating to the liver.
- Soy protein lowers blood cholesterol.
- It should be noted that *coronary bypass surgery* has failed to prevent second heart attacks or extend life. It is not the "cure" for coronary atherosclerosis and severe angina, as suggested. The disease is systemic, and heavily influenced by nutritional, and other, factors. Bypass operations are not the solution. They are only emergency repair jobs which do not remove the cause—which, unless properly corrected, will only return.
- Fortunately, even the most advanced cases of heart disease can be helped by the discoveries provided by nutritional research.

—Also see "[Triglycerides, Lowering](#)"; "[Cholesterol, Reducing](#)"; "[Hypertension](#)"; "[Stroke](#)"; and "[Arteriosclerosis and Atherosclerosis](#)."

ENCOURAGEMENT—Jesus is today in heaven preparing mansions for those who love Him; yes, more than mansions, a kingdom which is to be ours. But all who shall inherit these blessings must be partakers of the self-denial and self-sacrifice of Christ. Obey the Ten Commandments, and live to help and bless others.

PERICARDITIS, ENDOCARDITIS—2 (J.H. Kellogg, M.D., Formulas)

TO COMBAT INFLAMMATION—Continuous Ice Bag over heart or Cold Compress over heart area at 60° F., changed every 15 minutes. Rub chest with dry flannel until skin is red.

TO ENERGIZE HEART AND MAINTAIN VITAL RESISTANCE—Cold Mitten Friction; Cold Towel Rub twice a day.

FEVER—Prolonged Neutral Bath; Neutral Wet Sheet Pack.

PAIN—Fomentation for 1-3 minutes every half hour; Cold Compress changed every 15 minutes during the interval between.

MYOCARDITIS—Employ all the means recommended above, except avoid Ice Bag over the heart.

—Also see "[Cardiac Problems](#)."

CARDIOMYOPATHY (Keshan Disease, Muscular Dystrophy of the Heart)

CAUSES AND TREATMENT—The word means "heart muscle disease." This is a disease of the myocardium, which is the heart muscle itself.

The World Health Organization recognizes that cardiomyopathy is a selenium deficiency disease.

J.D. Wallach, in his book, *Let's Play Doctor*, makes this statement:

"This is the type of heart disease that makes individuals a candidate for heart transplant . . . It is typical that \$1 per month in selenium supplement would prevent this disease and the need for a \$250,000 procedure that carries a 20% mortality rate. This disease is also found in cystic fibrosis patients . . . Veterinarians have eliminated this disease [cardiomyopathy] in animals with selenium injections and oral supplementation of diets."

ENCOURAGEMENT—The wants of the soul, only the love of Christ can satisfy. If Christ is abiding in us, our hearts will be full of divine sympathy. We will do all we can to help and encourage others.



**ENCYCLOPEDIA
INDEX PAGE**

Section 8

Cardiovascular

Part 2

Circulatory

ARTERIOSCLEROSIS (Hardening of the Arteries)

and

ATHEROSCLEROSIS (Plaque Development and Hardening)

SYMPTOMS—Early warning symptoms are intermittent [claudication](#) (*which see*). These are pains in the legs and possibly feet, which leave upon resting. High blood pressure (see "[Hypertension](#)"). The later result is angina (chest pains) and heart attack.

CAUSES—These are two separate, major diseases, yet we list them together because the problems, effects, and solutions are so similar.

Arteriosclerosis is hardening of the walls of the arteries; atherosclerosis is the hardening of plaque on the walls, which causes the walls to harden. (The full explanation is somewhat more complicated.)

Hardened walls produce higher blood pressure, but plaque-hardened and narrow vessels does it also.

The end result of both is a heart attack.

The main difference between the two is that arteriosclerosis is primarily the hardened walls themselves (which the plaque especially produced). Whereas atherosclerosis is the thickening of that plaque in the arteries, so that the space for the blood to flow through keeps narrowing. In arteriosclerosis, these deposits are primarily composed of calcium; in atherosclerosis, the deposits consist of fatty substances, primarily cholesterol (a blood protein). But, much of the time, an odd assortment of both, along with lipoproteins, fatty acids, fibrous scar tissue, and blood clump together.

Both conditions have essentially the same effect on circulation, both cause hardening of the artery walls, both cause high blood pressure, and both eventually lead to one or more of the same things: angina (which is chest pain following exertion), heart attack (the heart muscle can no longer bear the lack of blood supply to it), and stroke (when the blood supply to part of the brain is cut off). Death may or may not follow. The problem is that a clot of this plaque breaks loose, flows through the arteries, and gets stuck in a narrower artery. If this occurs in the heart muscle, angina and a heart attack may result; if in the brain, a stroke occurs.

To complicate the matter further, not only can arteriosclerosis and atherosclerosis cause high blood pressure, but high blood pressure intensifies them both.

Causes include elevated cholesterol or triglyceride levels, eating high cholesterol foods (such as meat, eggs, whole milk, or milk products).

Other causes include smoking, hypertension (high blood pressure), obesity, diabetes, emotional stress, lack of exercise, or a family history of the disease. Advancing age increases the risk factor.

Pain in the legs (usually in the calf, but sometimes in the feet or elsewhere in the legs), which increase when walking but stops as soon as one rests, is intermittent [claudication](#) (*which see*). There may also be weakness, numbness, and a heavy feeling in the legs. This is a symptom of atherosclerosis in the limbs (peripheral atherosclerosis). There can also, but less often, be pain in the arms.

There is a home test you can do to help determine if this is beginning to occur: Test the pulse in your legs and foot. There are three places where this can be done: Apply light pressure on the top of the foot, the inner hollow of the ankle, and in the hollow behind the knee. If you feel no pulse, then the artery may be narrowing.

Atherosclerosis is the most common form of arterial disease in the U.S. and most frequently occurs in the lower limbs. It is the primary cause of death over the age of 65. Over 50% of the people between 65 and 70 will die of some form of this.

TREATMENT—

- Eat high fiber foods that are low in fat and cholesterol. Primarily eat fruits, vegetables, and grains. Dark green leafy vegetables are important. Wheat bran, and other particulate, fibers are not as effective as those in fruits, vegetables, and legumes.
- Eat foods rich in vitamin E. This includes nuts, seeds, and whole grains.
- Only use cold-pressed vegetable oils (soy, corn, wheat germ, flaxseed). Never heat these oils; place them on your food at the table.

- Avoid refined sugar. It has been shown to increase serum cholesterol levels, leading to atherosclerosis.
- Do not eat animal protein; there is a definite connection between eating it and cardiovascular disease.
- Do not eat processed, junk, dairy, white flour, spiced, or fried foods. Avoid pies, ice cream, salt, egg yolks, sugar, coffee, colas, nicotine, and alcohol.
- Garlic eaten with cholesterol foods tends to reduce the likelihood that cholesterol will clog the arteries.
- If you know you are moving toward artery problems, eat no free oils.
- Eggplant tends to lower cholesterol levels.
- Both peanut oil and coconut oil increase atherosclerosis.
- Drink only distilled water.
- Reduce stress and avoid situations causing it.
- Get regular moderate exercise. Walking every day is the best. Build up slowly, but keep at it.
- A strict vegetarian diet (without milk and eggs) is a good way to avoid artery problems.
- Research at the University of Wisconsin disclosed that skim milk did not lower blood cholesterol.
- Overweight people should reduce. Even 20% or more above ideal weight carries a significantly increased risk of atherosclerosis. What is your ideal weight? Assume 100 pounds for the first five feet; add to this five pounds for each inch over that, for women; add seven pounds per inch over that, for men.
- Do not smoke or use nicotine in any other form. Avoid second-hand smoke.
- Do not take shark cartilage. It may inhibit production of new blood vessels needed to increase blood circulation.
- Eliminate all environmental sources of metal poisoning, such as aluminum or copper

cooking utensils, copper or lead plumbing, lead-glazed ceramics, contaminated water, etc. Toxic metals are known to be deposited, among other places, on artery walls.

- X-rays make premature arteriosclerosis more likely.
- Do not eat big evening meals. Best: Only eat plain fruit and plain bread for supper, and do this several hours before bedtime.
- Chromium (found in brewer's yeast, whole grains, and supplements) added to the diet lowers cholesterol.
- Keep the extremities warm, to maintain good circulation in them.
- Do not wear constrictive clothing (belts, garters, girdles, tight hosiery, etc.)
- Glucose intolerance can produce a 100% increased risk of atherosclerosis. Keep your blood sugar levels normal. Do not binge on sweets, etc.
- Avoid constipation, which weakens the liver and kidneys, which in turn sludges the blood. The Chinese treat stroke by treating constipation.
- Drink enough water!
- Periodically check your blood pressure.
- Too much vitamin D can elevate blood cholesterol.

—Also see "[Triglycerides, Lowering](#)"; "[Cholesterol, Reducing](#)"; "[Hypertension](#)"; "[Stroke](#)"; and "[Cardiac Problems](#)."

ENCOURAGEMENT—He whose life consists in ever receiving and never giving soon loses the blessings he has. We must constantly seek to help others. Only in this way can God bless us.

HYPOTENSION (Low Blood Pressure)

SYMPTOMS—There are generally few symptoms which will tend to alert you to the problem. There

may be headache, shortness of breath, dizziness, inability to concentrate, or digestive disturbances. There can be low energy and dizzy feelings when you stand up fast from a lying down or sitting position, fainting, blurred vision, palpitations, inability to solve simple problems, and slurring of speech.

CAUSES—The pressure at which the blood travels through the arteries is lower than normal, which means the blood is not circulating through the body quite as efficiently.

This is the "disease" which many people are thankful to have. High blood pressure can be a killer; low blood pressure is generally just something to live with.

A researcher who investigated the strange death of Pope John Paul I (who had low blood pressure and few other physical problems) asked 30 physicians and specialists whether low blood pressure would shorten life. Each one said it would tend to lengthen, rather than shorten, life expectancy.

For this reason, you will find that medical guides say relatively little about hypotension.

In some instances, low blood pressure is due to an impoverished diet, the existence of some chronic wasting disease, or some other condition that needs treatment on its own account. So it can be a symptom of some other problem (such as [hypothyroidism](#), *which see*).

Hypotension can be caused by prescribed drugs, kidney disease, low blood sugar, food allergies, dehydration, adrenal exhaustion, or hypothyroidism.

TREATMENT—

- Treatment, if needed, should be aimed at locating and eliminating the problem that hypotension is a symptom of.
- Take vitamin C, to bowel tolerance, and eight glasses of water each day. Obtain adequate rest at night.
- Eat garlic; it tends to normalize blood pressure to the level it should properly be.
- You may want to do the morning temperature test to determine whether you are hypothyroid (see "[Hypothyroidism](#)").
- Helpful herbs include ginseng, spring adonis, and rosemary.

ENCOURAGEMENT—Those who are filled with the love of Christ will not seek to hide their connection with Him. They will openly rejoice in all He has done and tell others how He can answer their needs also.

HYPERTENSION (High Blood Pressure)

SYMPTOMS—There may be no symptoms; but, if they occur, they may include headache, difficulty in breathing, blurred vision, rapid pulse, or a feeling of dizziness.

Overweight, a ruddy complexion, and apparently robust health may be the only outward manifestations in a man 50 or 60, who may have systolic pressure as high as 200 or more.

Hypertension is called the "silent killer" because it so often reveals few symptoms.

CAUSES—High blood pressure is just that: The pressure of blood flow through the arteries is higher than it should be, and that pressure consistently remains higher.

A blood pressure gauge (sphygmomanometer) registers two readings: The first and higher one is the systolic; the second and lower one is the diastolic. The diastolic pressure occurs just before the heart beats, and is less important for determining blood pressure. But the systolic pressure reveals the pressure built up as the heart pumps blood out of the heart into the aorta (and thence through the arteries). High systolic pressure indicates that the cell walls are hardened and/or plaques are forming in the arteries, which are narrowing the passageways.

Average normal systolic blood pressure in an adult varies between 120 and 150 millimeters of mercury, and tends to increase with age. The arteries of older people tend to harden and thicken with age, and this produces the higher readings in later life.

The age, in relation to the figures, tells a lot: Systolic readings of 140-150 at 55 to 70 years of age need not be considered high; but, occurring in a man of 30, it points to a definite problem which needs attention.

Normal blood pressure readings for adults vary from 110/70 to 140/90 while readings of 140/90 to 160/90 or 160/95 indicate borderline hypertension. Any reading over 180/115 is far too elevated.

The hardening and clogging produces changes in the arteries, which produce hypertension, and are caused by aging, emotional stress, food, overeating, and heredity. Tobacco is another cause of hypertension, as is the taking of oral contraceptives. Drinking coffee or tea, drug abuse, and high sodium intake are other causes.

Hypertension can result in coronary artery disease, enlargement of the heart, or strokes. The acute

infections (such as tonsillitis, scarlet fever, and typhoid fever), or focal infections from tonsils or teeth, sometimes lead to Bright's disease (a kidney disease), which is accompanied by high blood pressure. Sudden attacks of convulsions in pregnant women (eclampsia), and other kidney diseases of pregnancy, usually cause high blood pressure.

Primary hypertension (about 90% of the cases) do not have a direct cause. The rest (secondary hypertension) occurs as a result of other diseases. At any one time, about 10% of the people in America have primary hypertension. It affects over half of all people in the U.S. over 65. African-Americans have it more than a third more often than whites. Those who are 18-44 have it 18 times more often than whites. Women have hypertension less often than men until menopause is over; then, soon after, they have it as often.

Heavy snorers are more likely to have high blood pressure than silent sleepers.

TREATMENT—

- Habitual overeating, even of good food, will lead to hypertension. A person does not tend to overeat on healthfully prepared natural foods.
- Excessive protein food, sweets, rich pastry, and desserts must be omitted; but the reduction of all foods is especially important.
- Do not use salt; this is essential for lowering blood pressure. Read the labels: Many foods contain sodium. Look for "salt," "sodium," "soda," or "Na" on the label. Also avoid MSG (monosodium glutamate), baking soda, saccharin, soy sauce, diet soft drinks, preservatives, meat tenderizers, and softened water.
- Only drink distilled water.
- Eliminate all dairy products, for they are high in sodium.
- Do not use processed meats or canned vegetables.
- Stress, fear, anger, and pain increases blood pressure. Adequate daily outdoor exercise helps reduce the effects of stress.
- Eat a high-fiber diet. Include oat bran; it appears to be the very best type for the purposes you have in mind.
- For oil, take 2 tbsp. flaxseed oil daily.

- Use no animal fat of any kind; it is best to avoid meat, since there is so much of it in meat.
- Do not eat chocolate, alcohol, avocados, aged cheeses, and yogurt.
- Include supplemental calcium in your diet.
- Avoid more than 400 units of vitamin D daily.
- Drink fresh vegetable juices.
- Garlic definitely lowers blood pressure. Actually, it tends to normalize it. In those with low blood pressure, it raises it. Fresh, raw garlic is the best.
- Obtain sufficient rest at night; do not eat later than several hours before bedtime.
- Do a pulse test in order to ascertain offending foods you are allergic to (see "[Pulse Test](#)").
- If you are pregnant, check your blood pressure regularly.
- Do not take antihistamines.
- Do not take supplements containing the amino acids tyrosine or phenylalanine.
- Keep your weight down! Loss of weight lowers blood pressure. If you are overweight and have high blood pressure, you would do well fasting one or two days a week.
- When the situation is critical, special care must be given to produce successful recovery:
 - Adequate rest, both physical and mental, is needed, though mild exercise is beneficial to those with moderate hypertension. Even the visits of friends and relatives may have to be restricted or prohibited for a time.
 - Gradually start mild exercise. Walk out-of-doors and gradually (slowly!) build up the amount of time spent in outdoor walking.
 - All blood pressure medications tend to have negative effects. Moderate exercise, rest, sleep, and proper diet will provide better help.
 - No vigorous or tonic hydrotherapy, or even massage, should be used. The neutral bath

and complete bed rest is needed.

- One recommended program is fruit and rice, alone, for 1-2 weeks.

ENCOURAGEMENT—God can help you overcome the sins which so easily beset you. He can give you enabling grace to obey the Ten Commandments and remain true to Him, in spite of the compromise and wickedness in our world.

STROKE—1 (Apoplexy)

SYMPTOMS—Light headedness, fainting, stumbling, blurring of vision, loss of speech or memory, numbness or paralysis of a finger, coma for short or long periods.

CAUSES—There are four possible patterns which can result in a stroke:

An *embolism* is a clot that breaks loose and travels on up toward the brain, where the clot gets stuck in a smaller artery leading to the brain. This briefly cuts off blood flow to a portion of the brain.

A *thrombus* is a clot inside the brain which blocks the flow of blood to the brain.

An *aneurysm* is a portion of an artery that balloons outward. Filled with blood, this weak spot bursts.

A *hemorrhage* is a damaged artery within the brain which bursts.

Sometimes a tumor, not a clot, is blocking an artery supplying the brain.

Whatever the cause, the result is local brain tissue death from lack of oxygen and food.

If the damaged area is small enough, the brain will reroute the affected brain functions to other areas of the brain, as a period of relearning and compensation occurs.

TREATMENT—

- So many toxins flow into the blood stream, when the bowel is constipated, that Chinese medical practitioners prevent strokes and also treat them by eliminating constipation (see "[Constipation](#)").

- Aneurysms are often caused by copper deficiency which results in weakened elastic fibers. Once the damage occurs, supplementation with copper cannot repair it, but the copper can help prevent aneurysms from occurring (2-4 mg/day).
- Surgery will be required for existing aneurysms.
- The varied causes and suggested treatments of clots, artery problems, high blood pressure, and related problems resulting in strokes are explained in some detail in the following articles: "[Triglycerides, Lowering](#)"; "[Cholesterol, Reducing](#)"; "[Hypertension](#)"; "[Arteriosclerosis and Atherosclerosis](#)"; and "[Cardiac Problems](#)."

—Also see "[Stroke—2](#)."

ENCOURAGEMENT—Be faithful, and God will give you a crown of life. Study the Bible, obey it, and do all in your power to be an encouragement and help to others.

STROKE—2 (J.H. Kellogg, M.D., Formulas)

DURING ATTACK—Rest, head and shoulders raised; Cold Compress to head; Tepid Enema; warm extremities by Hot Water Bottles or Hot Pack. Ice Collar.

AFTER ATTACK—Cold Mitten Friction twice daily; well-protected Hot Abdominal Pack night and day; carefully graduated Cold Baths; prolonged Neutral Bath; Wet Sheet Pack. Later, carefully begin graduated exercises; massage; Cold or Alternate Douche to affected muscles.

—Also see "[Stroke—1](#)."

TRIGLYCERIDES, LOWERING

PROBLEMS—The two major sources of fat in your bloodstream are cholesterol and triglycerides. Both are necessary. Cholesterol helps build strong cells, and triglycerides provide energy.

But if either is too high, problems develop.

High cholesterol levels clog arteries. High triglycerides cause vascular disease also, if they are associated with low levels of HDL cholesterol (the good cholesterol). You then have fat particles in your blood which can ultimately be bad for your heart.

You can control your triglyceride level, and you want to keep it below 150.

SOLUTIONS—Here are several ways to do it:

Cut down on the amount of fat in your diet. Reduce total fat intake to less than 30% of daily calories; but, even better, reduce it to 20%. Reduce saturated fats to 10%.

Eat a lot of complex carbohydrates. Races doing this do not have a triglyceride problem. Cook rice, beans, and other grains without including fat in the cooking or the serving.

Do not eat candy, sweets, and sugar. Eating such simple carbohydrates in the diet are a significant factor in causing people to have high triglyceride levels.

Put more fiber in the diet. A low fiber, high sweet, diet is even worse than high sweets alone.

Lose weight. Even losing 10 pounds can reduce triglycerides in those who are 20-30% overweight. Ultimately, try to maintain a weight that is not over 5-10% above what is normal for your age-weight range.

Do not drink alcohol; it decidedly increases triglycerides.

Exercise is very helpful in lowering triglyceride levels. Studies reveal that it does this—even when weight is not lowered in the process.

Go on a rice diet for a couple days. In 1944, Dr. Walter Kempner discovered that a rice diet would dramatically lower triglycerides.

This is a diet of rice and fruit alone, and no other food, for 2-3 days or as long as you can stand to remain on it. The diet is not appetizing, but it really works. One patient went down from 1,000 mg/dl to 117 mg/dl in a couple months. In just 2-3 days, triglycerides will go down a fair amount. Then, later, you can do it again for another couple days.

By the way, when you do this, you will lose a some weight also. The rice/fruit diet is practically fat-free.

But do not remain on a rice diet! It does not provide adequate nutrients.

ENCOURAGEMENT—Do not dwell on your difficulties, so they get bigger and bigger. Instead, think on the love of Christ and plead with Him for the help you need. Be trustful and obedient, and He will give you the best answers.

CHOLESTEROL, REDUCING

PROBLEMS—Here are some facts about cholesterol, to help you understand the situation:

Dietary cholesterol is in the food you eat. Most of it is found in eggs and meat. One egg has 275 mg, and an apple has none.

Serum cholesterol is in your bloodstream. This is what your physician measures. Ideally, it should be under 200. There are two types of serum cholesterol:

HDL (high-density lipoprotein) cholesterol cleans the arteries and is good for you. The higher it is, the better.

LDL (low-density lipoprotein) cholesterol clogs the arteries and is bad for you. The lower it is, the better.

SOLUTIONS—Here are several ways to lower the amount of LDL cholesterol in your blood:

Do not eat saturated fat. This is the kind in meat, butter, cheese, and hydrogenated oil—which is the worst kind of oil or fat, since it raises blood cholesterol the most.

Only include polyunsaturated fat in your meals. It lowers blood cholesterol. This kind is only found in certain vegetable oils, such as corn oil, soy oil, wheat germ oil, and flaxseed oil. Only buy cold-pressed oil—never, never hydrogenated oil (even partially hydrogenated oil). Never put cottonseed oil into your body.

The very best oils for your health are wheat germ oil and flaxseed oil. Prepare your meals without oil, fat, or grease. Then add a spoonful or two of wheat germ oil or flaxseed oil to the food after it has been dished onto your plate. In this way, you can carefully measure how much you get, and you ensure that the oil was not cooked.

It is safe to use monounsaturated oils. These include olive oil and certain other foods, such as nuts, avocados, canola oil, and peanut oil. It is now known that this also lowers blood cholesterol.

Monounsaturated oils lower cholesterol faster than low-fat diets do, and the type they selectively lower is the bad LDL.

Do not eat fried food, fatty food, meat, or vegetable loafs, etc. Do not eat processed or junk food. Do not eat regular peanut butter. The peanut oil has been taken out, and cheap, hydrogenated oils (sometimes lard) is put in its place. Only buy peanut butter from a health food store. You can open the lid and smell the difference. Learn how to smell good food. Do not eat corn chips, crackers, and other snack foods.

Eggs contain a lot of cholesterol (275 mg per egg), yet studies reveal that, in most people, they do not appreciably raise cholesterol levels.

Eat more fruit and beans. Both have pectin, which surrounds cholesterol and takes it out of the body. Pectin is in all kinds of beans and fruit. Carrots also help lower cholesterol, because of their pectin content. Cabbage, broccoli, and onions also have calcium pectate.

Oat bran lowers cholesterol in the same way that pectin does it. Make oat bran muffins, and eat one or two every day. Oatmeal is also effective.

You need 6 grams of soluble fiber every day. Corn and wheat bran are also useful.

Fresh garlic lowers cholesterol, but not cooked or deodorized garlic. It is said that Kyolic may also lower cholesterol.

Psyllium seed also lowers cholesterol.

Exercise does it too. Vigorous exercise raise HDL and lowers LDL levels.

Do not drink coffee, use tobacco, or drink. Avoid drugs of all kinds.

Here are other things found to lower cholesterol: barley, spirulina, lemongrass oil, and activated charcoal.

Vitamins C, E, and niacin also lower cholesterol, along with calcium.

ENCOURAGEMENT—We are to love God not only with mind and heart, but with the strength also. We are to treat our bodies carefully, for we belong to God.

PHLEBITIS AND THROMBOPHLEBITIS (Milk Leg)

SYMPTOMS—*Phlebitis*: Reddening and cord-like swelling of the vein, increased pulse rate, slight fever, and pain accompanying movement of the afflicted area.

Superficial thrombophlebitis: The affected vein can be felt and feels harder than normal veins. It may appear as a reddish line under the skin, possibly accompanied by pain, localized swelling, and tender to the touch.

Deep thrombophlebitis: Pain, warmth, and swelling, with possible bluish discoloration of the skin of the limb it is in. Sometimes there is fever and chills. The pain frequently feels like a deep soreness that intensifies when standing or walking, and lessens when sitting or, especially, when the legs are elevated. Very often the deep vein in the thigh is involved.

CAUSES—*Phlebitis* is the inflammation of a vein wall, usually occurs in the legs, and occurs more often in women than men. It can be a complication of [varicose veins](#) (*which see*). It can be caused by childbirth, infections resulting from injuries to the veins, and operations. Infections in the legs, feet, and toes must be given immediate attention (especially if a fungal origin is involved).

There are two types of *thrombophlebitis*. The first is *superficial thrombophlebitis*, which affects a subcutaneous vein near the surface of the skin. This is generally not serious and many experience it. But if there is widespread vein involvement, the lymphatic vessels may also become inflamed, and fluids may collect.

The superficial type can result from infection, lack of exercise, standing for long periods, infection, and intravenous drug use.

Obesity, varicose veins, pregnancy, allergies, environmental chemicals, injury, and smoking can increase the risk.

Deep thrombophlebitis, also known as deep venous thrombosis (DVT), is more serious. It affects muscular veins far below the surface, which are much larger, and can often come after confinement. The reduced blood flow can produce chronic venous insufficiency, evinced by pigmentation, skin rash, or ulceration. But sometimes there are no symptoms. The risk of DVT rapidly increases after the age of 40, and triples with the passing of each decade after it.

Even though the person remains in bed until the swelling subsides, it will return slightly when he gets out of bed. Very little standing or exercise should be permitted while any swelling persists.

If the opening in the vein, in the thigh, is narrowed too much by the phlebitis (and nearly always if it is entirely clogged), varicose veins will appear lower down on the leg.

Blood Clots: Blood clots can be very dangerous. The origin of a clot is generally unknown. But it can form, following an injury to the inside lining of a blood vessel. This initiates clotting, which is part of the repair process. Blood platelets clump together to protect the injured area. Fibrinogen arrives and entraps blood cells, plasma, and more platelets, which make a blood clot to protect the weakened wall.

If a clot forms, it can break off and travel to a vital organ. Massage or rubbing may cause part of the clot to be dislodged and pass to other parts of the body, especially the lungs, causing serious damage or death. If there is any possibility that the person might have blood clots, he should not receive massage.

TREATMENT—

- If a swollen, painful vein does not disappear within 2 weeks, consult a physician.
- Include niacin in the diet. This B vitamin helps prevent clotting. Vitamin C helps strengthen the walls of veins and arteries. Vitamin E dilates blood vessels, reducing the formation of varicose veins and phlebitis.
- Eat a good nourishing diet of fruits, vegetables, raw nuts, seeds, legumes, and whole grains.
- Do not eat fried, salty, processed foods; dairy products; or hydrogenated vegetable oils. Do not eat meat.
- A high-protein diet increases blood-clotting factors.
- Use enough fiber in the diet, so you do not have to strain at the stool. Straining increases venous pressure on the legs.
- Maintain a low-fat diet and drink enough water.
- It is now known that food allergies can be involved. Search them out and eliminate them.
- Get regular moderate exercise. This is important. Walking is the best. Regular exercise increases the body's ability to dissolve clots.
- Avoid dangling the feet. Pressure against the popliteal vessels may cause obstruction of blood flow. Do not cross your legs.
- Deep breathing or singing helps empty out the large veins, thus increasing venous circulation.

- Quit tobacco. If you smoke, and seem to keep having recurring phlebitis, you may have [Buerger's disease](#) (*which see*). Its symptoms are severe pain and blood clots, usually in the legs. Smoking constricts the blood vessels.
- Superficial phlebitis inflammation generally is reduced within 7-10 days, but it may be 3-6 weeks for the problem to be entirely gone. It can be treated by elevating the leg and applying warm, moist heat to the area. It is not necessary to rest in bed; but, every so often, rest with the leg 6-10 inches above the heart. This speeds the healing process.
- Take alternating hot and cold sitz baths or apply alternating hot and cold compresses.
- Lie on a slant board with your feet higher than your head for 15 minutes a day, especially if you stand on your feet a lot.
- Do not wear anything tight about the waist, or bands on the legs.
- If you have to travel a distance by car, stop and walk around every so often. Do not let the circulation become sluggish. When it enters a low-flow state, that can lead to a clot.
- Beware of "economy class syndrome." A remarkable number of people who fly in the cramped economy class seats of jets develop thrombophlebitis. You are confined to your seat more on planes than in cars or boats. So request an aisle seat and get up every 30 minutes and walk up and down the aisles.
- Wherever you may be, do not sit more than an hour at a time, without getting up and walking around.
- Better yet, every hour exercise the legs for 2 minutes, as if you are riding a bike (lifting the legs), and breathe deep, in and out, 15 times.
- Walking barefoot improves venous blood flow.
- If they help you feel better, use elastic stockings (antiembolism stockings).
- Do not squat (sit back on your heels), except momentarily.
- If you have a history of phlebitis or blood clots, do not take the birth control pill. It will increase the likelihood of deep vein thrombophlebitis by 3-4 times.
- Once you have had phlebitis, or clots of any type, you can have it again. Surgery or prolonged bed rests increase the likelihood that you will have another attack. Keep that in

mind when you consider elective surgery.

- Fasting decreases blood coagulation, and can be beneficial when needed.
- If you have to lie in bed for a time, move your legs every so often, to increase circulation. Elevate the foot of your bed several inches, to reduce venous pressure in your legs. This also reduces edema and pain. Do not use pillows under the legs, for doing so elevates the knee above the digestive organs and reduces circulation.

—Also see "[Varicose Veins](#)."

ENCOURAGEMENT—Thank God every day for the many blessings you have. Determine that you will remain true to Him. By His enabling grace, resist temptations and obey His moral law.

VARICOSE VEINS

SYMPTOMS—Visibly distended veins. There may be aching or tiredness, a feeling of fullness in the limbs. The skin may have a tense or burning sensation. Muscle cramps may occur, especially at night. Hemorrhage under the skin may cause the skin to discolor (light brown to bluish). Veins may be abnormally large, bulging, and lumpy looking.

CAUSES—The valves of the veins no longer function properly. They become stretched from excess pressure. The deep veins are surrounded by muscles which keep them in shape. But those close to the surface (saphenous veins) are ones which develop these problems.

Contraceptive medications can induce varicose veins, as well as hormonal vasodilation just prior to menstruation. They can occur during pregnancy (especially during the first 3 months).

Straining at the stool, because of the lack of dietary fiber, causes constipation and can result in varicose veins, diverticulosis, hemorrhoids, phlebitis, and hiatus hernia.

TREATMENT—

- Follow the lengthy suggestions given under "[Phlebitis and Thrombophlebitis](#)."

ENCOURAGEMENT—God does not accept men because of their capabilities, but because they seek His face, desiring His help. God sees not as man sees. He judges not from appearances, but He searches

the heart. Only with His help can you have purity of life, and this you must do.



**ENCYCLOPEDIA
INDEX PAGE**

Section 8

Cardiovascular

Part 3

Blood

POOR CIRCULATION AND CHILLS

SYMPTOMS—Cold hands and feet, and numb tingling fingers and toes. A general sense of chilliness when others are warm.

CAUSES—Poor circulation can be caused by cardiovascular disease, low thyroid, and vitamin E deficiency.

TREATMENT—

- Improvement of a [hypothyroidism](#) condition (*which see*).
- Take 800-1,200 IU of vitamin E daily. Take vitamin C to bowel tolerance. Also needed: niacin, RNA, and folic acid.
- Purifying the blood stream will help in restoring proper circulation. This would include enemas or colonics, juice fasting for a day or two, followed by a nourishing diet.
- Do not eat meat; fatty, processed, or junk foods. Do not eat cheese.
- Take cool morning showers or alternating hot and cold showers for 5 minutes morning and evening. Exercise afterward and make sure you are warm. If you are not warm afterward, you did not gain.
- Exercise outdoors and practice deep breathing.
- Drink red clover, sassafras, and burdock teas in order to clean the blood.

- Other helpful herbs include ginkgo, hawthorn, lily-of-the-valley, lavender, rosemary, scotch pine, and cayenne.

—Also see "[Chills](#)."

ENCOURAGEMENT—No sooner does a child of God approach the mercy seat in the Sanctuary in heaven, where Jesus is, than he is received. Pray, earnestly pray, for the help that you so much need. God loves you and will answer your prayers in the very best way.

ANEMIA—1 (Simple Anemia, Iron Anemia)

SYMPTOMS—Easy tiring, dizziness, headache, rapid heart rate, shortness of breath or exertion, and pale skin, nails, and lips. There is a sensitivity to cold, poor appetite, and cravings for clay, ice, or starch.

CAUSES—There are several types of anemia (simple, pernicious, sickle cell, folic acid, copper, etc.) This article will deal only with simple anemia.

Millions of people are anemic. The cause is usually a reduction in the number of red blood cells, or the amount of hemoglobin, in the blood. In either case, not enough oxygen is carried throughout the body.

Iron deficiency anemia is the most common type of anemia, and occurs when there is not enough iron in the body.

This can occur when the body is not absorbing enough iron from the food, during chronic blood loss, pregnancy, menstruation, hemorrhoids or ulcers, diverticular disease, liver damage, surgery, repeated pregnancies, periods of rapid growth, and aging.

Infections, hemorrhage, and nutritional deficiencies can also cause it.

Infants and young children on a milk diet, without minerals and essential fatty acids, are prone to anemia.

Red blood cells are called erythrocytes, and are tiny discs which are concave on both sides. These cells contain hemoglobin, which is bright red because of the iron in it. About 60-70% of the iron in your body is in the hemoglobin in your blood. (About 30-35% of the iron is stored in the liver.) There are more red blood cells (RBCs) in the blood than elsewhere. The percentage of RBCs in the blood is called the hematocrit. The primary function of the RBCs is to carry oxygen to the cells.

Following birth, the bone marrow of the infant, child, and adult makes the red blood cells. Aging causes RBC formation to lessen. An average RBC wears out in 120 days or less, so your body must keep making more.

TREATMENT—

- Eat at least 1 tbsp. of blackstrap molasses each day (1 tsp. for a child). This is the richest source of food iron.
- Avoid milk and other dairy products, since these decrease iron absorption from other foods.
- Avoid these oxalic acid foods which include spinach, sorrel, Swiss chard, chocolate, cocoa, and soda. Almonds, cashews, and most nuts and beans also have some. Broccoli, lettuce, and tomatoes help iron regeneration.
- Never eat rhubarb; it is extremely high in oxalic acid.
- Avoid spicy foods, tea, or coffee. They decrease absorption. Do not smoke, and avoid second-hand smoke.
- Bran tends to link with iron and carry it out in the stool. (However, you may need bran to prevent other physical problems far worse than a mild case of simple anemia.) Whole wheat flour and oatmeal are effective in increasing hemoglobin regeneration.
- Orange juice increases iron absorption.
- There should be sufficient stomach acid to absorb the minerals. If there is not, take some lemon juice.
- Yeast and wheat germ are high in iron. Similar foods include beets, beet greens, cabbage, whole grains, celery, parsley, cherries, dates, figs, and pears.
- Do not take calcium, vitamin E, or zinc at the same time as iron supplements. They interfere with each other's absorption.
- Use a diet high in fresh, raw fruits and vegetables, which are high in vitamin C (which is necessary for iron absorption).
- Omitting sugar increases iron absorption.

- Bananas are moderately helpful in increasing iron absorption.
- Many medicinal drugs destroy vitamin E and cause anemia. Some insecticides destroy bone marrow, so new blood cells cannot be made.
- Do not use food additives or artificial sweeteners.
- It is said that cooking food in iron pots increases the iron content of the food.
- Water from deep wells has more iron than city water.
- Exercise stimulates the production of blood.
- Short, cold baths increase blood production and circulation.
- A cold mitten friction is a useful way to increase metabolism and blood production.
- Have a complete blood test taken, so you will be certain whether or not you have iron anemia. Too much iron can damage the heart, liver, pancreas, and immune cells' activity. It has also been linked to cancer. If you do not need them, avoid iron supplements.
- Ferrous sulfate and other iron compounds are often given to reduce anemia, but they definitely have toxic effects which you should be aware of:

They destroy carotene and vitamins A, C, and E. They increase the need of the body for oxygen and damage unsaturated fatty acids. They also damage the liver, especially when the person has a poor appetite and is not eating very much.

- Iron salts taken during pregnancy are especially dangerous! They can increase the fetus' need for oxygen, induce miscarriage or premature and postmature births. Some infants have malformations or mental deficiencies because their mothers took iron supplements before birth.
- Normal people do not need iron supplementation, for there is lots of iron in most real (real) food. The iron in unrefined food is never toxic. All iron supplements cause stomach or intestinal irritation.
- Those who are anemic tend to have sore mouths or tongues, generally have poor blood circulation, and are cold. They need special care in regard to these matters.

—Also see "[Anemia—2](#)," "[Chlorosis](#)," and "[Pernicious Anemia](#)."

ENCOURAGEMENT—We are to have a spirit of pity and compassion toward those who have trespassed against us. Pray for them, that they may come to Jesus. Unselfish ministry is the hallmark of the genuine Christian.

ANEMIA—2 (J.H. Kellogg, M.D., Formulas)

INCREASE BLOOD-MAKING PROCESS—Graduated cold applications. The Radiant Heat Bath is especially valuable as a means of heating before giving the general cold applications; aseptic dietary, a nourishing diet; rest in bed, if he is emaciated; out-of-door life; cold-air baths; sunbaths; sea bathing; massage; oxygen inhalation.

GENERAL METHOD—Cold water is the most valuable of all measures in treating anemia. Apply twice daily, graduating carefully. Autointoxication, arising from dilation or prolapse of the stomach or chronic constipation, is often an important factor.

—Also see "[Anemia—1.](#)"

CHLOROSIS (Green Sickness, type of anemia) (J.H. Kellogg, M.D., Formulas)

Chlorosis is a form of anemia in adolescent girls, generally due to faulty diet during puberty. It is also called "green sickness."

CORRECT ENTEROPTOSIS—Abdominal supporter; abdominal massage; corrective exercises; Cold Douche to abdomen.

INCREASE VITAL RESISTANCE—General graduated cold procedures (Tonic Frictions) twice daily.

COMBAT AUTOINTOXICATION—Aseptic diet; sweating bath (Hot Full Bath) to begin perspiration, Radiant Heat Bath or sunbath, followed by short cold application.

VASOMOTOR SPASM—General Revulsive Douche; Alternate Full Bath at 105⁰-110⁰F., 30 seconds, and then into one at 80⁰-90⁰ F., for 15 seconds; simultaneous Revulsive Douche.

VISCERAL ANEMIAS—Douches to visceral (trunk) areas; Alternate Douche or Revulsive Douche, with short percussion for either; Alternate Compress over the afflicted part, followed by a well-protected Heating Compress; protected (plastic covered) Hot Abdominal Pack at night; Cool Enema at 75⁰-68⁰ F., 1-3 pints, daily.

—Also see "[Anemia—1.](#)"

PERNICIOUS ANEMIA

SYMPTOMS—Weakness, slight yellowing of the skin, tingling of the extremities, and gastrointestinal disturbances causing a sore tongue. There can be partial loss of coordination of the fingers, feet, and legs. Some nerve deterioration may occur. Diarrhea and loss of appetite may also be present.

CAUSES—Pernicious anemia is caused by a deficiency of vitamin B₁₂. This is a severe form of anemia in which the bone marrow fails to produce mature red blood cells.

The stomach has to be able to produce what is known as "intrinsic factor," in order for vitamin B₁₂ to be absorbed by the intestines.

Pernicious anemia rarely occurs under the age of 30, but it becomes more common with age.

Without treatment, pernicious anemia may be fatal.

TREATMENT—

- Take 50-100 mcg injections of vitamin B₁₂.
- Eat a highly nutritious diet, rich in protein, calcium, vitamins C, E, and iron.

- Take supplements of the entire B complex, to aid in B₁₂ absorption.
- (Important exception: Folic acid should not be taken in amounts greater than 0.1 mg daily.) Folic acid has the effect of concealing the symptoms of pernicious anemia, permitting the unseen destruction of the nervous system to continue until irreparable damage has occurred.
- There should be sufficient stomach acid to absorb the minerals. If there is not, take some lemon juice.

—Also see "[Anemia—1.](#)"

ENCOURAGEMENT—A lamp, however small, if kept steadily burning, may be the means of lighting many other lamps. Our sphere of influence may seem narrow, our ability small, our opportunities few, yet God can work through us to help many others.

BLEEDING, EXTERNAL

SYMPTOMS—Bleeding from a surface wound.

CAUSES—When a blood vessel is cut, bleeding (external bleeding) or hemorrhage (bleeding from internally) begins. If an artery is cut, the blood spurts and flows fast, and is usually bright red. If a vein is cut, the blood is darker and flows more constantly and slowly.

TREATMENT—

- When external cuts are bleeding, cover the cut with powdered cayenne, and it will stop the bleeding immediately. When an artery or vein is severed, apply powdered cayenne immediately. Then apply direct pressure, seek a physician, or go to a hospital.

—Also see "[Wounds.](#)"

ENCOURAGEMENT—True happiness does not consist in the possession of wealth or position, but in the possession of a pure, clean heart, cleansed by obedience to the Word of God. How thankful we can be that God can enable us to obey His laws and resist temptation to sin.

HEMORRHAGE

SYMPTOMS AND CAUSES—Bleeding in the stool, which indicates stomach ulcers (black blood stool), ulcerative colitis (bloody mucus in stool), colon cancer (bloody mucus in the stool), and hemorrhoids (bright red blood).

Coughing blood indicates lung cancer and tuberculosis.

—Also see "[*Peptic Ulcers*](#)," "[*Colitis*](#)," "[*Cancer*](#)," "[*Hemorrhoids*](#)," "[*Tuberculosis*](#)," "[*Nosebleed*](#)," and "[*Menstrual Disorders*](#)," etc.

ENCOURAGEMENT—The consciousness that you are doing those things which God can approve will make you strong in His strength; and, by copying Christ the great Pattern, you may be able to be the blessing He intends for you to be in this world.

HEMOPHILIA

SYMPTOMS—When a wound occurs, blood does not clot normally.

Early warning signs of internal bleeding include a bubbling or tingling sensation or a feeling of warmth, tightness, or stiffness in the hemorrhaging area.

Headache, confusion, drowsiness, or a blow to the head may indicate bleeding in the head.

If your hemophiliac child cries for no apparent reason, refuses to walk, use his arm or leg, or seems to have a swelling or unusual bruising, go to an emergency room.

CAUSES—Hemophilia is hereditary. It primarily affects males and is passed down through females (who are carriers). Children of carriers have a 50% chance of inheriting the defective gene. If they inherit it, the boys will be hemophiliacs, and the girls will be carriers. The sons of hemophiliacs will not give the problem to their sons, but the daughters will always be carriers.

As many as two-thirds of all hemophiliacs, in America, have HIV. They contracted it from contaminated

blood transfusion sources. About 450 babies are born with hemophilia each year.

The blood of hemophiliacs does not clot properly, but minor bleeding is not serious. It is internal bleeding that can be fatal, if not treated.

Bleeding frequently occurs in the knees, which causes painful swelling. Repeated swelling destroys the knee cartilage and results in a permanently stiff knee (called hemophiliac arthritis). Other joints can also be affected. Other body parts, including the brain, can also be affected by internal bleeding.

TREATMENT—

- Eat a diet high in vitamin K. Foods rich in K and other essential clotting factors include alfalfa, broccoli, egg yolks, kale, and all green leafy vegetables. Green drinks are also good for K and other essential clotting.
- The hemophiliac is given blood transfusions periodically to provide the missing blood factors.

ENCOURAGEMENT—To go forward without stumbling, we must have the assurance that a hand all-powerful will hold us up and an infinite pity be exercised toward us if we fall. God alone can, at all times, hear our cry for help.

BLOOD POISONING (Septicemia)

SYMPTOMS—Swelling, severe localized pain, discoloration, red streaks from the wound up the veins toward the heart, and sores that do not heal.

CAUSES—Whenever a sore, cut, or abrasion becomes red and infected, it could produce blood poisoning.

TREATMENT—

- Apply two hot fomentations and then one cold towel over the affected area. Continue this alternate application until the red lines disappear.
- Apply a poultice of lemons or charcoal. Or crush one or more of the herbs listed later in this article.

- Take a high enema.
- Drink as many cups of echinacea tea a day as possible.
- Keep the temperature evenly warm, have enough air, and give a little cayenne in water when he feels chilly.
- Drink charcoal water.
- Wash wound thoroughly with boric solution. If discharge from the wound is thin, apply powdered 50-50 myrrh and goldenseal directly to the wound.
- Go on a cleansing program of juice fasting for a time, followed by rebuilding on a good, nourishing diet.
- Drink tea of chickweed, plantain, goldenseal, and myrrh.

ENCOURAGEMENT—It is a solemn thought that the removal of one safeguard from the conscience, the failure to fulfill one duty, the formation of one wrong habit, may result not only in our own ruin, but in the ruin of another.



**ENCYCLOPEDIA
INDEX PAGE**

Section 9

Nervous-Mental

Part 1

Miscellaneous

INSOMNIA—1 (Sleeplessness; Sleep Apnea)

SYMPTOMS—Inability to get to sleep, night after night.

CAUSES—If it only happens once in a while, it is sleeplessness; if it happens for weeks or months, it is insomnia. (Sleep apnea will be discussed later in this article.) It is said that 100 million Americans have insomnia, to one degree or another, and take 600 tons of sleeping pills each year to avoid it. About seven times as many women as men experience the problem. Sleeping pills are second only to aspirin sales in the U.S.

Side effects from sleeping pills includes anxiety, depression, skin rashes, irritability, loss of appetite, poor coordination, digestive disturbances, difficulty with vision, confusion, dizziness, high blood pressure, circulatory and respiration disorders, breakdown of parts of the blood (such as the white blood cells which fight infection), damage to the central nervous system, memory problems, and liver and kidney damage.

The experts tell us that, if you go to bed on time, have a current of fresh air in the room, and lay there quietly—you will get enough rest even though you do not seem to fall asleep as quickly as you might wish. Many people who report not getting to sleep at night actually slept quite a bit without realizing it.

Many people have a hard time getting to sleep at night because of [*restless leg syndrome*](#) (which see). These people are awakened by legs which twitch or kick.

There are others who experience *sleep apnea*. This occurs when the person, while asleep, stops breathing for as long as two minutes at a time. He then gasps for breath and may awaken. This can happen as many as 200 times at night. Those with sleep apnea tend to have higher than normal blood pressure, are more likely to have strokes, and are at greater risk of heart disease. These people also have a higher incidence of emotional and psychotic problems.

Overeating, eating too close to bedtime, and eating bad food can produce sleeplessness or insomnia. Systemic disorders in the heart, liver, kidneys, pancreas, lungs, digestive organs, endocrines, and brain can all affect sleep.

TREATMENT—

- A lack of calcium and magnesium can cause you to wake up after a few hours and be unable to return to sleep.
- Eat nutritious food, and let breakfast and lunch be your main meals. Only eat lightly in the evening, and several hours before bedtime.
- Foods with the amino acid, tryptophane, promotes sleep. These include figs, dates, and whole grain crackers.
- Avoid cheese, bacon, chocolate, ham, sausage, and wine before bedtime. Better yet, keep those junk foods entirely out of your diet. Do not eat eggplant, sauerkraut, potatoes, sugar, spinach, or tomatoes before retiring. All the foods in this paragraph contain tyramine, which increases the release of norepinephrine, a brain stimulant.
- Other foods which keep people awake include fatty foods, sugar, white flour, salt, monosodium glutamate (MSG), chemical preservatives, additives, and allergenic foods.
- Obtain enough exercise during the day, with some of it being out-of-doors. Exercise regularly in the late afternoon or early evening, but not right before bedtime.
- Before bedtime go outside and walk around quietly in the fresh air for 30 to 45 minutes.
- Take a hot bath (not a shower) an hour or two before bedtime.
- Some people need to have the bedroom quiet. Others need some sound to mask background noise. In such cases, have a fan turned on.
- Trust in God. He promises to give His beloved rest.
- Regularity in your habits is important. This is vital to good sleep. Always go to bed at the same time, and get up at a definite time. The body has normal rhythmic cycles. People with regular habits have faster reaction time and are happier than those with irregular sleeping times. Getting up each morning at the right time will help you go to sleep at the right time each night. Sleeping in, on weekends, disrupts the biological clock. If you want sleep problems, stay up late every so often.

- For some people, daytime naps make it more difficult to sleep at night. But, for some older people, a little rest before mealtime during the day helps them, so that any sleeplessness at night never fatigues them.
- If you cannot sleep, you can just lay there, relax, and rest. This is nearly as good as sleep.
- Or you can get up and do something quietly and calmly for a short time—and then go back to bed and to sleep. One excellent method is to go outside and breath the fresh air, look up at the stars, breath some more fresh air—and then go back to bed and to sleep.
- If you are wakeful one night, do not nap the next day, and you will be more likely to go right to sleep that night.
- Go to bed early when you are sleepy.
- Some take melatonin or calcium to help them go to sleep. These are both natural and safe aids in promoting sleep.
- The room temperature should be 60°-65° F. If the room is too warm, you are more likely to move about more and awaken more frequently. The problem is a lack of air.
- If you want a restful night's sleep, make sure a little current of air is passing through your room, even in the winter. But you cannot sleep well when it is stuffy.
- Do not take sleeping pills. They have pain relievers, bromides, antihistamines, and/or scopolamine. These are ineffective and produce unpleasant side effects.
- Alcohol, barbiturates, and hypnotics do not solve the sleep problem, but worsen it. Alcohol disrupts sleep later in the night. Nicotine appears to be calming, but it is actually a neuro-stimulant.
- Do not take caffeine substances after lunch.
- Do not take nasal decongestants and other cold medications. They stimulate many people and keep them from getting to sleep.
- [*Restless leg syndrome*](#) (which see) can be a problem. Calcium, potassium, magnesium, and zinc supplements help eliminate that problem. In addition, make sure you are not anemic. (See [anemia](#)).

- Studies reveal that, in countries where people regularly nap during the day, there are less accidents, and productivity is higher. The important factor here is consistency. Be regular in your hours for sleep at night. If you nap during the day, be regular in that. If you nap, generally keep your naps short—less than an hour at a time.
- Herbal teas which help increase sleepiness include hop tea, catnip, and chamomile. But do not rely on herb tea, to help get you to sleep every night.
- Make sure you have a good mattress to sleep on.
- Keep your thoughts heavenward, and you will find it much easier to go to sleep at night.

—Also see "[Insomnia—2](#)."

ENCOURAGEMENT—Every faculty with which the Creator has endowed us should be cultivated to the highest degree of perfection, that we may be able to do the greatest amount of good of which we are capable.

INSOMNIA—2 (J.H. Kellogg, M.D., Formulas)

TO RELIEVE BRAIN CONGESTION—Neutral Douche, 3-5 minutes at bedtime; Cold Douche; Hot Leg Bath; Footbath under running water; heating Wet Sheet Pack, followed by Wet Sheet Rub; Hot Abdominal Pack, warmly covered and protected with plastic; heating Leg Pack; dry heat to the legs and feet; Hot Leg Pack followed by Cold Mitten Friction to the legs; Heating Compress to legs or Leg Pack at bedtime, to be prolonged during the night; Hot Abdominal Pack and Leg Pack through the night; Revulsive Douche to the legs at 102° F. for 2 minutes, then 60° F. for 15 seconds; Neutral Douche, 3-5 minutes; downward stroking of head and neck [to eliminate phlegm and aid lymph flow].

RELIEVE IRRITABILITY OF THE BRAIN CELLS—Prolonged Neutral Bath at bedtime; neutral Wet Sheet Pack; Enema, if constipation or flatulence are present.

IRRITABILITY OF SOLAR PLEXUS OR LOWER BACK NERVES—Abdominal Fomentation followed by abdominal Heating Compress, changing every 6 hours. Avoid eating anything but fruits after 4 p.m. Copious water drinking. Colonic, especially if the bowels are inactive, as constipation is a frequent cause of insomnia by producing irritation of the abdominal sympathetic nerves.

EXCESSIVE CARDIAC ACTIVITY—Ice Bag over heart.

FIDGETINESS OR RESTLESSNESS—Warm Pail Pour to spine, at 95°-98° F. Tepid Sponging; rubbing of limbs; rubbing of spine; massage of head.

GENERAL IRRITABILITY—Neutral Wet Sheet Pack; Neutral Full Bath; Neutral fan Douche or Shower, for 2-4 minutes.

GENERAL METHOD—There may be said to be three forms of insomnia: Sleeplessness may be due to (1) congestion of the brain, (2) irritability of the brain cells, or (3) a combination of these two conditions. Here is how to go to sleep: (1) Come to God, and in peace of heart, trust in Him. (2) Relax and let your mind rest; do not try to problem-solve, you just gave them all to Jesus. (3) Check the temperature and air; it is more difficult to go to sleep in a room that is too hot, too cold, too drafty, or one lacking fresh air. (4) With your nerves and muscles relaxed and cheerful in the thought of Jesus' love, concentrate on breathing slightly deeper, and go to sleep.

—Also see "[Insomnia—1](#)."

VERTIGO (Dizziness)

SYMPTOMS—Dizziness, faintness, or light-headedness. The person may feel that he is falling or sinking or that the room is moving around him, sometimes even spinning. This sensation is usually accompanied by nausea, vomiting, perspiration, headache, or hearing loss.

CAUSES—Vertigo is caused by an impaired sense of balance and equilibrium, and is generally due to an inner ear problem. Older people have it more often than those younger.

If the original cause is concussion, skull fracture, or injuring the inner ear, the dizziness may occur long after the injury supposedly healed.

Other causes are anemia, brain tumors, high or low blood pressure, psychological stress, lack of oxygen or glucose in the blood, nutritional deficiencies, viral infection, fever, changes in atmospheric pressure, the use of certain drugs, middle ear infections, excess wax in the ear, or blockage of the ear canal or eustachian tube.

Lower oxygen levels at higher altitudes can also cause it. Another cause is vitamin B₆ and niacin deficiency.

You can expect that you may temporarily experience it if you engage in certain activities, such as amusement park rides, sailing, or virtual reality games.

Be aware that dizziness can be a warning sign of a coming heart attack or stroke. It can also be an indication that a concussion has just occurred.

Dizziness is not the same as vertigo. From time to time, anyone can experience some dizziness or faintness. Those with low-blood pressure will frequently experience this when standing up suddenly.

TREATMENT—

- Immediately, sit in a chair with your feet flat on the floor and stare at a fixed object for a few minutes.
- But, if the cause is low-blood pressure, lower your head while the blood gets up there.
- Eat a nutritious diet, including niacin, B₆, and the entire B complex—including B₁, B₂, and pantothenic acid. Vitamin C is also important.
- Do not take over 2,000 mg of total sodium per day. Too much sodium disrupts the operation of the inner ear.
- Take powdered peppercorns.
- Avoid nicotine, caffeine, alcohol, and fried foods.
- Catnip tea will help.
- If vertigo begins after taking some new drug, stop using it immediately.
- If vertigo seems to be chronic, search out the causes. You may need professional help.

—Also see "[*Motion Sickness.*](#)"

ENCOURAGEMENT—When you live a life dedicated to helping others, yours is a life full of satisfaction and happiness. This is the will of God for you, even your sanctification. Obey God's laws, and find ways to bless others, and you will best fulfill your earthly probationary life.

NEURASTHENIA—1 (Nervous Exhaustion)

SYMPTOMS—The symptoms vary greatly. Most frequently there is easy fatigue, a sense of great weariness after slight exertion, or inability to perform a normal amount of mental or physical labor.

There may be mental depression, impaired memory, and inability to concentrate. There may be a sense of fullness, pressure, or pain in the head.

Pains in the neck, shoulders, back, and limbs. Tender spots on the spine.

Dizziness, ringing in the ears, attacks of palpitation and distress about the heart.

Cold feet, clammy hands, hot flashes about the head.

There is generally constipation, a disturbed digestion, and sleeplessness.

CAUSES AND TREATMENT—

- A variety of causes may, and probably are, involved. For example, the person may be hypothyroid and fears to exert himself. Yet vigorous, out-of-door activity is probably what he needs, along with fresh air, sunlight, and nourishing food.
- The orthodox approach is to prescribe rest and quiet. But it may be that getting outside and walking around is a better solution during part of the day. Find someone who needs help.
- Start taking on small challenges, and then expand them. Begin by washing the dishes and sweeping the floor. Do something useful, and thank God that you can.
- Eat nourishing food—and nothing else. Include niacin and the entire B complex. Do not eat between meals. Chew your food well. Do not overeat. Do not go on binges.
- Stop consuming all fried, processed, and junk food and drink. Stop alcohol, tobacco, caffeine, and hard medicinal drugs. Avoid chemicals in the food, air, and water.
- Take a cool shower; jump out and dry off in the cooler air.
- Run down the road a few yards. Go in and lay down and rest. Go outside and run again. Keep pushing yourself, and get yourself built up.

- Avoid enervation. Think positive. Be thankful for what you have and what you can do.

—Also see "[Neurasthenia—2.](#)"

ENCOURAGEMENT—God gives us strength and time to build characters which He can improve. By the enabling grace of Christ, put away sin from your life and live to bless others.

NEURASTHENIA—2 (J.H. Kellogg, M.D., Formulas)

NOTE—Neurasthenia (nervous exhaustion) is not a distinct pathological entity, but a group of symptoms due to various etiological influences and connected with various morbid states.

BASIC ASPECTS—Rest cure for those who have been overworked, nervously and physically, and for those who are mentally and nervously tired.

COMBAT AUTOINTOXICATION—Aseptic diet; fruit diet; daily Neutral Baths 1-3 hours; sweating procedures of short duration (3-6 minutes), followed by suitable cold applications; Hot Enema daily; copious water drinking; out-of-door life.

COMBAT EXHAUSTION—Rest for the overworked. Improve digestion, in cases of starved dyspeptics, by appropriate measures. Tonic cold applications carefully graduated; especially Percussion Douche to spine.

CHECK EXHAUSTING DISCHARGES—Apply appropriate measures. See under "[Leukorrhoea,](#)" and "[Spermatorrhea.](#)"

RELIEVE REFLEX IRRITATION—If sexual, rectal, prostatic, or urethral irritation, employ Revulsive Sitz Bath, Prolonged Neutral Sitz Bath, Hot Footbath, Hot Pack over pelvis. For ovarian irritation, in addition to above, hot vaginal irrigation for 15-20 minutes.

IRRITATION OF SOLAR PLEXUS AND SYMPATHETIC NERVES—Fomentation over abdomen 3 times daily; during intervals, Heating Compress; abdominal supporter.

IMPROVE GENERAL NERVE TONE—Graduated cold applications. The Cold percussion Douche to spine is the most efficient of all measures; general Cold Douche; very Hot Douche at 110⁰ F. for 30

seconds, followed by Graduated or Cold Douche.

HEADACHE—Hot and Cold Compress; Revulsive Compress; to spinal area, give Alternate Compress or Sponging; Hot Footbath; Footbath under running water.

FRONTAL HEADACHE—Revulsive Compress to forehead and eyes; Hot and Cold Truck Pack; derivative applications to feet and legs.

CONGESTIVE HEADACHE—Ice Bag to back of head and Cold Compress to face; Ice Collar; Hot and Cold Compress to head; Hot Footbath; Hot Leg Pack; Heating Compress to legs; Cold Footbath under running water; Alternate Footbath; and wear felt shoes.

OCCIPITAL HEADACHE [on back of head]—Hot Compress or Sponging to upper spine and occipital region. Revulsive Compress; Hot and Cold Compress to head. [The occipital region is the area around the bump on the back of your head].

NERVOUS HEADACHE—Fomentation to seat of pain, with simultaneous Hot Footbath; Daily Cold Enema to relieve constipation if present; special attention to the diet; a dry aseptic diet is indicated, avoiding milk.

SENSATION OF BAND AROUND HEAD—Hot Sponging or Hot Compress; Alternate Sponging of neck and upper spine; massage to head.

SENSATION OF PRESSURE AT VERTEX [top of head]—Hot Footbath, Cold Compress to head; Ice Collar; sleep with head elevated; heat to feet and legs if cold.

PAIN IN EYES, INTOLERANCE TO LIGHT OR USE OF IN READING—Light Fomentation over eyes and forehead, but never over naked eyeball: Close eyelids and lay gauze or thin, dry cotton cloth over it, beneath the Fomentation; protect eyes from bright light; facial massage and massage to eye. An oculist should be consulted, for eyeglasses may be needed, temporarily or permanently.

BACKACHE—Fomentation to abdomen, Hot Abdominal Pack, abdominal supporter, Alternate Spinal Sponging or Alternate Compress, Revulsive Douche to spine, Revulsive Sitz Bath.

VERTIGO—Fomentation to stomach, followed by Hot Abdominal Pack; bathing face or top of head with very hot water or Hot Compress for 2 minutes, followed by Cool Compress, 15 seconds; heat to back of neck in anemia of the brain.

ANOREXIA—Cold Hot Water Bottle over stomach for half an hour before meals, with Cold Compress or Cold Water Bottle to area, front and back, opposite stomach; Cold Mitten Friction or Cold Towel Rub.

MUSCULAR WEAKNESS, ESPECIALLY IN LEGS—Cold percussion Douche to spine; Alternate Douche to legs.

MENTAL DEPRESSION—Sweating Bath, followed by short general Cold Douche; Neutral Bath for 1 hour daily; Neutral Pack; Cold Percussion Douche to spine; Alternate Sponging to spine or Alternate Douche to spine.

FIDGETINESS—Fomentation to abdomen, followed by Hot Abdominal Pack; empty colon, if loaded, by Enema; abdominal supporter; Revulsive Sitz Bath; Neutral Pail Pour to spine.

DREAMS—Neutral Bath for half an hour before going to bed; Hot Abdominal Pack; evaporating head cap; elevate head of bed; avoid eating after 4 p.m., except fruit.

COLD EXTREMITIES—Revulsive Douche to legs and feet, followed by standing Shallow Bath; Fomentation to abdomen twice daily, followed by heating compress during the intervals between; Alternate Footbath; massage to feet and legs; Cold Mitten Friction.

GENERAL METHOD—While not recognizable as a distinct malady, it is convenient from a practical standpoint to consider neurasthenia (general exhaustion) as a disease. The tonic effects of cold water are essential in the treatment of neurasthenic conditions. The management of cold applications in such a way as to secure the tonic effects desirable without aggravating any of his symptoms is a problem which taxes, to the utmost, the skill and experience of the hydrotherapist. Special attention must be given to the digestion, improvement of nutrition, regulation of the bowels, and the relief of prominent and distressing symptoms by suitable palliative measures.

—Also see "[Neurasthenia—1.](#)"

CHOREA (Nervous Twitching) (J.H. Kellogg, M.D., Formulas)

BASIC FACTORS—Combat anemia and improve general nutrition by graduated tonic applications (Tonic Frictions); copious water drinking; large Enema or Colonic; Fomentation to abdomen morning and night; Heating Compress during intervals between. Secure mental quiet by isolation, if necessary. He should be kept in the open air as much as possible. Out-of-door life and rhythmical gymnastics are especially useful.

INSOMNIA—Prolonged Neutral Bath or Neutral Douche, Hot Abdominal Pack.

AGITATION—Neutral Pail Pour to spine, Wet Sheet Pack.

IRREGULAR MOVEMENTS—Neutral Pail Pour to spine, daily; prolonged Neutral Bath; special exercises.

ENDOCARDITIS—Ice Bags over the heart.

GENERAL METHOD—Improve the nerve tone by tonic measures and careful attention to nutrition. Train him to better mental and moral control and to combat choreic movements by systematic gymnastic training.



**ENCYCLOPEDIA
INDEX PAGE**

Section 9

Nervous-Mental

Part 2

Stress, Anxiety, Pain

STRESS AND ANXIETY (Nervousness)

SYMPTOMS—Depression, anxiety, irritability, chronic fatigue, low-stress tolerance, nervous exhaustion, unable to cope, insomnia, panic attacks, unable to relax, or diseases caused by immune problems.

Tightening of stomach muscles which causes nausea or digestive problems. Increases in blood pressure, sweaty palms, nervous twitches, tooth grinding, trembling when not cold. Tense muscles, especially shoulder muscles.

Poor concentration, cannot retain information, negative thoughts, loss of sense of humor, demanding attitude, critical attitude, or becoming withdrawn.

CAUSES—Here are a few of the many causes: deadlines, pressures, problems at home or work, special occasions, crowds, noise, pain, traffic, temperature extremes, overwork, lack of sleep, smoking, alcohol, a worrywart attitude.

Researchers estimate that stress is significant in 80% of all major illnesses, including cancer, back problems, endocrine, cardiovascular, skin, and infectious diseases.

The adrenals especially suffer from stress. This results in a lowering of the immune system's ability to protect you from infection and cancer. It also disrupts the function of your entire endocrine system.

Everyone experiences stress from time to time, but frequent stress is more serious. And long-term stress wears out the body.

Some people can handle stress better than others. Some individuals work in the emergency room at the hospital and thoroughly enjoy the excitement and challenge of every new crisis which comes along.

Others burn out and have to transfer out within a year.

TREATMENT—

Find out what your ongoing problems are and solve them. Problems are like a wall; you can go through them, go over them, or go around them. You go through a problem when you eliminate it. You surmount an immediate problem when you figure out a way to sidestep it and still do what is needed. You go around it when you learn to live with an ongoing situation you cannot solve. You stop worrying about it or letting it bother you, and turn your attention to other things.

Here are several basic suggestions:

- Think positive in every situation. See a good side to it, and learn to make the best of it. See it as an interesting challenge to solve difficulties. Trust in God to help you weather every crisis and carry on through to the end.

Think about something else for a time. That will help your brain to rest and your emotions to calm down. Gradually answers will come to mind.

- Counsel with a good friend. If it is a problem with your husband, counsel with a woman, not with a man. The same holds true for a man.

- The primary problems in a person's life are employment, spouse, money, children, deadlines, and guilt.

- Sometimes you need to temporarily leave a threatening situation and get away and calm down, take time to pray and rest your mind.

- Stretching your muscles can help move a circulation made sluggish by the situation, so you can think better. Massage muscles which have tensed up. Drop your jaw and move it left to right. This helps relax the jaw muscle.

- Take a hot bath; that really relaxes you, so you can start thinking constructively again.

- Go outside and walk in the open air. Hold your head up, breath deeply, and relax.

- Many times, the underlying need is to go to God and ask forgiveness, obey His Ten Commandment law, and start living a new, clean life. Make things right with those you have wronged.

- Believe that, with God's help, the situation can be dealt with. Keep trusting Him as a

little child trusts his parent to lead him by the hand across a busy street.

- A change in diet is needed to help restore a sickly immune system. Fresh fruit and vegetables, especially raw vegetables. Kelp or dulse, and raw seeds or nuts. Be sure and take enough vitamin C, as well as a full range of supplementary vitamins and minerals.
- The following herbs are helpful: ginkgo, echinacea, dong quai, gotu kola, bilberry, milk thistle, catnip, chamomile, hops, skullcap, and valerian. Take them separately or mix 2-3 together, and take as a tea.

ENCOURAGEMENT—If you would find happiness and peace in all you do, you must do everything in reference to the glory of God. Seek earnestly to imitate the life of Christ, so others will be helped toward the pathway to heaven.

HEADACHE—1 (Nervous Headaches; Cluster Headaches)

SYMPTOMS—A pain or ache in any portion of the head.

Cluster headaches: Often occurs as a one-sided headache which comes on suddenly, causes debilitating pain, and comes and goes in severity.

CAUSES—Over 45 million Americans repeatedly have headaches. About 18 million have migraines.

Common causes of headaches include eyestrain, tension, poor ventilation (lack of fresh air), sinus pressure, constipation, allergies (food, pollens, chemicals, etc.), stress, anxiety, muscle tension, infection, anemia, hunger, fever, hormonal imbalances, trauma to the head, nutritional deficiencies, sinusitis, alcohol, drugs, tobacco, spinal misalignment, temporomandibular joint syndrome, or airborne pollutants and chemicals (perfume, industrial fumes, etc.). Diseases of the eyes, nose, or throat can also produce them. Niacin or pantothenic acid deficiency, an overdose of vitamin A, a vitamin B deficiency, or disturbances of the digestive or circulatory system can bring them on. Birth control pills can also cause headaches (by causing a vitamin B₆ deficiency).

The headache may be caused by a reaction to a certain food, such as chocolate, wheat, sugar, monosodium glutamate (MSG), dairy products, hot dogs, luncheon meats, citric acid, vinegar, or marinated foods. Sulfites, found in certain foods, can do it. Fermented foods, such as sour cream, yogurt, and cheeses can do it also.

There are three important subtypes of headaches. Emotional stress is an important cause in all of them:

Nervous headaches. These are muscle contraction headaches. The experts tell us that 90% of all headaches are caused by tension, worry about problems, conflicts with others, etc. Nervousness causes the muscles to tighten up.

Cluster headaches. These are severe, recurring headaches. These are also called histamine headaches, and are related to allergic reactions. Inhalant allergens may be a cause (including perfume, house dust, cigarette smoke, etc.). They may occur by themselves or be associated with other problems and diseases, including [chronic fatigue syndrome](#) (which see). Keep a diet diary. Ninety percent of those with cluster headaches are men.

TREATMENT—

- When a headache comes, apply cold compresses to the place where the pain seems to be originating. This reduces muscle spasms and constricts blood vessels. Leave a damp washcloth in the refrigerator for 10 minutes or dip the cloth in water with ice cubes, wring it out, and apply. Also take an enema.
- Place a heating pad, hot towel, or hot water bottle on the shoulder muscles, and possibly on the neck. Do that which helps you best.
- Get enough sleep.
- Do not overeat. Include enough fiber in your meals and take an enema weekly.
- The treatment for headache depends on the underlying cause. Headaches caused by a certain problem frequently return. So identify what is causing them and many future headaches will never occur.
- Sometimes repeated headaches are a symptom of a serious disorder.
- Make sure you are taking enough B vitamins, especially niacin and pantothenic acid. Vitamin A and iron are also important (but be sure and get your iron from food, such as blackstrap molasses, not from chemical supplements).
- Consider the lists, given above under "[causes](#)."
- Regular exercise can help prevent tension headaches. Exercise when it occurs, but do not exercise if it is severe.

- Get enough sleep, but do not oversleep.
- Eat on time, and do not eat problem foods.
- Stand tall; sit tall.
- Breathe deeply.
- Bright light can cause squinting, eyestrain, and headaches.
- Do not chew gum. The repetitive chewing can bring on a tension headache.
- Do not use much salt.
- Do not overdo. Learn to live within your limits.
- When you have to face high altitudes, take additional vitamin C, to avoid a high-altitude headache.

What are sometimes thought to be sinus headaches are actually tension headaches, migraines, or cluster headaches. When the headache is recurring, it is probably not sinus trouble.

- Keep a diary, to help you determine the cause of the headaches. Note date, time of day, where the pain is felt, and any comments about what you think might be possible causes.
- If any of the following symptoms occur with the headache, the situation may be more serious and you may want to consult a professional: fever and stiffness in the neck, sensitivity to light, loss of speech or confusion, throbbing of the head and temples, pounding heartbeat, pressure in the facial sinus area, visual color changes, or a feeling that your head may explode.
- If you think that something you just ate might bring on a terrible headache, take 5 charcoal tablets within an hour; and, as soon as you can, take an enema. (But do not take charcoal tablets daily.)
- Helpful herbs include valerian, feverfew, balm, fleabane, cowslip, lavender, and white willow.

There are many types of headaches. Here are a few of them:

- *Nervous tension headaches*: Continual pain in one area or many, with sore muscles in

neck and upper back, plus lightheadedness and dizziness. Treatment of this most common of headaches includes application of ice packs on neck and upper back. Take extra vitamin C and P (bioflavonoids). Avoid sugar, caffeine, food allergens, stress. Get enough exercise.

- *Cluster headaches*: Strong, throbbing pain on one side of head, tearing of eyes, flushing of face, congestion of nose. May occur 1-3 times a day for weeks or months. Take enough protein, avoid inhalant allergens, and keep a diet diary.
- *Hangover headache*: This headache has throbbing pain, and is caused by drinking liquor. Put ice on the neck and drink lots of water and fruit juices. Stop drinking alcohol.
- *Exertion headache*: This headache is caused by physical exertion or sexual excess. Apply ice packs to the point of pain, improve the diet, and stop the excesses.
- *Caffeine headache*: It is a throbbing pain, and happens when you try to quit your coffee addiction too fast. Drink a small amount of coffee, to stop the headache and then gradually keep getting away from this addiction.
- *Sinus headache*: A nagging pain to the right and left of the nose and over it. Apply moist heat, to reduce sinus trouble (see "[Sinus Trouble](#)"), and take more vitamin C.
- *Bilious headache*: The temples throb, and there is a dull headache in the forehead. It is caused by overeating, wrong eating, and inactivity. Take an enema; then change your diet and get more exercise.
- *Menstrual headache*: A headache which feels like a [migraine](#) (which see), and occurs at menstruation or during ovulation. Take potassium, magnesium, and vitamin B₆.
- *Hunger headache*: A general headache which occurs just before mealtime, and is caused by skipping meals or excessive dieting. Eat better meals, which include complex carbohydrates and protein, to help carry you to the next meal.
- *Eyestrain headache*: Pain in the frontal lobes, just behind the eyes. Many think this is caused by uncorrected vision problems, but it can also be caused by too much brain work at late hours. Change your way of life; perhaps you need a change in eyeglasses.
- *Arthritis headache*: Pain at the back of the head or neck, which increases with movement. Feverfew herb teas are recommended, but not during pregnancy.
- *Hypertension headache*: A dull pain over much of the head, increased by movement.

Lower your blood pressure.

—Also see "[Headache—2](#)" and "[Migraine](#)" for more suggestions.

ENCOURAGEMENT—Holiness is an entire surrender of the will to God; it is living by every word that proceeds from the mouth of God; it is doing the will of our heavenly Father; it is trusting God in trial, in darkness as well as in light; it is relying on God with unquestioning confidence; it is resting in His love.

HEADACHE—2 (J.H. Kellogg, M.D., Formulas)

NOTE—The following grouping of headaches is made for practical convenience. Because each type has a different cause, it has a different treatment.

HYPEREMIC HEADACHE (caused by excess of blood in the head)—Rest, head and shoulders elevated; heat to feet and legs by means of a Footbath, Leg Bath, Leg Pack, or Revulsive Douche; cold to head and neck, accompanied by Neutral Enema at 102⁰ F.; Hot Abdominal Pack, well-protected by plastic covering; Wet Sheet Pack; Neutral spray Douche, given for 24 minutes.

ANEMIC HEADACHE (caused by a lack of blood in the brain)—Hot Water Bottle to back of neck; Fomentation over painful part; rest in bed with head low; general treatment for Anemia.

HIGH PRESSURE HEADACHE (head will feel as though it has a great pressure within it)—Abstemious aseptic diet; prolonged Warm or Neutral Bath daily, with Cool Compress to head; Hot Footbath or, better, Hot Leg Bath; Revulsive Douche to legs; Heating Compress over heart.

DYSPEPTIC HEADACHE (a headache more directly traceable to indigestion)—(1) The immediate pain: Hot and Cold Compress to head; avoid sleeping soon after eating, though a very brief nap is sometimes beneficial. (2) If it keeps repeating, use an enema if constipated; dry aseptic diet, two meals a day or only fruit at night.

HEADACHE DUE TO PROLAPSE (of the intestinal or abdominal organs)—(1) The immediate pain: Alternate Sponging to spine or Alternate Compress over spine; Hot and Cold Compress to head. (2) If it keeps repeating: Abdominal supporter, Hot Abdominal Pack at night, abdominal massage; Cold Douche to abdomen.

TOXIC HEADACHE (caused by an excess of uric acid, oxalic acid, urea, and other wastes, or as a

result of decomposed products absorbed through the alimentary canal)—Sweating baths, followed by a Cold Douche, Wet Sheet Rub, or Shallow Bath. Copious water drinking; Enema or Colonic daily or three times weekly; out-of-door life; aseptic diet.

PERIODIC HEADACHE, NERVOUS HEADACHE, BILIOUS HEADACHE, MIGRAINE, OR LACK-OF-AIR HEADACHE—Dry, abstemious, aseptic diet; out-of-door life; air bath; large Enema the day before the attack is due; Tonic Frictions to build up the body; Hot Abdominal Pack; abdominal supporter, if a prolapsed condition exists.

RHEUMATOID HEADACHE (a headache related to the presence of rheumatism)—Sweating bath daily; Hot Footbath or Hot Leg Pack, Fomentation to the painful part for 10-15 minutes, followed by Heating Compress. See also "[Uric Acid Diathesis](#)".

NEURASTHENIC HEADACHE (caused by nervous exhaustion)—Hot and Cold Compress, Revulsive Compress, Alternate Compress to spine or Sponging to spine, Hot Footbath; Footbath under running water.

FRONTAL HEADACHE (often related to fatigue of the eyes or brain)—Revulsive Compress to forehead and eyes; Hot and Cold Trunk Pack; derivative applications to feet and legs (such as Hot Footbath or, better, Hot Leg Bath).

CONGESTIVE HEADACHE—Ice Bag to back of head, with a Cold Compress to the face; Ice Collar; Hot and Cold Compress to the head; Hot Footbath; Hot Leg Pack; Heating Compress to the legs; Cold Footbath in flowing water; Alternate Footbath.

OCCIPITAL HEADACHE (a headache centered on or near the bump at back of the head)—Hot Compress or Hot Sponging to the upper spine and, at the same time, to the area around the occipital region. Revulsive Compress; Hot and Cold Compress to the head.

NERVOUS HEADACHE (a form of headache accompanied by a feeling of nervous tension)—Fomentation to the seat of the pain, with simultaneous Hot Footbath; daily Cold Enema to relieve constipation, if present. Special attention to the diet; a dry aseptic diet is indicated, avoiding milk.

BAND-AROUND-THE-HEAD HEADACHE (a form of an anemic headache)—Hot Sponging or Hot Compress to head; Alternate Sponging on neck and upper spine; massage to head.

VERTEX HEADACHE (a headache characterized by a pain at the top of the head)—Hot Footbath; Cold Compress to head; Ice Collar; sleep with the head elevated; heat to the feet and legs, if they are cold.

EYE HEADACHE (pain in or near eyes, made worse by light)—Gentle Fomentation over eyes and

forehead; protect eyes from bright light, facial massage, and massage to eyes; consult an optometrist, for eyeglasses may be needed, temporarily or permanently.

CLAVUS HEADACHE (This headache feels like the sharp pain of a nail being driven into the head.)—Very Hot Footbath, with Fomentation over painful point for 10 minutes, repeated every 2 hours; Heating Compress at night; protect him from the cold during the day. Begin a series of carefully graduated Cool Baths, to build him up.

RENAL HEADACHE (This headache is caused by a kidney problem.)—Copious water drinking; Enema; Hot Bath; Ice Bag over lower sternum, with Hot and Cold Compress to head. See "[Nephritis, Acute](#)," and "[Nephritis, Chronic](#)."

HEPATIC HEADACHE (a headache due to a weakened liver)—(1) For the immediate pain: Revulsive Compress to the head; Hot and Cold Compress to the head, with derivative applications to the legs (Hot Leg Bath, etc.); graduated Tonic Frictions. (2) If it keeps repeating: Aseptic diet; fruit diet; water drinking; Graduated Enema; Fomentation over liver twice a day for 15 minutes, with Heating Compress over it during the intervals between. Out-of-door exercise; air bath; breathing exercises; massage to abdomen.

ORGANIC HEADACHES (caused by tumors, inflammation, abscesses, trauma, general paralysis, syphilis)—Very hot and frequently repeated derivative applications to legs (Hot Footbath or, better, Hot Foot and Leg Bath); with short, often repeated Revulsive, Compress to the head, followed by Cold or Heating Compress to the head.

INFECTION HEADACHE (headache caused by infection or disease of the eye, ear, nose, or teeth)—(1) For the immediate pain: Hot Footbath or Hot Leg Bath, with Revulsive Compress over the painful parts. (2) Longer term care: The problem causing these headaches should receive proper attention.

VARYING HEADACHE (with a sense of coldness, numbness, pressure, band sensation, etc.)—(1) For the immediate pain: Massage the head and neck; Revulsive Compress to the spine, head, and face; Hot and Cold Compress to the head. (2) Longer term care: Improve tone of the nerves by Tonic Frictions. See also "[Neurasthenia](#)."

SUPRA-ORBITAL HEADACHE (This is a headache felt as a strong pain above the eyebrow.)—(1) For the immediate pain: Hot Footbath with revulsive Compress above the eyebrow, but not covering the eye; avoid exposure to cold; rest the eyes, protecting them from the light; Hot Footbath or Hot Leg Bath. (2) Longer term care: Begin a series of carefully graduated Tonic Frictions.

TEMPORAL HEADACHE (This is a pain over the side of the head, to the right and left of the forehead.)—(1) For the immediate pain: Fomentation over side of head, face, and ear for ten minutes, followed by warm dry Compress, repeated every 2 hours. Massage to the area of the pain. (2) Longer

term care: Between attacks give Tonic Frictions to so build the body that the headaches will stop repeating. A nourishing, strengthening diet that avoids all meat is needed. Also see "[Lithemia](#)" (Lithemia is an excess of uric acid in the blood.)

MASTOID OR POST-AURICULAR HEADACHE (This is a headache felt as a pain just below the ear.)—Fomentation for 10 minutes to side of head followed by cotton poultice or well-covered Heating Compress, repeated every 2 hours. Pain in the mastoid process must be given immediate attention or major ear infection can result! If pain does not subside fairly quickly, see your doctor.

CERVICO-OCCIPITAL HEADACHE (This is a headache showing itself in a pain extending from the back of the neck, on up to the occipital bump on the back of the head.)—Revulsive Compress to the back of the head and neck. Fomentation over the painful area for 10 minutes, followed by a warm, dry Compress over it. See also "[Neurasthenia](#)" for much additional help in building up the nervously exhausted body.

UTERINE HEADACHE (This is a pain or pressure at the very top of the head, caused by uterine problems.)—(1) For the immediate pain: Hot and Cold Compress to the head; massage of the head. (2) Longer term care: Revulsive Sitz Bath; abdominal supporter; Hot Abdominal Pack. Correct any ovarian or uterine disease that is present.

FEVER HEADACHE (a headache caused by a raised body temperature or fevered condition)—(1) For the head pain: Ice Cap or Cold Compress to the head; Ice Collar. (2) To lower the fever: Ice Bag to the heart; Cooling Wet Sheet Pack; Prolonged Neutral Bath. See also under the specific disease causing the fever.

—Also see "[Headache—1.](#)"

MIGRAINE—1

SYMPTOMS—Generalized or one-sided head pain and possibly nausea, vomiting, and visual disturbances (light sensitivity, bright spots and patterns before the eyes). It might last for days. The first sign is frequent flashes of light or tingling. There may be nausea, vomiting, diarrhea, and cyanosis (blueness) of the fingers from lack of circulation and oxygen. The pain is most common in the temple, but may occur anywhere on the head, face, or neck. The pain is frequently on one side, but it may change to the opposite side, alternate sides, or be on both sides.

CAUSES—These are caused by a disturbance in the blood circulation. There is alternating constriction

and dilation of the blood vessels in the brain, and occurs between the ages of 10-30, more often in women (70%) than men. Food allergies are frequently the cause. Search them out. Here are six of the most common causes: food allergy, low blood sugar, tension, depression, water retention, and menstruation. There often are no migraines during the second and third trimester of pregnancy, or after menopause is past.

Migraines can disappear for years and then reappear. They usually decrease after middle age.

Over 50% of those with migraines report that one or both parents also had the problem.

TREATMENT—

- Resting in a darkened room with an ice cap to the head is helpful. There may first be an increase of pain, but within three minutes, the symptoms may disappear, except for a mild headache.
- As soon as one begins, if possible, take an enema. This will help stop the attack.
- When an attack begins, try wrapping something tight about the head.
- When it is a throbbing pain, place light pressure on the arteries of the neck for a few seconds at a time.
- Vigorous daily out-of-door exercise helps decrease attacks.
- Maintain a regular schedule. Too much sleep, too little sleep, missed meals, etc., may trigger an attack. Do not sleep in late. Some people must avoid naps during the day.
- It is thought that 25% of migraines trace their cause to food allergies (see "[Allergies](#)"). Various studies have identified the following causes: cola drinks, chocolate, pork, corn, onion, garlic, eggs, tea, citrus, wheat, coffee, cane sugar, yeast, beef, alcohol, cheese, fried foods, seafood, mushrooms, and peas.
- Eliminate any suspected food from your diet for five days, and see if that helped solve the problem.
- Chills can induce migraines. Tiredness, anxiety, or eating late also can. Other causes include antibiotics, high-salt diet, odors and inhalants, tobacco smoke, caffeine, refined carbohydrates, fatty fried foods, emotional stress and resentment, and allergy shots.
- Exposure to sunlight triggers migraines in some people. They cannot take the bright light

in their eyes. Staying in the shade on bright days does not cause this problem.

- The amino acid, tyrosine, produces a breakdown product, called tyramine. Tyramine is a significant cause of migraine headaches. It does this by releasing norepinephrine from brain tissue, which causes constriction of scalp and brain blood vessels.
- Any substance which has undergone bacterial decomposition (such as cheese) has high levels of tyramine. Other foods with it include plums, oranges, bananas, raspberries, and avocados.

—See "[Migraine—2](#)." Also see "[Headache](#)" and "[Headache—2](#)" for many more suggestions.

ENCOURAGEMENT—We must take hold of divine power, and with determination resist the temptations of Satan. Through the enabling strength which Christ provides, we can be more than conquerors in the battle with evil.

MIGRAINE—2 (J.H. Kellogg, M.D., Formulas)

PREVENT FORMATION OF URIC ACID—Avoid use of meats, also tea and coffee, etc.; aseptic dietary; out-of-door life.

ELIMINATE URIC ACID—Hot Baths, especially moderately prolonged sweating baths, followed by short Cold Baths; Radiant Heat Bath; Wet Sheet Pack; Steam Bath; prolonged Neutral Bath; water drinking.

LOWER ARTERIAL TENSION—Hot Full Bath at 102⁰ F., 5-10 minutes; Hot Leg Bath or Hot Leg Pack; Hot Enema; rest in bed in a darkened room.

PAIN—Hot Footbath; Alternate Compress to spine or sponging of spine; Revulsive Compress to seat of pain; local application of Ice Bag in some cases; Hot Leg Pack; protect the eyes from light.

NAUSEA AND VOMITING—Ice pills, ice to stomach and the spine opposite the stomach.

CONSTIPATION—Colonic.

TO PREVENT ATTACK—Fruit diet; large colonic; water drinking.

TO RELIEVE HYPERESTHESIA OF LOWER BACK NERVES—Fomentation over abdomen, twice daily; continuous Heating Compress during the interval between; abdominal supporter.

GENERAL METHOD—Every case is curable by sufficiently prolonged treatment, carefully managed. The general nervous system must be built up by measures essentially the same as those indicated for neurasthenia and other conditions requiring tonic treatment. The causes must be removed, especially autointoxication and morbid reflex influences arising from dilation of the stomach, enteroptosis, and indigestion.

—Also see "[Migraine—1.](#)"

NECK PAIN

SYMPTOMS—A pain in the neck.

CAUSES—Working in a hunched-over position for long hours is a frequent cause. Working so that you must lean your head forward, to better see what you are doing. But an injury may also have occurred.

TREATMENT—

- Place an ice pack on the back of the neck or apply ice, wrapped in a towel.
- Then place heat on the painful area. This can be a heating pad or a hot shower.

Here are several longer-range solutions:

- Do neck exercises each day, to stretch your neck muscles and strengthen them.
- To stretch those muscles, slowly tilt your head forward and back and turn from side to side.
- To strengthen them, put your hand on the side of your head and push. Then do the other side, and then the back and front. Hold light weights (3-5 pounds) in your hands, keeping your arms straight while shrugging your shoulders.
- Sit in chairs which give you good back support.

- Sit up, not forward. Keep your head level and pull in your chin. Arrange your work so you can look forward, and not downward, most of the time.
- Stop every so often and take a break.
- Always lift heavy things carefully with the legs and not the back.
- Sleep on a firm mattress.
- Do not sleep on your stomach, but, better, on your side or on your back.
- Keep your neck warm when you are outside in the cold.
- You may do better with a smaller pillow or no pillow at all.

ENCOURAGEMENT—Thank God that there is hope for each one of us! In Christ we can have the victory over every temptation, and come off more than conquerors. Trust in Him and He will carefully guide you step by step.

NEURALGIA—1 (Neuropathy)

SYMPTOMS—Pain which comes on suddenly, followed by intervals of freedom from pain. The pains are severe and seem to shoot along the course of the affected nerves. The nerve trunks become tender to pressure. In severe cases, there is twitching of the muscles of the affected part, with burning and tingling sensations in the skin. The attacks are rarely on both sides of the body at the same time. They generally continue from a few minutes to a few days, and may occur frequently for months. As time passes, the attacks tend to become more severe.

CAUSES—Neuralgia is nerve pain; [neuritis](#) (which see) is nerve inflammation.

Neuralgia is an irritation of a nerve which can be caused by many factors, including trauma, nutritional deficiencies, herpes, shingles, diabetes, multiple sclerosis, or alcoholism.

Chilling an area of the skin is a frequent underlying cause, as well as nutritional deficiencies including the B complex (especially B₁, B₆, folic acid, pantothenic acid, and B₁₂).

Other causes include decayed teeth, wrong diet, constipation, tension, insomnia, fatigue, exposure, lack of exercise, sinus infections, and eye strain.

A frequent cause of the problem in the various forms of neuralgia is chilling of part of the body over a period of time, when the rest of the body is relatively warm. This is most likely to occur in the winter months, when you are in bed sleeping. A current of cold air is passing across your face, and the rest of your body is tucked under the covers.

The result is [tic douloureux](#) (which see) or [Bell's palsy](#) (which see) on the face or neck or, if the shoulders are uncovered, neuralgia of the shoulder or some other area.

The cause can also occur as a result of regular commute driving. A window is kept open slightly to provide fresh air but a slight chilling breeze blows on the face for perhaps a total of an hour each day.

The formula for trouble is (1) chilling draft to part of the body while the rest is warm (2) over a period of several hours, (3) day after day.

Now that you are aware of the cause, watch closely the situations you place your body in each day—and you will probably find the cause.

TREATMENT—

- Give a high catnip herb enema. It should as warm as can be taken.
- Put alternate hot and cold applications over the painful area. The cold should be very short! This can be done for several hours at a time.
- Fomentations wrung out of mullein and lobelia, or chamomile, tea are also good.
- Place the hand and arm (which are on the opposite side of the body where the head and neck pain is) in very hot water for 20 minutes.
- Give attention to the points mentioned above, under "[Causes.](#)"
- Give close attention to the conditions you place your body under each day. You will learn some interesting facts.
- Make sure the diet includes lecithin and enough calcium and magnesium.
- Get sunshine, fresh air, and exercise.

- Helpful herbs include mullein, sage, hop, plantain, valerian root, skullcap, nettle, lobelia, black cohosh, poplar bark, and mint.

—See "[Neuralgia—2](#)." Also see the three most common forms of neuralgia: "[Bell's Palsy](#)" (also called facial palsy); "[Sciatica](#);" and "[Tic Douloureux](#)" (also called trigeminal neuralgia).

ENCOURAGEMENT—There is no happiness to be gained from indulgence and living for self. Your happiness will be found in helping those around you, and obeying the Word of God. Here alone you will find true happiness.

NEURALGIA—2 (J.H. Kellogg, M.D., Formulas)

COMBAT TOXEMIA WHEN PRESENT—Sweating bath followed by appropriate general Cold Bath, 3 times a week. The Radiant Heat Bath, Steam Bath, and sweating Wet Sheet Pack are especially helpful. Copious water drinking; aseptic dietary; dry friction of skin or oil rubbing daily after short sweating bath, followed by tonic cold application.

COMBAT ANEMIA AND GENERAL WEAKNESS—Graduated cold applications. Avoid the increasing pain of preceding or accompanying the Cold Bath by a hot application to the affected part; cover or avoid the part during the cold application.

PAIN—Fomentation or Revulsive Compress to the seat of pain. Revulsive Douche or Alternate Douche; Ice Bag is sometimes more effective than heat. This is often the case when the parts are congested as shown by redness of the skin or throbbing sensation and also when the nerves are extremely superficial.

REFLEX NEURALGIAS—Fomentation to abdomen twice daily; Hot Abdominal pack during intervals between; abdominal supporter. After baths, avoid chilling and general prolonged cold applications, such as Full Baths, Shallow Baths, and Wet Sheet Packs.

NEURALGIA OF THE HEAD—Employ derivative measure, as Hot Sitz Bath; Hot Leg Bath; Hot Pack to legs; Hot Footbath; Cold Footbath under running water; Heating Wet Sheet Pack; Fan Douche to head; Hot and Cold Compress to head; heat over primary area of pain. Fomentation to the abdomen twice daily, followed by Heating Compress; very hot application to forearm of opposite side.

SPINAL NEURALGIA AND LUMBAGO—Fomentation to spine 2-3 times a day; during interval between, apply Heating Compress; Hot and Cold Pack to spine; Alternate Compress; Revulsive Douche; Hot Trunk Pack; Hot Half Blanket Pack; Fomentation to spine with Hot Leg Bath; rest.

GENERAL NEURALGIC PAIN—Hot Full Bath 4-5 minutes followed by Prolonged Neutral Bath at 95⁰ F; Hot Blanket Pack; Radiant Heat Bath; Steam Bath or Sweating Wet Sheet Pack, followed by Dry Pack.

NEURALGIA DUE TO CHRONIC NEURITIS—Alternate Compress and/or Alternate Douche. In sciatica, Revulsive Douche, if persistent; nerve stretching.

NEURALGIC AFFECTIONS OF OVARIES, UTERUS, RECTUM, BLADDER, AND COCCYX—Revulsive Sitz Bath; Hot Pack to pelvis, followed by Cold Mitten Friction; Hot Enema; Hot and Cold Pelvic Pack; hot vaginal irrigation; revulsive Compresses over affected parts.

GASTRALGIA—Very hot Fomentation over stomach and abdomen; Hot Trunk Pack; Revulsive Compress for 10-30 minutes over stomach, repeated every 2 hours or as often as needed; Hot Leg Pack; hot water drinking; Hot Enema. Withhold food until pain is relieved. Aseptic diet; if necessary, liquid diet for a few days.

ENTERALGIA—Abdominal Fomentation for 15 minutes every hour; Hot Enema; Heating Compress applied at 60⁰ F. during interval between; graduated Tonic Frictions.

ERYTHRO-MELALGIA (RED NEURALGIA)—Rest; elevation of the affected part. Cold Compress changed every 20-30 minutes. Graduated Tonic Frictions.

HERPES ZOSTER—During eruption, Dry cotton Pack; after Revulsive Compress several times daily; Heating Compress during the interval between.

CONTRAINDICATIONS—Cold applications increase pain unless very carefully graduated, but are usually necessary for permanent results.

BELL'S PALSY (Facial Palsy)

SYMPTOMS—Pain in the temples and/or neck. Only one side is generally affected. There is pain, weakness, and a sensation of pricking, tingling, or creeping on the skin. One side of the face can droop.

CAUSES—Bell's palsy is a type of paralysis characterized by distortion of the face, due to a lesion of the facial nerve.

It may be caused by injury, irritation of a sensory nerve, or nerve root. A decayed tooth may be the cause. Chilling of the face at night while one is sleeping can also produce it; the blood has been chilled back from the area. Sometimes Bell's palsy follows a respiratory infection.

Bell's palsy is often mistaken for a stroke, because it comes on suddenly and results in numbness and partial, or total, loss of muscular control on the affected side. But it is not a stroke.

Treated properly, there can be as much as 80% chance of significant recovery—all those with partial palsy and three fourths of those with complete palsy recover with no treatment of any kind. Because most of those with this problem recover spontaneously, they should not be given drugs or surgery.

But severe taste impairment and/or reduced tearing of the eyes are bad signs, especially in older people.

Bell's palsy can occur in anyone at any age, but most frequently occurs between 20 and 40, often in the summer months (especially August). The younger the person is the more likely he will have a full recovery.

TREATMENT—

- See "[Neuralgia](#)" for detailed information.
- Take B₁₂ (1000 mcg day) for a total of 20,000 mcg; also calcium (2,000 mg day), magnesium (800 mg day), and essential fatty acids.
- Make sure, when you go to bed at night, that you do not sleep so that a decided current of cold air is blowing across your uncovered face while the rest of your body is covered under the blankets. When this happens, the chilled part does not receive adequate rest. A nerve in the face or neck can become chilled and cause problems.
- Apply warm, wet washcloths twice a day, for 20 minutes at a time, to relieve pain and tenseness. Follow with gentle massage both backward and upward.
- Apply pure water to the affected eye 4 times a day, to keep it moist and free from dust. Wearing sunglasses will reduce evaporation from that eye. Occasionally close that eye with the finger, to rest it. Wear an eye patch at night to protect it.
- A few days later, as the muscles begin functioning again, he should exercise his facial muscles: Standing before a mirror, wrinkle the forehead, close the affected eye, purse the lips, move the mouth to one side and then the other, blow out the cheeks, and try to whistle.

- Until the problem clears up, place charcoal poultices over the weakened nerve area at night, and maintain a low-salt diet. This will help eliminate fluid released by the nerve.
- Prednisone is a drug often given, but it has negative side effects.

—*Bell's palsy is a form of neuralgia; see "[Neuralgia](#)" for additional helpful information.*

ENCOURAGEMENT—Through defects in the character, Satan works to gain control of the whole mind, and he knows that if these defects are cherished, he will succeed. It is urgent that you cling to Christ, plead for help, and earnestly seek to do that which is pleasing in His sight.

TIC DOULOUREUX (Trigeminal Neuralgia)

SYMPTOMS—There is sudden darting pain which is severe, accompanied by spasms of the muscles of the face and tingling and burning of the skin. A slight redness and swelling of the affected side will be seen, along with an increased flow of saliva and tears.

The affected nerves and skin become very tender; and movements of the face, speaking, and chewing may provoke violent pain.

CAUSES—Tic douloureux is a common form of neuralgia. It generally occurs in winter.

There are three divisions of the sensory nerve of the face most likely to be affected. The first is in the eyeball and over the forehead; the second is in the side of the face, the cheekbone, and the upper teeth; the third is inside the mouth and in the lower teeth.

The cause of the problem is chilling of the face over a period of time, when the rest of the body is relatively warm. The formula for trouble is (1) chilling draft to part of the body while the rest is warm (2) over a period of several hours, (3) day after day. See "[Neuralgia](#)" for more on this.

TREATMENT—

- Keep the affected area warm. Apply hot, wet fomentations to it. Bed rest is helpful, depending on the severity of the problem.
- A cleansing fruit juice fast for several days would enable the body to work more effectively in solving the problem. But keep in mind that a nerve was damaged by chilling

over a lengthy period of time, so healing may not always come immediately.

- Apply warm fomentations (or warm whole baths) several times a day.
- On an ongoing basis, make sure that parts of your body are not exposed to chilling drafts.
- The medical route is to operate on the face and destroy a nerve. This eliminates the pain, and also permanently numbs part of the face. Some operations result in paralyzing part of the face; you cannot know, in advance, what the operation will do to you.

—*Bell's palsy is a form of neuralgia; see "[Neuralgia](#)" for additional helpful information.*

ENCOURAGEMENT—Upon obedience depends life and happiness and health and joy in this brief probationary life. God alone can answer your problems and give you that which is for your best good. Trust Him, and you will be safe.

SCIATICA

SYMPTOMS—Pain is noted down the back of the thigh, the outer side of the calf and along the outer side of the foot, or on the top of the foot to the big toe. The person compensates by placing more weight on the other leg and foot. The pain is often worse at night and coughing, walking, heavy labor, or sneezing increases both the pain in the back and in the sciatic nerve.

Still later, numbness may be felt when the hand is rubbed over the area where the pain is felt.

Later still, a wasting of the muscles of the calf and a weakness in running and even walking may be noticed.

CAUSES—The sciatic nerve is the largest nerve in the body. This nerve comes out of the spine and a branch runs down each leg, along the back of the thigh, down the inside of the leg, to the ankle.

There are two primary causes of sciatica:

The first is chilling the thigh over a lengthy period of time. The experts tell us that sciatica usually begins as a neuralgia of the sciatic nerve. If you sit on cold surfaces a lot (steel folding chairs in cool rooms, or steel tree chairs while hunting, or steel boat seats while fishing, etc.) for lengthy periods of

time, you can irritate the sciatic nerve and produce sciatica.

Fortunately, this form of sciatica is quite easy to solve: Apply neuralgia-type treatments, and only sit on warm surfaces or surfaces your body can heat relatively easily. Do not overlook chairs with foam that are too deep to easily warm up within a short time (say, 8 inches).

On your favorite chairs, place a folded, wool blanket or a piled thinner blanket. That is something you can warm up. Experiment, and see what works best for you. If your body does not begin warming it up in a few minutes, lay something down that will.

Unfortunately, there is a second, and much more serious, cause:

The second cause of sciatica is damage to the lower spine. There may be a history of an accident, a fall, the lifting of a heavy weight, or a twist under some tension. Pain was first felt in the lower back. Later (weeks or even years later) pain begins to be felt at one or more places along the entire course of the sciatic nerve—back of the thigh, outer side of the calf, or in the top of the foot to the big toe.

One of the cartilaginous plates (disks, also spelled discs) in the lumbar region of the lower back has been damaged. The cartilage bulges and later breaks, creating pressure backward against a nerve root. (It is also possible for a tumor to develop and press against the sciatic nerve, but this is far less likely.)

Other important facts are these: (1) The person probably was not maintaining a nourishing diet, with supplemental calcium, and other bone-building factors. (2) He may have been overworking his body in running, weight-lifting, etc. (3) He was not lifting objects properly. (4) He was working at an occupation, such as lifting heavy patients in a nursing home, which is hazardous.

In older people who do not obtain enough bone-building materials in their diet, degenerative problems can occur in newly formed spicules, or ridges, of bone. These may press on a nerve root.

Some people derange their lower back by the simple method of always carrying a thick wallet in one pants back pocket.

TREATMENT—

- Search out the cause and try to correct it.
- Rest the painful limb in as comfortable a position as possible.
- Apply hot, wet applications to the affected leg, for the relief of pain and inflammation.
- Give prolonged applications of dry heat in any form (hot water bottles, radiant heat, or

electric heating pads).

- Apply heat in the form of hot fomentations, 3 times a day, omitting any use of ice or cold water.
- After each application of heat, rub the limb to increase circulation.
- *Carefully* apply stretching exercises, *but always stop before there is pain it becomes too uncomfortable*. Do each exercise 3 times, 2-3 times a day, increasing the number as improvement occurs:
- Pull the knees up as close to the chin as possible. You will feel a pulling sensation in the lower back.
- Sitting in a chair, reach under it as far as possible, and bend from the hip only.
- While laying on the back, the leg is raised with the knee straight. Someone else raises the leg, bending it from the hip only. This stretches the sciatic nerve and the hamstring muscles.
- If the attack of pain lasts so long that the leg muscles have lost considerable strength, massage and a daily hot and cold leg bath (cold after the painful period is over) will help to restore circulation and strength.
- There are times when a back adjustment helps. If the back is out of adjustment, this pain can occur. You will want to weigh this possibility carefully.
- Fast one day a week, and eat only raw food for a month.
- Have a good foot massage every 3 days and especially around the Achilles tendons, up the back of the ankles.
- Add 2 cups of salt to a boiling quart of water. When quite warm, apply with a cloth to the area until relief comes.
- Get fresh air, sunlight, and, if possible, moderate exercise.

Also apply the preventative measures, below.

- If no improvement results from home treatments, you may wish to consult a specialist. He is likely to tell you that an operation is necessary. Should you have an operation on

your spine? Carefully read the article, "[Backache](#)," for additional information on the entire subject.

Preventative measures: If you identify the problem early on, there may be greater likelihood of containing or eliminating it.

- Taking vitamin B complex is very important for healthy nerves. Taking supplemental calcium, magnesium, silica, and vitamin D for the bones is also important. Read the article on "[Bones, Strengthening](#)."
- Be careful of your back when you work!

—Read "[Bones, Strengthening](#)" for much information. Also read "[Backache](#)" for detailed information on back trouble. Also read "[Neuralgia](#)," since sciatica is a form of it.

ENCOURAGEMENT—The Saviour overcame to show man how he may overcome. Christ met all the temptations of Satan with the Word of God. By trusting in God's promises, He received power to obey God's commandments, and the tempter could gain no advantage. So it is to be with us.

BRACHIAL NEURALGIA (Thoracic Outlet Syndrome)

SYMPTOMS—One to three hours after falling asleep, there is a sense of pins, needles, numbness, and pain in one or both hands. The discomfort generally wakes the person. There may be wasting in the small muscles in the hands, as well as coldness or swelling. It generally occurs among adults, not children.

The symptoms can eventually include the lower arm, upper arm, and even the shoulder, and are generally worse after a day of heavy lifting.

During the day few symptoms are present, unless heavy lifting occurs.

CAUSES—This is to the shoulder, what sciatica is to the leg. A nerve, leading to the shoulder, is pinched in the spine.

But it can also be caused by overworking of the arms, carrying excessively heavy weights, poor posture, and letting the arms and hands get cold at night. More rarely, there may be an abnormality in the seventh cervical rib.

The lower branch of the brachial plexus of nerves exits from the lower cervical vertebrae, then passes underneath the clavicle and on into the arm. If this somehow experiences compression, the nerves to the arm and hand will be affected.

It is best to solve this problem, since it is likely otherwise to gradually keep getting worse.

A similar affliction is called the *cervical rib syndrome*. But it occurs more often in younger people, and produces pain or numbness soon after heavy lifting, wearing a heavy coat, etc. The symptoms occur in the day, not at night.

TREATMENT—

- Back adjustments by a competent chiropractor may be the solution.
- Keep the hands and arms warm at night, especially if there is a cool draft on the body.
- Improve the diet. A good, nourishing diet which will build the nerves and bones is important. Raw green vegetables are needed, along with daily vitamin/mineral supplements. A diet similar to that used in treating [arthritis](#) (which see) is helpful.
- Maintain an ongoing exercise program, to strengthen the muscles of the shoulders and arms and improve the posture: arm lifts, neck exercises, shoulder shrugs, horizontal upper trunk push-ups, etc. Also helpful: swimming, ball throwing, and similar activities.
- Avoid heavy lifting. When you have to lift, shrug first, and remain in a semi-shrugged position while you lift. This will ward off nerve compression.

ENCOURAGEMENT—The rainbow of promise encircling the throne on high is an everlasting testimony that God loves you. He will never forsake His people in their struggle with evil. We have the assurance of strength and protection. But we can always choose to leave Him, and therein lies our danger.

NEURITIS—1

SYMPTOMS—There may be pain, tenderness, tingling, and loss of the sensation of touch in the affected nerve area along with redness and swelling. Pain is not always a prominent symptom of true

neuritis, but the numbness, burning, tingling, crawling, with possible pain, tends to occur by spells. Weakness, and even paralysis and loss of sensation, are common. In serious cases, convulsions may occur. The affected muscles may shrink in size.

CAUSES—The symptoms can vary with the cause, which can include an injury to a nerve, infection involving a nerve, or a disease (gout, diabetes, leukemia, etc.) Poisons breathed or swallowed (mercury, methyl alcohol, or lead) can cause nerve trouble. A lack of the vitamin B complex, especially thiamine in the diet. A degenerative illness can produce neuritis as a side effect.

Men between the ages of 30 and 50 are the most likely to experience neuritis.

Footdrop, due to sitting with knees crossed, occurs when ankle or foot muscles weaken, causing the toes to drag as one walks. Wrist-drop is caused by pressure in the armpit from a crutch or other support. Optic neuritis occurs when inflammation affects the optic nerve in the eye. This can produce gradual, or sudden, blurring and loss of vision. Blindness can occur in severe cases. But it is usually temporary if prompt treatment is given.

TREATMENT—

- A well-balanced diet, including a full spectrum of vitamins and minerals is vital. The entire B complex is very important. If the problem is not too far advanced, administration of enough B complex and thiamine can bring great improvement within 3-4 days.
- If poisoning is a factor, the source of contamination must be avoided and eliminated. Obtain an abundance of fresh air.
- Treatment for neuritis includes rest; good diet; and, after the pain subsides, massage and careful exercise. Identify the cause and solve it.
- A fruit and vegetable juice fast for a day or two may help eliminate toxins, and thus strengthen the body to more rapidly heal the affected nerves.

—Also see "[Neuritis—2](#)," "[Neuritis, Multiple](#)," and "[Nerves, Strengthening](#)."

ENCOURAGEMENT—Where can we find a surer guide than the only true God? Where is a safer path than that in which the Eternal leads the way? When we follow Him we are have powerful guidance. The path of obedience to God is the path of virtue, of health, and happiness.

NEURITIS—2 (J.H. Kellogg, M.D., Formulas)

IMMEDIATE—Rest of the affected parts until the acute stage is over.

COMBAT TOXEMIA—Sweating bath 2-3 times a week, preferably the Radiant Heat Bath; follow sweating bath by a suitable cold application.

COMBAT INFLAMMATION—Local Revulsive Compress for 15 minutes every 2-4 hours, followed by Heating Compress during intervals between; suitable derivative applications.

PAIN—Revulsive Douche; Steam Bath followed by graduated Fan Douche, gradually lowering from 100⁰ to 80⁰ F; protect by Dry cotton Pack or Heating Compress covered with plastic.

PARALYSIS—Alternate Compress; Alternate Douche; percussion Douche to spine and affected parts.

—Also see "[Neuritis—1.](#)"

MULTIPLE NEURITIS (J.H. Kellogg, M.D., Formulas)

BASIC—Rest in bed while the disease is rapidly progressing.

COMBAT TOXEMIA—Prolonged Neutral Bath 1-2 hours, daily. Aseptic dietary; avoidance of tea and coffee, tobacco and alcoholic liquors, and all excesses. Sweating, especially by Radiant Heat Bath, 10-20 minutes, followed by Cold Mitten Friction.

COMBAT LOCAL INFLAMMATIONS—Revulsive Compresses, then Heating Compress or packing in dry cotton (Dry Pack); Fomentations to spine, followed by Heating Compress. When affecting the lower extremities, Hot Footbath or Hot Leg Bath; Hot Leg Pack; complete rest of the affected part.

IMPROVE THE GENERAL NUTRITION—by Graduated Cold Baths; massage; out-of-door air with careful protection; sunbaths; aseptic diet.

ATROPHY—Alternate Douche, massage.

CONTRAINDICATIONS—During acute stage, carefully avoid cold applications unless very short and preceded by heat; avoid percussion applications so long as tenderness exists, that is, all forms of the

Douche. Avoid especially Cold Full Baths and very prolonged Hot Baths.

—Also see "[Neuritis—1](#)."

NERVES, STRENGTHENING

BUILDING UP THE NERVES—Good blood, healthy nerves, and strong bones and joints are needed for good health. Here are several suggestions, to help you strengthen your nerves. This is a building program:

The vitamin B complex (100 mg per day; best taken as 50 mg twice a day) is especially important in maintaining good nerve action and response. Deficiencies of the B complex are common among people eating modern, devitalized, processed, and assorted junk foods. Take a good vitamin/mineral supplement at least twice a day. It should include all the B vitamins.

Vitamin B₁, also called thiamine (100 mg, twice a day) is especially needed for neuritis.

Vitamin B₃ (niacin, 50 mg twice a day). Do not take more than 100 mg of niacin a day. Niacinamide is equivalent to niacin, and does not produce the flushed face which niacin does.

Vitamin B₁₂ (2,000 mcg, twice a day).

Vitamin B₆ (250-500 mg, 1-2 times a day), especially for carpal tunnel syndrome.

Folic acid (400-800 mcg, daily).

Inositol (1000 mg, 1-2 times a day), especially for diabetic neuropathy.

In addition to the above B vitamins, also take Vitamin C with bioflavonoids (3,000-6,000 mg daily, when you have a nerve crisis).

Vitamin E (400 IU, 2-3 times a day), especially with post-herpes syndrome.

Vitamin A (5,000 IU, a day), but not over 10,000 IU a day if you are pregnant. It is best to take vitamin A supplementation in the form of beta-carotene.

Minerals include calcium (400 mg, 2-3 times daily), magnesium (200 mg, 2-3 times a day), zinc (50-80 mg daily, not to exceed 100 mg daily from all supplements), and iodine.

Essential fatty acids, obtained from 1-2 tbsp. of cold pressed oils daily. Never put it into your cooking; instead, put it on your food after the plate is served.

Fresh and steamed vegetables are rich in minerals which are needed for the nervous system and brain.

Brewer's yeast, kelp or dulse, lecithin, and wheat germ oil are very helpful. Eat regularly, chew slowly, and do not overeat.

Octocosanol is found in wheat germ oil. It helps the neuron membranes.

Increase your fluid intake.

Obtain enough rest at night and avoid sexual enervation. Medical professionals know that such enervation is one of the quickest ways to produce weakened, degenerate, and diseased nerve tissue.

A good balance between exercise and rest has a powerful effect in building the body, if a nutritious diet is maintained.

Avoid stimulants and all processed, refined, and junk foods.

Cool and cold water treatments will help tone and strengthen the nerves.

The nervine herbs include skullcap, hop, chamomile, valerian, dong quai, wood betony, passion flower, lady's slipper, mistletoe, and small amounts of lobelia.

Reviewing some of the nutrients needed, as they apply to the brain, we learn this:

There is a direct relation between the transverse colon and the brain. When the colon is clogged, mental illness is triggered in some and an attack of [epilepsy](#) (which see) in others.

Eliminate the "glue foods"; these tend to clog the colon, produce a buildup of mucous and toxins in it, and lead to mental problems. Such foods include White flour, sugar, eggs, meat, peanuts, and dairy products.

A high carbohydrate (whole grain) diet stimulates the amount of tryptophane in the brain, and produces a calming, peaceful feeling.

Brain cells cannot function properly without proper nutrients.

Deficiencies of the B complex and vitamin C decrease the metabolic rate of the brain. Lack of niacin can produce deep depression, often seen in psychosis. Symptoms of a severe vitamin B₆ deficiency are headache, irritability, dizziness, extreme nervousness, and inability to concentrate. Pantothenic acid (another B vitamin) is needed to handle stressful situations. A thiamine deficiency results in a lack of energy, constant fatigue, loss of appetite, and irritability; if this continues too long, there are emotional upsets and overreaction to normal stress. Lack of vitamin C leads to irritability.

Adequate calcium in the diet is vital. See "[Bones, Strengthening](#)" for ways to maintain enough calcium in the body. Inadequate calcium results in insomnia, tenseness, and fatigue.

Calcium and magnesium protect the nerves from damage.

Too much copper in the body occurs in schizophrenia, and can be reduced by dietary intake of zinc and manganese. Vitamin C deficiency can cause copper retention which accumulates in the brain and liver.

Vitamin B complex (especially B₃, B₆, B₁₂, and folic acid) reduces excess estrogen from the liver and prevents it from causing mental troubles.

Many of the schizophrenias, autism, abnormal behavior, and subsequent learning disorders are caused by too much lead or copper in the body. Check your plumbing pipes. Plastic water pipes are the safest.

A person with a magnesium deficiency tends to be uncooperative, withdraw, apathetic, or belligerent.

It is vital to obtain enough oxygen, if you want a clear mind which functions properly. Vitamin E helps the brain obtain enough oxygen from the amount supplied to the lungs.

A lack of thyroxine, the hormone from the thyroid, results in a slowing of physical and mental functions. Hyperthyroidism is related to emotional disturbance, forgetfulness, slow thought processes, and irritability.

When the adrenals do not function properly, depression and other forms of mental illness may result.

Exercise, especially out-of-doors in the fresh air, combined with relaxation helps rejuvenate the body and mind.

Ginkgo biloba improves brain function and cerebral circulation, and enhances memory.

ENCOURAGEMENT—We have been bought with the precious blood of Christ as of a lamb without blemish. What a price has been paid for us! Now Christ invites you to come and accept the salvation

which He alone can work out in your life. He can strengthen you to obey all that He asks of you.

SEASONAL AFFECTIVE SYNDROME

SYMPTOMS—Withdrawal, social isolation, depression, cravings, weight gain, loss of energy, oversleep, decreased sexual desire.

CAUSES—This condition, also called the "winter blues", is caused by several factors:

The winter months bring dark and dreary overcast days, and this emotionally bothers some people more than others.

The winter months have shorter hours of daylight and more overcast skies during the daytime, resulting in less light entering the eyes. This light deficiency sends signals to the pineal, pituitary, and hypothalamus glands; and they do not function as fully as usual.

There is often more stress and greater nutritional deficiencies in the winter. Less fresh fruit and vegetables may be available.

All this combines, in some, to produce seasonal affective syndrome. In our waking hours, we need sunlight every so often. We have a friend who, moving to Labrador, on the eastern Canadian coast, could not tolerate the incessant dreary fog, and moved away within a year.

TREATMENT—

- In most cases, an improvement in diet will greatly help. Foods rich in the B complex are needed, along with fresh fruit and vegetables. The nervous system needs to be built up with better food.
- Negative attitudes are also powerful. Train your mind to be thankful for the blessings you have.
- If possible, obtain a full-spectrum light for your dining room and work area.

ENCOURAGEMENT—To those who love God, it will be the highest delight to keep His commandments and to do those things that are pleasing in His sight.

TENNIS ELBOW

SYMPTOMS—Tenderness and pain in the elbow, weakness in the hand.

CAUSES—Tennis elbow is an occupational and recreational problem. Those who do a lot of hand-gripping can have this disorder. This would include golfers, carpenters, factory workers, housewives, and even politicians who shake hands a lot.

The weakness occurs when gripping an object, and is not a true muscle weakness. The tendons are involved.

TREATMENT—

- For 3-4 days, do not do the types of activities which cause the pain.
- Apply cold or hot to the affected area, according to which helps you best: Apply ice on the affected area for 30-90 minutes each day; the more the pain, the longer the application. Or apply heat, especially after the first few day.
- Careful exercise is also needed, to eliminate tennis elbow; rest is not enough. The tendons need to be strengthened. Purchase a hand gripper at a sporting goods store, and slowly increase your usage of it until you are using it 5-10 minutes, 4 times a day. When you use it, the elbow should be straight and the wrist bent. This will stretch the extensor tendons and help strengthen the fibrous tendons.
- Other exercises are also helpful. Place your forearm on a table, palm down, and grip a 3-pound dumbbell. Flex the wrist upward slightly; hold for 5 seconds, lower and rest for 3 seconds. When you can easily do this 15 times, increase the weight by 1 pound. Over a period of 4-6 weeks of doing this every day, you may be able to move up to 8-10 pounds lifted without pain. *Medical Tribune* (January 12, 1977) reported that 14 of 18 patients, on a four-week program with this exercise, obtained complete pain relief.
- Athletes sometimes place a band several inches wide around the forearm near the elbow, and another just above the wrist. Be sure they are not too tight.
- Avoid cortisone injections, for these can produce tendon atrophy or even dissolve it!

—Also see "[*Carpal Tunnel Syndrome*](#)."

ENCOURAGEMENT—Satan and his evil angels are watching at every avenue leading to the human heart, seeking to force souls to accept evil suggestions. He presents us with bribes, as he bribed Christ; pretending that he will give us the world if we will obey him. But, in the strength of Christ, we must resist him.

CARPAL TUNNEL SYNDROME

SYMPTOMS—Mild numbness and faint tingling to excruciating pain, but generally only burning, tingling, or numbness in the thumb and first three fingers. Crippling atrophy of the thumb can result.

Symptoms are often worse at night or in the morning. The pain may eventually spread to the arm and shoulder. Symptoms normally affect only one hand, but may be present in both.

CAUSES—Carpal tunnel syndrome (CTS) is a cumulative trauma disorder that develops over time, due to repeated stressful movements of the hands and wrist. It affects 23,000 workers a year. The median nerve in the wrist is compressed or damaged. This nerve controls the thumb muscles and sensation in the thumb, palm, and first three fingers. The median nerve passes through a very small opening, about a quarter inch below the top of the wrist.

Either compression or injury to this nerve can cause problems: Pressure from the bone spurs inflammatory arthritis or tendonitis, swelling due to pregnancy or water retention.

Other causes include repeated stressful motions, such as writing, typing, or hammering. Bookkeepers and checkout clerks can develop it; so can hairstylists, musicians, writers, drivers, athletes, restaurant servers, and jack hammer and chain-saw operators. The occurrence of CTS has greatly increased since the 1980s, when personal computers came into use. The tendons swell and compress the median nerve that runs to your hand, causing great pain. A common pattern is rapid and continuous use of the fingers, producing a repetitive wrist motion injury. Women between 29 and 62 experience CTS more often than anyone else.

Raynaud's disease, pregnancy, hypothyroidism, diabetes, and menopause increase the risk of developing CTS.

Other disorders, especially arthritis in the neck, have similar symptoms. But, if the first three fingers in one or both hands are affected by the pain, then it is probably CTS.

TREATMENT—

- As soon as the tingling begins, begin doing some gentle hand exercises. Rotate the wrist in a circle for 2 minutes. This exercises all the muscles of the wrist, restores circulation, and gets your wrist out of the position that usually causes the trouble.
- Raise your hands above your head and rotate your arms while rotating your wrists at the same time. Also do some neck turns; look over your right, then left, shoulder. Learn to exercise and relax as you work.
- Vitamin B₆ helps eliminate the problem.
- Eat half a fresh pineapple daily, for 1-3 weeks. The bromelain in it will reduce swelling and pain.
- Eat only moderate amounts of oxalic acid foods (beets, beet greens, sorrel, Swiss chard, cabbage family, eggs, parsley, asparagus.). Avoid spinach, and especially rhubarb. Fish have oxalic acid also.
- Avoid salt and all sodium foods, for they promote water retention.
- Try to reduce the impact of repetitive mechanical tasks on your wrists and hands. If possible, stop all such movements for several days and see if improvement occurs. If so, try to do these functions less frequently. If possible, rotate your duties, so you do not do those repetitive tasks every day.
- Keep your weight down. Extra weight puts more pressure on the carpal tunnel.
- Keep your arms close to your body and your wrists straight while sleeping. For example, if you let your hand drop over the side of the bed while you are sleeping, the pressure on the median nerve is increased.
- You might wish to temporarily wear a wrist splint at night. This helps keep the wrist straight.
- Do not wrap your wrist in an Ace bandage. This could cut off the circulation.
- If you have to carry something, make the sure the handle is the right size. If it is too small or large, it could hurt your wrist.
- Aloe vera, yarrow, and yucca help restore flexibility and reduce inflammation. Skullcap

relieves muscle spasms and pain. Wintergreen oil reduces pain and aids circulation to the muscles.

PREVENTION—Carpal tunnel syndrome is a problem which many can develop in our time. Here are several suggestions for avoiding its occurrence:

- Use a tool instead of flexing your wrists forcibly.
- Use your whole hand and all your fingers when you grip an object.
- In doing a task, use your whole arm, not just your wrist. For example, when hammering, swing your arm rather than just your wrist.
- Maintain good posture and keep your elbows bent when typing, writing, etc. What is the ideal position? Cock your wrist back slightly, so that your thumb is parallel to your forearm. Your hand should be in approximately the same position as if it were holding a pen. This position keeps the carpal tunnel as open as possible. Place a wrist pad on the table, just in front of the keyboard.
- Before starting handwork, exercise the fingers and wrists for a couple minutes, to warm them up. Take a break from handwork every hour. Shake out your hands every so often throughout the day.

—Also see "[Tennis Elbow](#)."

ENCOURAGEMENT—The wrath of God will not fall upon one soul that seeks refuge in Him. God cares for His children who trust in Him. They may have trials in this life, but their life is secure and they will live with their Maker in heaven.



**ENCYCLOPEDIA
INDEX PAGE**

Section 9

Nervous-Mental

Part 3

Convulsions

CONVULSIONS (Spasms, Seizures, Fits)

SYMPTOMS—Paroxysms of involuntary muscular contractions and relaxations, which occur most frequently in children.

CAUSES—Convulsions are uncontrolled body movements set off by an electrical malfunction of the brain.

Convulsions can be caused by epilepsy, meningitis, tetanus, uremia, hysteria, or eclampsia. They can also be induced by poisoning from camphor, cyanide, strychnine, santonin, brucine, or aspidium.

In children the cause is often wrong diet, rickets, syphilis, malaria, toxemias, or acute infectious diseases.

In adults, the cause is often epilepsy, heat cramps, strychnine, or food poisoning.

Convulsions, due to tetanus and hydrophobia, are easily distinguished and, for the most part, involve a small portion of the voluntary muscles. Strychnine poisoning causes spasms which involve the whole body.

High fevers of 104°-105° F. are often a cause of convulsions in children.

TREATMENT—

- Loosen the clothing and give plenty of fresh air. If the cause is undetermined, keep him from injuring himself. Place a soft pad between his teeth, to avoid biting his tongue or cheeks.

- If an infant, put him in a bath of 95° F. or in mustard and water bath at 85° F. Cold should be applied to the head. The cause must first be found, or injury may result from the bath. If fever is present, it should be a tepid or cool bath.
- Produce vomiting by placing the finger down the throat. If gums are hot and swollen, give cold water and rub gums with a cloth that has been held on ice.
- The bowels should be emptied immediately with an enema. Take some laxative herbs, to clean out the small intestine. Fast on fruit juices, water, or nervine herb teas (listed below) until all symptoms subside. Keep the body warm.
- After this, rest in bed, absolutely quiet; give careful diagnosis without disturbing him.
- One successful method of therapy has been the injection in 1 large dose of 600,000 IU of vitamin D. This helps the utilization of calcium.
- Take calcium (2,000 mg, daily) and magnesium (1,000 mg, daily) supplements. Also B₆ (100 mg, twice a day) and chromium (75-100 mcg, 3 times a day).
- Helpful herbs include catnip, skullcap, and peony. Two cups of valerian root may be taken every 2 hours after the convulsions. [Antispasmodic tincture](#) (which see) is best and works faster.
- Other useful herbs include rue, black cohosh, valerian, vervain, peppermint, chamomile, wild cherry bark, goldenseal, and a little cayenne.
- One Central American naturopath says that, over the years, he has treated a thousand cases of convulsions—and fully one-half were caused by parasites. Other important causes are constipation and wrong diet. He puts them on a cleansing and building program, discarding all meat eating, and requiring that they never return to it (so they will not again become infested with worms).
- If parasites are the cause, use garlic enemas, plus eat garlic (see "[Worms](#)" for more information).
- There is a definite possibility, especially in children, that a food allergy is involved, very possibly accompanied by malnutrition (maybe partially caused by being fed too much junk food and soft drinks). After the convulsion is past, begin testing with pulse tests for food allergies (see "[Pulse Test](#)").
- If it should be a spasm of asthma, take 8 drops of [antispasmodic tincture](#) (which see) or

inhale eucalyptus oil.

- If it is a muscle spasm, wring a towel out of hot water and lay it on the area.
- A coughing spasm can be relieved by the tincture or an emetic.

—Also see "[Antispasmodic Tincture](#)" and "[Epilepsy](#)."

ENCOURAGEMENT—The psalmist says, "The law of the Lord is perfect." How wonderful, in its simplicity and comprehensiveness, is the Ten Commandments! In Christ's strength we can obey it; whereas, apart from Him, we cannot.

EPILEPSY—1

SYMPTOMS—There are several types of, what are called, seizures:

Absence (petit mal): A blank stare lasting about half a minute, and the person is unaware of his surroundings. Most often in children.

Complex partial (temporal lobe): A blank stare, random activity, and a chewing motion. No memory of this seizure afterward. An aura, or warning indication, may occur before. It may be a certain odor, sound, thought, etc. No after memory of the seizure.

Myoclonic: Brief but massive muscle jerks.

Simple partial (Jacksonian): Jerking begins in the fingers and toes, and progresses throughout the body. The person remains conscious.

Simple partial (sensory): Things that do not exist are seen, heard, or sensed. A general seizure may follow.

CAUSES—Epilepsy is defined as an episodic disturbance of consciousness, during which generalized convulsions may occur. There are recurring seizures, generally one of seven patterns (listed above). This is caused by electrical disturbances, in the nerve cells, in a portion of the brain.

Electroencephalographic studies reveal a direct relationship between changes in electrical brain potentials and the occurrence of seizures.

Epilepsy is the most common form of seizures, also called convulsions or fits. Epilepsy can be caused by injury to the head, neck, or spinal cord, especially before or during birth. High fevers during early childhood or infectious diseases can also cause it. Heredity can be involved. Oxygen deprivation at birth or a later head injury may be causal factors.

A variety of factors may trigger the onset of a seizure. Oddly enough, an important one is constipation in the transverse colon. Eating bread, especially soft bread, is known to lead to seizures.

An improperly functioning ileocecal valve is a possible cause. This permits powerful toxins to enter the blood stream and affect the delicate nervous system and brain.

During a seizure, the person may fall during the attack, often injuring himself; he may bite his tongue, pass urine, and awake to realize something has happened because of muscular soreness.

There is a tendency to sleep following the attack. Sometimes attacks occur only during sleep.

Some seizures take the form of antisocial or unnatural conduct.

On recovery, amnesia is generally complete, so no effort is made to hide what happened. The epileptic may gradually deteriorate.

IMMEDIATE TREATMENT—During the attack, arrange the head to facilitate breathing. Prevent the tongue from being bitten or from obstructing the windpipe. Place a pad between the teeth during the attack. Afterward allow him to sleep.

Comments from a reader: I am writing in regards to your section on Epilepsy, under which you have stated: "During the attack, arrange the head to facilitate breathing. Prevent the tongue from being bitten or from obstructing the windpipe. Place a pad between the teeth during the attack. Afterward allow him to sleep."

Although a common belief is that a person can swallow his/her tongue during a seizure, or that the tongue can obstruct the windpipe, this is not true. During a seizure, the afflicted person's body will stiffen and convulse - resulting in biting of the tongue. It is therefore not advised that anything be placed in the person's mouth, as that may cause further damage, but instead to place the person on his/her side. Additionally, if by "arrange the head" you were referring to turning the person onto his/her side, I would ask that you please clarify as it is currently vague and unclear. First Aid instructions from the Epilepsy Foundation are listed below. I do hope you can update this information so viewers will not be misinformed. -Keep calm and reassure other people who may be nearby. -Don't hold the person down or try to stop his movements. -Time the seizure with your watch. -Clear the area around the person of anything hard or sharp. -Loosen ties or anything around the neck that may make breathing difficult. -Put something flat and soft, like a folded jacket, under the head. -Turn him or her gently onto one side. This

will help keep the airway clear. Do not try to force the mouth open with any hard implement or with fingers. It is not true that a person having a seizure can swallow his tongue. Efforts to hold the tongue down can injure teeth or jaw. -Don't attempt artificial respiration except in the unlikely event that a person does not start breathing again after the seizure has stopped. -Stay with the person until the seizure ends naturally. -Be friendly and reassuring as consciousness returns. -Offer to call a taxi, friend or relative to help the person get home if he seems confused or unable to get home by himself. Thank you for your time and cooperation. Sincerely, Debbie Fiore

See "[Convulsions](#)" for more information on dealing with them.

PREVENTING SEIZURES—Do not eat soft bread; better yet, do not eat any bread. You may find that you should not eat mush either.

Keep the colon clean. Take enemas or colonics weekly if necessary. Pressure from a clogged colon can press against the ileocecal valve and release toxins which are absorbed by the bloodstream.

If the bowels do not move each day, take a lemon enema (juice of 2 lemons in 2 quarts water) before going to bed that night.

Drink fresh fruit and vegetable juices.

Include raw vegetables in your diet.

Check your diet with pulse and other tests, to see which foods are a problem. Use rotation diets to this objective. (See "[Allergies](#)" and "[Pulse Test](#).")

Avoid white sugar and white-flour products. Avoid fried foods, animal protein, and artificial sweeteners.

Maintain a well-balanced, nutritious diet. Do not overeat! Do not take in excess amounts of food or fluid at one time.

Take manganese supplementation. A lack of it can produce epilepsy. Women who lack it can give birth to epileptic children.

Vitamin B₆ deficiency has been linked as a factor in some cases of epilepsy. When given to some babies, in their formula, the epilepsy ceased.

Deficiencies of vitamins A, D, folic acid, zinc, and aurine (an amino acid) are also involved.

Magnesium deficiency may cause muscle tremors and convulsive seizures. Epileptics have a lower than normal amount of this mineral. Infants with excess calcium intake had a magnesium loss. Yet other

studies revealed that calcium was also important.

Avoid alcohol, caffeine, pesticides, and aluminum cookware. High levels of aluminum have been found in the brains of those with epilepsy. Aluminum is a conductor of electricity, and trace amounts in the brain may trigger seizures.

Toxic metals (lead, copper, mercury, and aluminum) are known to cause seizure. Hypoglycemia is linked to convulsions. Serum glucose levels fall just before a seizure.

The artificial sweetener aspartame (NutraSweet) has been linked to seizures. Beware of lead poisoning also.

Allergies cause seizures in some. This includes chemicals, pesticides, food additives, or common foods such as peanuts.

Doses of folic acid, in excess of 400 mcg per day, can trigger seizures.

Have a hair analysis done, to see if a metal toxicity could be involved as a causal factor.

In some instances, a ketogenic diet is prescribed; but, if used, it should be under the guidance of someone who understands how to apply it: This diet is keyed to restricting protein and carbohydrate intake, increasing fat intake, and producing acid levels in the bloodstream which act to inhibit brain stimulation of seizures.

Avoid the herb, sage. This herb should not be used by anyone with a tendency to seizures.

—Also see "[Epilepsy—2](#)," "[Convulsions](#)," and "[Antispasmodic Tincture](#)."

ENCOURAGEMENT—Unless we depend on a power outside of ourselves, Satan will succeed in accomplishing our ruin. In looking to Jesus and obeying His Word you will be safe.

EPILEPSY—2 (J.H. Kellogg, M.D., Formulas)

BASIC FACTORS—Abstemious, dry, aseptic dietary, chiefly fruits and grains; vigorous out-of-door exercise to the extent of fatigue daily. Prolonged Neutral Bath daily; sweating process 2-3 times a week; graduated cold procedures (Tonic Frictions), avoiding prolonged and intense applications. [Avoid constipation in the transverse colon: this is a key factor in avoiding attacks. Avoid doughy foods that

tend to constipation.]

WHEN ATTACK IS THREATENED—Colonic twice daily; copious water drinking; Neutral Pack; ice to head; rest in bed. Seizure may sometimes be averted by placing the part in cold water.

AFTER ATTACK—Rest; cold to head; Cold Mitten Friction or Cold Towel Rub; Half Bath; Revulsive Douche to legs; and percussion Douche to spine.

GENERAL METHOD—Train him to a vigorous regimen; a simple abstemious dietary, abundance of outdoor exercise; the daily employment of the Prolonged Neutral Bath, followed by short, moderate cold applications; copious water drinking; regulation of all the vital functions, avoiding all sources of nervous irritation and exhaustion.

—Also see "[Epilepsy—1.](#)"

ANTISPASMODIC TINCTURE

WHAT IT IS—A tincture is an extract made from herbs by soaking them in alcohol. (Only grain alcohol should be used for internal use; wood alcohol, such as rubbing alcohol, will cause blindness.) The resultant mixture does not spoil.

Then when a spasm occurs, only a very small amount is given to the person, and he generally pulls out of the crisis quickly.

Antispasmodic tincture is used for all spasms or attacks such as those of the heart, asthma, cough, epilepsy, or shock.

HOW TO PREPARE IT—This formula has been used, for decades by veteran naturopaths, with great success. Here is the formula:

One-half ounce cayenne pepper and 1 ounce of each of the following herbs: skullcap, skunk cabbage root or seed, gum myrrh, lobelia seed (or the plant if the seed is not obtainable), and black cohosh root.

Mix each of the above together while dry and put into a large-mouth jar. Add 1 pint pure grain alcohol of 70-100 proof. Eighty proof Vodka works fine because it is tasteless.

(An alternative to alcohol is to, instead, use 1 pint of apple cider vinegar. Store in the same manner.)

Let this stand for 10-14 days, tightly covered, and shake well, daily.

At the end of that time, strain it through a very fine cloth and squeeze out all you can. Store it in a tightly capped bottle. Also put some into a small dropper bottle.

In a crisis, it is given in 8-10 drop doses. It can be squirted into the mouth or taken in a tbsp. of water. (If stored in vinegar, give in teaspoonful doses, not drops. Its effects are not quite as rapid.)

As a cough syrup for children, prepare it in this way: Pour 1 quart water over the herbs. Let it stand for 1 hour, then strain. Add 1 pint honey. Place it over low heat and let it evaporate to the equivalent of 3 cupfuls. Pour this hot syrup into hot baby-food jars and seal for future use. Give it in teaspoonful doses for cough, asthma, convulsions, or insomnia.

Jethro Kloss mentions a man who was released from clenched lockjaw by a small application of antispasmodic tincture.

When the case is severe, especially with an infant, the tincture can be rubbed onto the chest, neck, and between the shoulders. Place 2-3 drops in the mouth, and wash down with teaspoon doses of warm water while the person is kept in bed. If necessary, repeat every 1-2 hours.

There are six herbs in the formula. The lobelia is the active agent in relaxing the muscles and normalizing breathing. The cayenne pepper warms, stimulates, and reduces inflammation. The skullcap and valerian soothe the nerves and keep small vessels from rupturing. The skunk cabbage and gum myrrh aids in reducing infection.

ENCOURAGEMENT—Our Lord is pleading for us in the presence of the Father at the throne of grace in heaven. He is our only hope. Our faith looks up to Him, grasps Him as the One able to save to the uttermost, and we are accepted by the Father.



**ENCYCLOPEDIA
INDEX PAGE**

Section 9

Nervous-Mental

Part 4

Paralysis

LOU GEHRIG'S DISEASE—1 (Amyotrophic Lateral Sclerosis)

SYMPTOMS—Progressive muscular weakness and atrophy, weakened respiratory muscles (which can result in pneumonia), difficulty chewing and swallowing, stiffness, cramping, and involuntary quivering of small muscles.

CAUSES—Amyotrophic lateral sclerosis (ALS) is the most common motor neuron disease, resulting in muscular atrophy.

Causes include heredity (10% of the cases) or strenuous physical work in one's occupation, combined with nutritional deficiencies (especially vitamins B complex, E, F, and C). Other factors include viral infections, physical exhaustion, and trauma.

Heavy metals, ingested or inhaled, can induce damage to the nervous system.

TREATMENT—

- A nourishing diet, which includes complete vitamin/mineral supplementation, plus fresh fruits, vegetables, and vegetable juices.
- A vitamin E deficiency is a special factor inducing ALS.
- Calcium, magnesium, potassium, and silicon are also needed.
- Flaxseed (or, secondarily, wheat germ oil) is essential.
- Avoid dairy products, meat, sugar, and white- flour products. This will accelerate healing.

—Also see "[Lou Gehrig's Disease—2.](#)"

ENCOURAGEMENT—God's Ten Commandment law is so brief that we can easily memorize it, yet so far-reaching as to express the whole will of God for our lives. Thank God that there is a moral standard in our world, whether men like it or not.

AMYOTROPHIC LATERAL SCLEROSIS (J.H. Kellogg, M.D., Formulas)

BASIC APPLICATIONS—Prolonged Neutral Baths, 1-3 hours daily; massage.

GENERAL METHOD—Build up the general health by gentle tonic measures, slowly increased in intensity, suppressing the formation of toxic substances and promoting their elimination by a suitable dietary, improvement of digestion and the employment of the other measures indicated above.

By the suppression of the active causes of the disease and the adoption of better means for the improvement of general nutrition and especially of the nutrition of the spinal cord, it is usually possible to arrest the disease; and, not infrequently, a considerable degree of improvement may be secured. Therapeutic measures must be most thoroughly and perseveringly employed. The progress of the disease may be delayed, even when it cannot be altogether arrested.

—Also see "[Lou Gehrig's Disease—1.](#)"

LOCOMOTOR ATAXIA (J.H. Kellogg, M.D., Formulas)

IMPROVE GENERAL NUTRITION—Careful Cold Mitten Friction or Cold Towel Rub; Very carefully Graduated Cold Baths; Wet Sheet Pack, protecting the spine by a dry towel, followed by Cold Mitten Friction and Pail Pour or Half Bath at 85⁰ F.

COMBAT TOXEMIA by short sweating baths, followed by appropriate Graduated Cold Baths. Prolonged Neutral Bath, beginning at 96⁰ F. and daily lowering the temperature to 90⁰ F.; increase

duration from 30 minutes to 2-3 hours daily; copious water drinking; colonic daily.

IMPROVE NUTRITION OF SPINAL CORD—Fomentation to the spine at 110⁰-120⁰ F. twice daily, with Heating Compress during the interval between. Thorough massage of the back; suspension, or spine-stretching by flexion of the trunk upon the thighs or flexion of the thighs upon the trunk.

ATAXIC MOVEMENTS—Special exercises in small movements of each of the affected muscular groups.

LIGHTNING PAIN—Prolonged Warm Fan Douche to spine at 95⁰-100⁰ F., 2-3 times a day (with pressure at 2-5 pounds.)

GASTRIC CRISES—Very hot Fomentation to the abdomen several times a day, followed by Heating Compress when nerves of lower back are sensitive; continue for several weeks; Revulsive Compress to stomach.

LOCAL PAINS—Revulsive Compress and Revulsive Douche, followed by Heating Compress.

RECTAL PAIN—Very hot Anal Douche at 115⁰-122⁰F., with little pressure; Revulsive Sitz Bath; Fomentation over buttocks; Hot Colonic.

PAREISIS OF BLADDER—Daily Colonic. Cold Plantar Douche.

TROPHIC CHANGES - CHARCOT'S JOINTS—Fomentation to the parts when painful, 3 times a day, with Heating Compress during the intervals between. Apply mechanical support when necessary.

CONTRAINDICATIONS—Cold baths, cold applications to spine, general cold douche, very hot applications.

GENERAL METHOD—Build up his general health by gentle tonic measures, carefully avoiding such applications of cold water as are found to increase pain or aggravate other symptoms; combat the local morbid process in the spine by the measures above indicated, and restore the power of coordinated movement in the affected muscular groups by special gymnastic training.

MENINGITIS—1

SYMPTOMS—Symptoms vary considerably, but usually include a sore throat, fever, headache, stiff

neck, and vomiting. Children and adults can become critically ill in 6-24 hours after the first appearance of the symptoms. This condition requires rapid diagnosis and initiation of treatment. Take him to the emergency room immediately! Demand immediate help!

Symptoms include sore throat, red or purple skin rash, fever, chills, malaise, headaches, vomiting, sensitivity to light, nausea, delirium, stiff neck, and convulsions.

In infants: vomiting, fever, difficult feeding, irritability, a high-pitched cry, a bulging fontanel (soft spot on top of the head). Changes in temperament and extreme sleepiness indicate dangerous changes in cerebrospinal fluid.

Warning: A child can be hurt when he is picked up.

CAUSES—Meningitis is an inflammation of the two membranes that cover the brain and spinal cord. They are called the meninges. In addition, the thin membranes that cover the spinal cord may also be infected. It is a contagious disease.

Causes include several different viruses (including those causing polio, measles, rubella, fungi, yeast infection) and several types of bacteria.

Infection can spread from the nose and throat to the meninges. A depleted immune system (along with nose and throat trouble) can cause it to enter the blood stream and go to the brain.

If not treated properly, a case of flu or ear, nose, and throat infections can develop into meningitis.

Eating heavy meals or taking drugs while sick can cause an infection to drive deeper into the system and enter the brain area.

Other factors aiding in the development of meningitis are alcoholism, brain surgery, brain cancer, exposure to chemical agents, head injury, pneumonia, Lyme disease, syphilis, tuberculosis, or anything that weakens the immune system (chemotherapy, radiation treatment, steroid therapy, HIV infection, and certain types of cancer).

Of the three main types of meningitis, viral infection is more common and produces milder symptoms, such as malaise and headache, which generally clears up on its own in a week or two.

But the bacterial type requires prompt, aggressive treatment—or brain damage or death can result. (Any time a bacterial infection occurs [such as strep throat or an ear infection], eliminate it; do not ignore the problem.)

Fungal meningitis progresses more slowly, but also requires medical care.

Do not guess! Call a physician!

Meningitis is more common in children than adults.

TREATMENT—

- Meningitis can progress quickly and become life threatening in 24 hours for adults, and even quicker for children. Call a physician.
- Rest in bed in a dimly lit room. Drink plenty of clean liquids. Take cool sponge baths, if there is fever.
- If untreated, permanent brain damage and possible paralysis can result.
- Drink citrus juices, from lemons, oranges, and limes.
- For fever, use catnip tea enemas. The tea can also be sipped.
- Goldenseal is a natural antibiotic. Echinacea boosts the immune system.
- It is best not to eat food during the acute phase. Eating food stops the elimination of toxins from the tissues, so that digestion can begin. This causes the toxins to be thrown still deeper into the system.
- When the acute phase is ended and recovery is beginning, eat a nourishing diet of fruits and vegetables. Fresh pineapple helps reduce the infection.
- Avoid meat, dairy products, caffeine, and salt. Avoid processed, sugared, and white-flour foods.
- If there are no complications, recovery usually takes three weeks under a physician's care.
- Remember: Meningitis is contagious. Those caring for a person with this disease must be very careful, and be sure to obtain adequate rest.

—Also see "[Meningitis—2.](#)"

ENCOURAGEMENT—Christ calls to you, "Choose you this day whom ye will serve." There is necessity for a decided choice, for Jesus said, "You cannot serve God and mammon." We cannot have divided service, part for God and part for the devil. Give your life to God.

MENINGITIS—2 (J.H. Kellogg, M.D., Formulas)

GENERAL—Careful Cold Mitten Friction, 2-4 times daily.

COMBAT CONGESTION OF THE BRAIN AND SPINAL CORD—Ice Cap; Ice Collar; Cooling Compress to the head; Ice Bag to the spine; general derivative treatments, such as Hot Hip Packs and Hot Leg Packs; Hot Blanket Pack; Hot Full Bath at 102⁰F. The head should be protected by the Ice Cap, or Ice Collar, during all hot applications. Fomentation to the spine every 2 hours. Spinal Ice Bag during intervals between. Vigorous skin circulation must be maintained (see "[general](#)," just above).

PREVENT BRONCHITIS—Fomentation to the chest twice daily; well-protected Heating Compress during interval between. Keep shoulders dry and well-protected while in bed. In Cold Bath, see that the water covers the shoulders. The Chest Compress must cover the shoulders.

HEADACHE—Fomentation to the back of the neck, Ice Compress to head and neck, Hot and Cold Head Compress.

PAIN IN BACK AND LEGS—Fomentation to back; Hot Hip Pack. Repeat every 4 hours or more often. Heating Compress or Ice Bag during interval between.

VOMITING—Ice Bag over stomach; Hot and Cold Trunk.

DIARRHEA—Enema at 95⁰ F. after each movement. During interval between, give Cold Abdominal Compress at 60⁰ F., renewed every 15 minutes with Fomentations to the abdomen for 15 minutes, every 2 hours.

MUSCULAR RIGIDITY—Hot Blanket Pack; Hot Full Bath; Hot Fomentation, followed by well-protected Heating Compress.

HYPERESTHESIA—Neutral Bath at 94⁰-96⁰F.

DELIRIUM OR MANIA—Prolonged Wet Sheet Pack, Ice cap, or Ice Collar.

MUSCULAR SPASM—Hot Full Bath at 102⁰ F. for 15-30 minutes, with Ice Cap and Ice Collar. Prolonged Neutral Bath. Heating Spinal Compress.

CONTRAINDICATIONS—Do not use Cold Full Baths and other general cold procedures.

GENERAL METHOD—The object to be sought, by treatment, is to relieve congestion of the brain and spinal cord by diverting as much blood as possible into the skin hence the skin must be kept constantly warm. General cold procedures, such as the Cold Full Bath and the Cooling Pack must be avoided. Undue excitement of the brain and spinal cord during hot applications is prevented by protecting these parts by Ice Compresses and the application of an Ice Bag over the heart. Partial cold applications, as Cold Mitten Friction, should be administered several times daily to maintain vital resistance, care being taken to maintain surface warmth by the application of heat to the spine and legs or other parts during the treatment so as to avoid retrostasis.

—Also see "[Meningitis—1.](#)"

MENINGOCELE (Spina Bifida; Severe Anencephalia)

SYMPTOMS—A severe birth defect.

CAUSES—We cannot provide you with solutions once this occurs. We can only tell you what would have prevented it.

This severe birth defect results in exposure of the brain or spinal cord and its coverings (meninges) because of the improper formation of the vertebrae.

Death may result. Medical treatment is limited to surgery

PREVENTION—This birth defect is caused by a deficiency of folic acid, B₁₂, zinc, or vitamin A during early pregnancy.

These deficiencies may be the result of poor and inadequate nutrition or intestinal malabsorption problems in the mother.

ENCOURAGEMENT—Christ's glory is concerned in our success. When, by faith in Him, we live for Him and obey Him, we honor and glorify Him. What a thought is this! He is our sympathizing Saviour. Yield Him your life.

MENKE'S SYNDROME

SYMPTOMS—Kinky, sparse, and brittle hair. Loss of hair color, arterial aneurysms, scurvy-like bone disease (ostosis), and progressive brain degeneration.

CAUSES—The current theory is that it is a genetic disease, but it is actually a malabsorption problem in early infancy.

Celiac disease (primarily from feeding the infant wheat at too early an age; see [Celiac Disease](#)) can produce a copper deficiency, along with other deficiencies.

TREATMENT—

- Give this vital trace mineral (copper) to the child (copper IV, at 200 ug/kg/day).
- Also deal with the malabsorption problems by taking the infant or child off wheat, cow's milk, and soy milk.
- Give copper orally at 1-2 mg per day, after elimination of symptoms.

ENCOURAGEMENT—If your heart is filled with love for Christ, it will be shown that He is stronger than the passions which have ruled you in the past, whose indulgence undermined noble impulses and left the soul to the mercy of Satan's temptations. When the heart of the sinner is touched, he yields his will to God's will.

MULTIPLE SCLEROSIS

SYMPTOMS—Earlier stages: occasional dizziness, mood swings or depression, numbness in the fingers and feet, weakness in the hands and feet, loss of balance, nausea and vomiting, muscular stiffness, tremors, slurred speech, and difficult breathing. Later stages: difficulty in walking, a staggering gait. Later still: spastic movements, paralysis, extreme fatigue, and bowel and bladder incontinence.

Symptoms flare up, and then nearly disappear for a time. Yet the problem keeps worsening, over a matter of weeks, but sometimes slowly over decades.

CAUSES—Multiple sclerosis (MS) is a progressive, degenerative disorder of the central nervous system. The nerves are covered with a coating called myelin. MS destroys this covering, leaving scar tissue (called plaques) in its place. Eventually the nerves themselves become sclerotic (hardened) and stop functioning.

Possible causes include an autoimmune attacking by the white blood cells of the myelin sheaths; malnutrition or poor diet; stress; possible food allergies (dairy products or gluten); metal poisoning (lead, mercury, etc.); chemicals (industrial chemicals, pesticides, etc.); toxins from bacteria and fungi in the body; and vaccinations.

Diet appears to be a primary factor: heavy consumption of meat, sugar, refined grains, and rancid oils.

Overwork, emotional stress, fatigue, pregnancy, acute respiratory infections, chemical poisoning, and poor diet are known to precede the onset.

MS usually begins between 25 and 40, and twice as often in women as men.

There is no known cure, but suggestions, below, will help retard (and possible halt) the progress of the disorder.

TREATMENT—

- Give attention to solving as many of the above possible problems as possible.
- Eat a nourishing diet with supplemental vitamins and minerals. Fruit and vegetable juices are important.
- Avoid meat, milk, eggs, dairy products, and caffeine.
- Avoid sugar, excess fat, white-flour, rancid oils, fried foods; all of which are able to destroy nerve cells.
- The mercury fillings in your teeth may be a factor. The levels of mercury in people with MS are seven times higher than those in other people. Get rid of your mercury fillings, if you have any symptoms of MS.
- Massage and regular exercise are helpful. Keep mentally active.
- Avoid stress and anxiety; they can bring on attacks.
- Short fasts are helpful.

- Hyperbaric oxygen therapy has been used successfully in some other countries (outside the U.S.).
- Helpful herbs include ginkgo, suma, gotu kola, kelp, hop, chamomile, skullcap, and valerian.

ENCOURAGEMENT—There is no mystery in the law of God. All can comprehend the great truths which it embodies. Everyone can grasp its rules. Obedience to the law is essential, not only to our salvation, but to our own happiness and the happiness of all with whom we are connected. But only in Christ's enabling strength can we render that obedience.

MUSCULAR DYSTROPHY

SYMPTOMS—Weakness of the muscles, scoliosis (curvature of the spine), enlargement of certain muscle groups (calves, trapezius, etc.) to compensate for loss of major muscle groups. The muscles gradually shrivel and weaken. The muscles in the trunk are especially affected. All muscles eventually become involved.

CAUSES—Muscular dystrophy (MD) produces a weakening and wasting of muscle tissue which is not noticed (because of replacement of muscle tissue with fat and fibrous scar tissue) until there is substantial damage.

Animals given a vitamin E deficient diet develop muscular dystrophy. It is believed that MD could be wiped out if vitamin E was given to all expectant mothers and bottle-fed babies. Mother's milk has six times as much vitamin E as cow's milk, and almost twice as much selenium.

There may a hereditary factor, but diet is still the crucial issue.

TREATMENT—

- Vitamin E and selenium should be given orally, intramuscularly, and intravenously at the very outset of the disorder, in order to arrest it. Vitamin E: intramuscularly at 80 mg per day; orally, at 800-1,200 daily. Selenium: orally, intravenously, and, intramuscularly at 50-1,000 mcg per day, based on weight.
- Essential fatty acids are needed (5 gm daily). Also choline or soy lecithin, at 10-20 gm

per day.

- Avoid food allergens and excessive fats; no more than 20% of daily calories should be in fat.
- Avoid exercise for one month during initial treatment period, to avoid undue injury to already weakened muscles.

—Also see "[Birth Defects](#)."

ENCOURAGEMENT—Battles are to be fought every day. A great warfare is going on over every soul, between the prince of darkness and the Prince of life. And you and I are in the middle of it. We must stand true to God, and we do this by continually choosing to remain submissive to His will. No one but your own choice can remove you from Christ's protection.

MYASTHENIA GRAVIS

SYMPTOMS—Muscular weakness, fatigue, emotional stress, and droopy eyelids. Difficulty in breathing, swallowing, and speaking.

The onset is gradual, and the symptoms are worse in the evening. The person complains of difficulty in chewing, swallowing, and talking.

CAUSES—Myasthenia gravis is a disease characterized by great muscular weakness (without atrophy) and progressive fatigability. The name means "muscle weakness."

Adolescents and young adults, especially women, are the most likely to have this problem. But it sometimes occurs in newborn infants and adults over 40. In the latter case, a tumor in the thymus is involved. It rarely occurs past 50.

The muscles of the face and neck are primarily involved, but those in the trunk and extremities may also be involved.

Some cases are mild; others are rapidly fatal. When the respiratory system is involved, death is much more likely to result from this disease. Progress of the disorder is variable, and prolonged remission may occur.

It is thought to be an autoimmune disease that causes malfunctioning of the enzyme, acetylcholine, which is responsible for inducing muscles to contract. (It is conjectured that there may also be an excess of cholinesterase at the myoneural junction in which the nerve impulses fail to induce normal muscle contractions, but this is less likely.)

There is a failure in transmission of nerve impulses at the neuromuscular junction. Either the acetylcholine release is not adequate or the muscle response to the acetylcholine is not sufficient. An autoimmune factor may be involved (i.e., there are so many toxins in the body, that the system interferes with normal functions.)

Autointoxication may thus be a primary cause. Toxins accumulate in the bloodstream from chemicals, chronic constipation, etc. Either they destroy the muscular system or they trigger other body systems to do so.

Chronic constipation can cause the cecum to press against the ileocecal valve, releasing poisons of the colon back into the small intestine. This is a dangerous situation, since toxins in the small intestine are absorbed into the blood far more quickly than when they are in the colon.

TREATMENT—

- Clean out the colon, by means of colonics or high enemas. Go on a fruit/vegetable juice fast for several days.
- Begin eating a nourishing diet, not overeating, and always including an abundant amount of roughage (to aid in preventing constipation). Drink enough fluids.
- A deficiency in vitamin A can produce muscular and spinal cord degeneration. Also important for the nerves and muscles are vitamins B (all), C, and E. Calcium, magnesium, potassium, silicon, manganese, and zinc are also important for muscles and nerves.
- Lecithin is very important for good nerves, as well as chlorophyll.
- Good foods include buckwheat, millet, rye, and red potato peeling broth.
- Avoid the solanaceous crops, for they contain solanine, which interferes with the neurotransmitter, acetylcholine. These foods include tomatoes, white potatoes, green and red peppers, egg plants, and tobacco.
- Avoid the glue foods, such as white flour and dairy products. Stay away from fried foods, meat, all animal fats, cheese, and eggs.
- Do not overwork. Learn to relax; learn to work at a more moderate pace, and stop more

frequently to rest.

- Walk a little outdoors, and gradually build up. But do not overdo. A little walking is good; too much of any exercise might not be.
- Helpful herbs include slippery elm, comfrey, oatstraw, and the nervine herbs: skullcap, hop, chamomile, valerian, dong quai, wood betony, and small amounts of lobelia.

ENCOURAGEMENT—The world that Satan has claimed and has ruled over with cruel tyranny, the son of God has, by one vast achievement, encircled in His love and connected again with the throne of God. Thank your heavenly Father for what He offers you! And accept it now, right now.

PARKINSON'S DISEASE (Shaking Palsy, Paralysis agitans, Parkinsonianism)

SYMPTOMS—Initially: mild to moderate tremor of the hand or hands while at rest, a feeling of being slow and heavy, tendency to tire more easily, muscular stiffness, loss of skill in the fingers and thumb (writing, buttoning and unbuttoning, playing the piano, etc.)

Later: depression, loss of appetite, muscular rigidity, permanent rigid stoop, shuffling gait, drooling, tremors, fixed facial expression, and impaired speech. Ability to maintain balance may be affected.

The body gradually becomes rigid as limbs stiffen. Dementia may occur.

Principle signs are tremor at rest, muscle rigidity, and slow or retarded movement. Tremors and slowness generally begin in one limb, then progress to the other limb on the same side; later still to the other side. Usually the hands are affected before the feet.

CAUSES—Parkinson's disease is a gradual degeneration of the nervous system. The nerve cells in the basal ganglion of the brain are gradually destroyed.

Parkinson's disease is one of the most common debilitating diseases in the United States. But actual disability usually does not occur for 10-15 years after onset of symptoms.

Although the underlying cause is not known, symptoms appear when there is a lack of dopamine in the brain. Dopamine is made by the body, and carries messages from one nerve cell to another. Normally, another neurotransmitter, acetylcholine, is made, to keep dopamine in balance. When there is not enough

acetylcholine, myasthenia gravis occurs; when there is not enough dopamine, the result is Parkinson's disease.

In Parkinson's, the problem generally is destruction of the cells which make dopamine. But sometimes the cause is blockage of the dopamine receptors in the brain.

One possible cause of this disorder is that too many toxins have been released in the body for the blood to filter out through the liver. An excess of chemicals, drugs, toxins in meat eating, etc., are thought to be involved. It is known that one of the chemicals in heroine directly destroys the key brain cells preventing Parkinson's. A chronic poor diet, over many years, is also considered to be a significant factor.

TREATMENT—

- It is very important that the person afflicted with Parkinson's disease keep active. Muscles which are not used atrophy more quickly. The person's own determination and faithfulness in an exercise program will forestall the progress of the disease better than almost anything else. Every exercise keeps the muscles more useful. Use a wide variety of simple exercises! Buy a book on weight lifting; but, of course, use much smaller weights. Swing the arms forcefully when walking. Exercises involving joint movements (including the neck) are very important.
- Keep the feet a distance apart, when walking, and take short steps, when turning.
- Typing, writing, working with clay, etc., helps the fingers.
- Breathe deeply in and out.
- Take frequent rest periods.
- Read aloud, to keep the mouth muscles in good condition.
- Any act difficult to perform should be done daily.
- A nutritious diet, adequate rest, exercise in the open air, enough fluids, and sunlight help slow the effects of Parkinson's disease.
- Octocosanol is found in wheat germ oil. It helps the neuron membranes.
- Eat foods and take supplements containing antioxidants. The most important of these is vitamin E (3,200 IU daily!) and vitamin C (3,000 mg daily!). This can slow the

progression of Parkinson's disease by 2-3 years! Theoretically, a person who takes significant dosage levels will never contract Parkinson's disease in the first place. It appears that free-radical damage may be a major cause of damage of dopamine-producing brain cells.

- Iron supplementation seems to help in some cases. The production of tyrosine, an enzyme involved in dopa production (the precursor of dopamine), is stimulated by iron supplementation in the diet.
- Here are some additional helps and dosages of worthwhile natural substances: octocosanol (300 mcg, three times a day), Neuro-Gen leucine (10 gm/day), l-methionine (5 gm/day), essential fatty acids (1tbsp., twice a day), ltyrosine (100 mg/day), dl-phenoalanine (100 mg, three times a day), B₁ (200 mg, three times a day), B₆ (100 mg, three times a day), betaine HCl (75-200 mg three times a day before meals).
- Overweight is a problem; take the extra weight off.
- Ingestion of aluminum is a factor in Alzheimer's disease, and it may also be involved in Parkinson's disease. Do not use aluminum cookware or use deodorants containing it (alum is aluminum). Also avoid lead. Some people with Parkinson's disease have high levels of lead in their brains.
- L-dopa (L-dihydroxyphenylalanine), in form of the drug brand, Levodopa, is a synthetic dopamine which is given to patients, to supply the missing dopamine. Intriguingly enough, actual dopamine (from animal sources) cannot be given, because there is a blood-brain barrier rejecting it. So levodopa is given, which is accepted (through conversion to dopamine in the basal ganglion).
- But two facts should be noted: (1) Vitamin B₆ reverses the effects of levodopa, so efforts must be made to eliminate B₆ from the diet. (Eat in moderation bananas, oatmeal, peanuts, whole grains, potatoes, meat, and fish and only eat protein foods in the evening.) (2) Levodopa usually produces side effects, such as nausea, vomiting, insomnia, mental confusion, and agitation, as well as liver and kidney damage.
- L-dopa and carbidopa can aggravate and speed up the progress of Parkinson's disease in many cases, and is said to have little beneficial effect in over half the cases.

ENCOURAGEMENT—Man's happiness must always be guarded by the law of God. That law is the hedge which God has placed about His vineyard. By it those who obey are protected from evil. But only through Christ's enabling merits can you be empowered to obey the Ten Commandments.

POLIO (Poliomyelitis, Infantile Paralysis)

SYMPTOMS—Fever, nausea, diarrhea, headache, and irritability.

Incubation is generally 2-7 days, and onset is often abrupt. There may be digestive disturbance, plus a slight elevation of temperature, usually for not more than 3 days. Then paralysis may, or may not, develop.

Bend the person's neck forward. If it aches, polio may be coming on.

CAUSES—Poliomyelitis means "gray marrow," and is inflammation of the gray matter of the spinal cord. The condition is not confined to infancy, nor is paralysis always involved. Polio is a virus infection of the spinal cord which destroys the nerves controlling muscular movement, often resulting in paralysis of certain muscles.

The first of two stages of polio is the infectious stage, when the virus is active. The second is the noninfectious stage, when recovery may occur.

Paralysis may be confined to a small part of the body or much, or nearly all, of it. But muscle atrophy may also occur. Death usually only occurs in bulbar and respiratory cases. Aside from bronchopneumonia, other complications are relatively few.

Epidemics, when they occur, usually reach their peak during the warmest months (July and August).

TREATMENT—

- In the late 1940s, Benjamin Sandler, M.D., was interviewed on the radio in the spring, just before the summer polio season. He declared that, if sugar foods and especially Cokes and soft drinks were avoided, polio would not be contracted. This went into the newspapers and the East Coast area covered by the announcement had very little polio that summer. Later, Sandler wrote a book detailing his concept.

Sugar injures the nerves; calcium is needed by the nerves; highly acid substances remove calcium; phosphorous locks with calcium and carries it off, making it unavailable. Coca Cola-type drinks combine all these special qualities! The liquid in Coke is more acid than vinegar, yet is not noticed because of the very high sugar content. Coke is phosphoric acid. So the sugar and acid eat away the calcium, and the phosphorus immediately locks

into it. A tooth, dropped in a glass of Coke, will melt away in a matter of hours.

- Another factor is being cold. People drink Cokes and other soft drinks at swimming pools, then jump and in and vigorously swim in the cold water. So many people contract polio at swimming pools in the summer that it is suspected that there must be something in the pool water. But the problem is the soft drinks, not contaminated pool water.
- The body is adapted to the intense heat of mid-summer; but poor diet plus soft drinks weaken it, then the cold plunge intensifies the effects.
- Because it was so dangerous to the health, Coca Cola was banned from interstate commerce by the original Food and Drug Administration early in the 20th century. That is why, to this day, Cokes and Pepsi's are made in local bottling plants. The syrup is shipped interstate, and then, with water, is poured into bottles.
- Franklin D. Roosevelt was very athletic. He fought a forest fire near his home, ate some junk food, and jumped in an ice-cold river to cool off. He then came down with polio.
- Another factor is keeping the body warm.
- As soon as a person comes down with polio, he is placed in bed and observed. —But, what should be done is to place him immediately in a warm, full bathtub or, better, give him the "Kenny packs."
- Nurse Kenny (called Sister Kenny, because nurses in Australia are called "sister") applied hot packs to the patients (on parts, or all, of their bodies), and eliminated polio with few or no after effects. But this water therapy method was not permitted in America. It was too effective.

Other factors:

- During the infectious stage, keep the diet high in protein and potassium, to replace that which is lost because of tissue destruction.
- Fluid, caloric, and sodium intake should also be increased because of the fever. Additional B vitamins are also needed, along with vitamins A and C.
- Give [antispasmodic tincture](#) (which see). Give doses (according to age) of 8-15 drops in 1/4th glass of hot water.
- Helpful herbs include prickly ash berries, wild cherry bark, valerian root, skullcap,

goldenseal, black cohosh, red clover, catnip, and yellow dock.

- Dr. Salk, himself (developer of injectable polio vaccine), warned against the serious dangers in taking oral polio vaccine! Beware of oral polio vaccine! In the latter part of the 20th century, oral polio vaccine has produced more cases of polio than any other agency.
- In addition, there is extreme danger in handling the bowel movement of an infant who has received the oral polio vaccine! You can get crippling polio from doing so.
- Medical history reveals that people who were vegetarians, did not eat junk foods, or drink soft drinks, but lived a clean life—and avoided polio vaccines; and those recently receiving them—have rarely contracted polio.

ENCOURAGEMENT—The way of salvation has been opened to the fallen race on Planet Earth. That salvation is offered to you, right now. It is yours to claim, as you accept Christ and let Him strengthen you, to obey the precepts in the Bible.

POST-POLIO SYNDROME

SYMPTOMS—Difficulty in swallowing, which could produce a risk of choking. A progressive muscle weakness.

CAUSES—More than 125,000 Americans have post-polio syndrome.

TREATMENT—

- A cleansing diet, followed by a rebuilding, nourishing diet. Avoid all the junk foods.
- Eat foods high in fiber and vitamin/mineral supplementation. Calcium, magnesium, potassium, and silicon are important. Selenium and zinc, along with vitamins A, C, D, and E are antioxidants. The B complex is important for strengthening the nerves.
- A regular exercise program.

—Also see "[Polio](#)" and "[Nerves Strengthening](#)."

ENCOURAGEMENT—There are many battles to be fought, but our part is to cling to Christ as little

children, pleading for His help. He will enable you to come off more than conqueror in the battles with temptation and sin.

KURU

SYMPTOMS—Ataxia (balance problems) and decreased coordination progressing to paralysis, dementia, slurring of speech, and visual disturbances.

CAUSE AND PREVENTION—Kuru is a slow, progressive, fatal viral infection of the central nervous system. The incubation period may be 30 or more years, but death usually occurs within months of the onset of symptoms.

There are only two classes of people who contract kuru: (1) cannibals, particularly in the central New Guinea highlands and (2) those who submit to transplant surgery.

Research reveals that brain tissue from infected people produces the disease when inoculated into primates in the laboratory.

So the solution is to not eat people, either through cannibalism or by having transplant surgery. (A second problem to transplant surgery is that most persons must thereafter remain on immunosuppressants the rest of their life. Doing so renders them as vulnerable to disease as a person with AIDS.)

ENCOURAGEMENT—We owe to Christ all that makes life desirable, and He asks of us the affections of the heart and the obedience of the life. His precepts, if obeyed, will bring happiness into the home life, happiness to every individual.



**ENCYCLOPEDIA
INDEX PAGE**

Section 9

Nervous-Mental

Part 5

Memory Problems

MEMORY IMPROVEMENT

IMPROVING YOUR MEMORY—Here are several suggestions to try to remember:

The attitude toward remembering is important. As we get older, it is easier to become lazy about trying to learn.

Pay attention to what you want to remember. Sometimes we are too busy or indolent to really give our attention to what we need to remember.

An outstanding way to remember something is to say it out aloud to yourself. When you do this, you both speak it and hear it. If it is written down and you do this—you see it, speak it, and hear it.

An equally outstanding way to memorize something (or teach it to children) is to say it over several times. Saying it, speaking it, hearing it, and repetition, are powerful ways to learn math tables and other things.

Here are more suggestions:

Categorize the items you want to remember. List what you need to remember under their logical categories, and you will be more likely to remember the main points and the subsidiary ones.

When you set your glasses down on a table where you do not usually place them, take a good look at them and think about what you have done.

As you walk away from your car in a mall parking lot, say out loud, to yourself, aspects of the location, so you can return to it.

When trying to remember someone's name, take a good look at their face as you think of, or speak, their name.

When trying to remember numbers, put them into units or chunks. It is harder to remember 6-8-7-2-5-0-9 than it is to recall 687-2509.

If you are trying to memorize a new word or how to spell it, learn the meaning of the word and make it part of your everyday vocabulary. Or write it down several times.

Associate a new word or name with a similar word or an object.

Select the most important things to remember, and skip the rest.

Quiz yourself on what you are supposed to remember before you come to the time when you have to use that knowledge.

Avoid stress. When you are under tension or in a time schedule, it is harder to remember things.

Of course, you can also jot down lists on paper. Some people quickly write notes on the palm of their hand.

And, of course, make sure you are eating a good diet, skipping the junk food, getting fresh air, exercise every day, and getting enough rest at night.

In addition, there are also nutrition and lifestyle factors which will affect your memory. See "[Nerves, Strengthening](#)."

—Also see "[Memory Problems](#)."

ENCOURAGEMENT—How much should those rejoice who are the objects of such amazing love! Christ loved you, or He would not have died to forgive your sins and enable you to obey His Father's law. Accept the great salvation, and rejoice that your name is written in heaven.

MEMORY PROBLEMS (Forgetfulness)

SYMPTOMS—You find you are forgetting too many things.

CAUSES—People fear memory problems, because it might indicate the onset of [Alzheimer's disease](#) (which see). Alzheimer's generally begins gradually in the mid-40s, and is fairly common among many older people; so folk have reason to be concerned.

But two facts stand out: Some memory loss does not have to mean Alzheimer's; it is possible to keep the mind in good shape, even into advanced age.

Alcoholism, aging, candidiasis, stress, allergies, thyroid problems, hypoglycemia, diabetes, and poor circulation are factors in memory loss. Others are cited below.

TREATMENT—

- Eat a nourishing, balanced, diet and skip all the junk, processed, and fried food. Good food is needed to nourish the brain.
- Nutritional deficiencies, especially of the B complex and amino acids, add to memory loss. Obtain your proteins from brewer's yeast, brown rice, millet, nuts, soy, and whole grains rather than from meat sources.
- Maintain an even amount of blood sugar. This is best done by eating complex carbohydrates at mealtime, and no food between meals.
- Avoid greasy and high-cholesterol foods; both interfere with passage of food through the blood to the brain.
- Avoid free radicals in the diet; these can greatly damage brain memory.
- Avoid refined sugars; these reduce brain power.
- For some people, dairy and wheat products cause memory reduction. Try cutting them out for a month and see if there is improvement.
- Drink enough water, get enough rest at night. Exercise regularly.
- Stop using liquor, drugs, caffeine, and tobacco. Alcohol does an excellent job of destroying the brain.
- Ginkgo biloba increases blood flow to the brain. Other helpful herbs include ginseng, anise, and blue cohosh.

—Also see "[Memory, Improvement.](#)"

ENCOURAGEMENT—We owe to Christ all that we have. In requiring obedience to the laws of His kingdom, God gives His people health, happiness, peace, and joy. The more fully we obey, through faith in Christ, the happier we shall be.

KORSAKOFF'S SYNDROME (Recent Memory Loss; False Alzheimer's Disease)

SYMPTOMS—Inability to keep new events or facts in the memory, although earlier data already in the memory is still there.

CAUSES—This is a type of "amnesia" which can result from chronic alcoholism, a blow to the head, or vitamin B₁ deficiency.

Because of embarrassment, people with this problem tend to make up stories and invent "facts," to satisfy others.

A blow to the head generally brings recovery, but the problem is less likely to be reversed, if alcoholism or B₁ deficiency is the cause.

TREATMENT—

- Three times a day, take vitamin B₁ (100 mg), lecithin (2,500 mg), chromium/vanadium (50-200 mcg), selenium (200-1,000 mcg), and betaine HCl.
- Obtain adequate rest, exercise, water, and fresh air.
- Do [pulse tests](#) (which see), to determine allergies. Avoid sugar and alcohol.
- Memory loss can also be caused by [senile dementia](#), [Korsakoff's syndrome](#), [Alzheimer's disease](#), [allergies](#) (all of which see), or [alcoholism](#).

ENCOURAGEMENT—Christ will be with you in the daily battle with self, that you may be true to principle. The appetites and passions may be controlled as you rely on Him for help. Jesus has been over the ground, and knows the temptations you must meet. He knows how to guide you through them.

ALZHEIMER'S DISEASE

SYMPTOMS—Disoriented perceptions of space and time, inability to concentrate or communicate, and memory loss.

This produces depression, agitation, withdrawal, insomnia, irritability, memory loss, personality changes, severe mood swings, and senility.

An intriguing early warning sign has been discovered at the San Diego Medical Center: As much as 2 years before mental decline, those with Alzheimer's begin to lose their sense of smell. The rate at which the ability to distinguish strong odors diminishes is an indicator of how rapidly an individual will lose mental functioning. (But smokers have already lost part of this sense, so the diagnostic test does not work as well when applied to them.)

CAUSES—Alzheimer's disease is a progressive mental deterioration. Memory and thought processes are weakened and disoriented.

Nerve fibers, leading into, and out of, the hippocampus in the brain become tangled and short circuited. As a result, information is no longer carried to, and from, the brain. New memories cannot be gained, and old memories cannot be retrieved.

In addition, plaques of a certain protein (beta-amyloid) build up in the brain, damaging nerve cells.

One form of Alzheimer's occurs between 36 and 45, and is quite rapid. The more gradual form develops in those who are 65 or 70.

Simple forgetfulness is not Alzheimer's. If you do not remember your wife's name, that is forgetfulness; if you forget you have a wife, that is dementia (of which Alzheimer's is a form).

There are other disorders which produce similar symptoms: Arteriosclerosis (hardening of the arteries), which slowly reduces blood flow to the brain; a series of minor strokes; hypothyroidism; advanced syphilis.

Many elderly people are taking 8 or 10 medicinal drugs. This drugging will surely affect the brain. You can see the effects in nursing homes across the continent. Add to this a devitalized diet of fried, processed, and junk food.

Other causes include heavy metals in the body. One in particular stands out: When you hear the words, "Alzheimer's disease," think of it as "aluminum disease," for this is what it often is.

Autopsies on persons who died with Alzheimer's reveal accumulations of up to 4 times the normal amount of aluminum in the nerve cells of the brain. Significantly, especially high concentrations are in, and around, the hippocampus.

(See "[Aluminum Poisoning](#)" for much more information.)

But those with Alzheimer's also have high levels of mercury in their brain. Beware of amalgam dental fillings. Mercury from the fillings gradually passes into the body and, over a period of time, accumulates in the brain.

Obtaining an adequate supply of minerals in the diet helps keep heavy metals from accumulating in the body.

Women with Alzheimer's have lower estrogen levels than normal.

Free radicals are another factor. Avoid foods which contain them.

Those with Alzheimer's have low levels of vitamin B₁₂ and zinc in their bodies. All the B complex vitamins are important.

Vitamins A and E, important antioxidant vitamins, are also important.

Levels of choline and ethanolamine are lower in those with Alzheimer's.

Undergo a trial of intensive nutritional therapy, especially B₁₂ injections. This may ward off the developing problem.

Those with Alzheimer's tend to have a strong craving for sweets. But such a craving is frequently an indication of a food hunger for vitamins and minerals.

Some people with [Down's syndrome](#) (which see) live to be in their 30s or 40s; they usually develop Alzheimer's.

TREATMENT—

- The above data is full of suggestions for treatment and prevention.

- If a person is developing Alzheimer's, he should be told, so he can prepare for the future and settle his affairs.

ENCOURAGEMENT—How can we be in doubt and uncertainty, and feel that we are orphans? God gave all heaven in Christ, and as we come and claim the great Gift, heaven begins here. Rejoice, Rejoice. If you will cling to Christ, your future is very bright.

SENILITY (Senile Dementia; Cerebrovascular Disease)

SYMPTOMS—Memory loss in the older years, an inability to reason properly which interferes with the home, employment, depression.

CAUSES—Also called Dementia, this occurs in old age, yet is not widespread. Most older people do not have this problem. Many people in advanced age are quite clear in their thought processes.

(But there are actually two types of dementia: Primary dementia comes on gradually, without apparent cause. Secondary dementia comes on suddenly from brain injury, operation, drugs, or diabetic coma; is usually reversible. Senility and Alzheimer's are examples of primary dementia.)

Common causes of senility include poor blood circulation to, and in, the brain, cerebral arteriosclerosis, heavy metal toxicity, prolonged nutritional deficiency, prolonged use of medicinal drugs, and lack of exercise and fresh air.

Calcification and fatty cholesterol deposits in the middle cerebral artery reduces the main blood supply to the brain, resulting in a poor oxygen supply to the brain. This produces a loss of memory and typical "senile" changes.

The experts tell us that, over a matter of years, wearing uncomfortable collars and neckties tend to cause eddies in the carotid arteries, contributing to the deposition of cholesterol.

Many of those diagnosed as senile are actually suffering from the effects of medicinal drugs. Avoid drugs throughout your life, if you want a happy old age. But hearing, thyroid, liver, or kidney problems can also produce apparent memory loss. There is the possibility of brain tumors, as well as stroke, and various problems with the nervous system.

A combination of nutritional deficiencies is often the underlying cause.

TREATMENT—

- Reduce vitamin D intake to a maximum of 400 units a day, for it works with cholesterol to cause blood vessel problems. Vitamin D is angiotoxic; that is, toxic to blood vessels.
- Choline and lecithin are both important. Also take vitamin C to bowel tolerance, as well as vitamin E. The B complex vitamins are important for the nervous system and brain.
- A New England hospital successfully treated senility by giving niacin and a high-potency vitamin supplement. This opened up the narrowed blood vessels. Niacin has a vasodilatory effect on the body. That is why, when taken, it temporarily causes the face to flush.
- Stop using alcohol, tobacco, and nicotine.
- Eat lightly of nutritious food. Mainly eat raw or slowly cooked foods. Raw seeds and nuts help the brain, but eat in moderation. Millet and buckwheat are good.
- Ginkgo, an herb, may help prevent further deterioration of mental capacities.
- Daily exercising, to the point of breathlessness, is vital to good circulation. But do not overdo! Only go up to the point of breathlessness, not beyond. Too much can lead to a heart attack.
- Heavy metals must be avoided. Never use aluminum cookware, or other aluminum products. Do not use canned goods any more than necessary.

—Also see "[Organic Brain Syndrome](#)" and "[Aging](#)."

ENCOURAGEMENT—The spirit of unselfish labor for others gives depth, stability, and Christ-like loveliness to the character and brings peace and happiness to its possessor. Every duty performed, every sacrifice made in the name of Jesus, brings an exceeding great reward.

ORGANIC BRAIN DISORDER (Chronic Brain Syndrome)

SYMPTOMS—Errors in judgment, lack of reasoning ability, short-term memory loss, disorientation, poor intellectual function, neglect of personal hygiene.

Severe symptoms include hallucinations, incoherent speech, agitation, and restlessness.

CAUSES—Malnutrition can induce the symptoms of organic brain syndrome. Chemicals and other toxins can influence it also, as well as food allergens.

TREATMENT—

- Eat a nutritious, balanced, diet.
- Niacin, B₁, B₁₂, and folic acid are needed; also chromium and zinc. Essential fatty acids are also needed. Vitamin E repairs brain damage. Manganese improves memory. The brain also needs calcium and magnesium. Lecithin helps clean plaques from the arteries.
- Include enough fiber in the diet. A congested colon weakens the blood supply to the brain.
- Avoid overcooking and too much cooked foods.
- Avoid alcohol, lead poisoning, mercury poisoning (found in dental amalgam).
- Do a pulse test, to determine if food allergens are part of the problem.
- Do a six-hour glucose tolerance test, to see if diabetes or hypoglycemia is involved.
- Hydrochloric acid (Betaine HCl) supplementation may be needed to increase food absorption.
- Herbs which help include capsicum, burdock, echinacea, garlic, ginkgo, psyllium, and gotu kola.

ENCOURAGEMENT—He who has given His precious life because He loved you, and wanted you to be happy, will be a Captain who will always be mindful of your interests. As, by faith in Christ, you obey Him, in the very act of fulfilling your duties God will bring you a blessing.



**ENCYCLOPEDIA
INDEX PAGE**

Section 9

Nervous-Mental

Part 6

Emotional, Mental

HYPERACTIVITY (Hyperkinesis)

SYMPTOMS—Cannot sit still, short attention span, impulsive acts before one thinks, runs rather than walks, forgets easily, moody, temper tantrums, irritated and indifferent when disciplined, determined to get his own way.

Sleep disturbances, clumsiness, head-knocking, bothers other children, speech and hearing disorders, extreme distractibility, absent-mindedness, unable to follow a series of instructions.

Not all symptoms are found in any one child. The symptoms are not limited to children, but are also found in some adults.

Keep in mind that most children display some hyperactive symptoms at times.

CAUSES—Hyperactivity is now called "attention deficit disorder" or, sometimes, "attention deficit hyperactivity disorder" (ADHD). Primarily occurring in children, it produces a variety of learning and behavior problems.

Some of the causes include:

Allergies to milk, wheat, chocolate, yeast, food additives, oranges, and antibiotics.

Lead poisoning can be a significant factor.

Eating too much sugar or sugar foods, smoking during pregnancy, oxygen deprivation at birth, prenatal trauma.

Artificial food additives, preservatives and foods containing salicylates, other food additives.

Low-protein diet.

Emotional problems and inadequate, inconsistent, or ineffective discipline in the home. Hyperactive children often control the situation in the home more than the parents. Because parents are too yielding, children find they can scream their way to dominance, and become uncontrollable.

When spoiled children enter school, they sometimes try to use overactivity to control their new environment.

Hyperactive children often have learning disabilities.

Certain types of fluorescent lights are overstimulating.

Overstimulation from television, competitive games, violent TV programs and, nutritional deficiencies are major factors.

Mothers who smoke are more likely to give birth to brain-damaged or hyperactive children.

Children from broken homes are more likely to have this problem.

A strong link has been established between learning disabilities and juvenile crime. Try to solve the problems early.

TREATMENT—

- Change whatever items, cited above, you are able.
- Provide the child with a nourishing diet, as discussed elsewhere in this book. This is important.
- Locate and eliminate food allergies. See "[Allergies](#)" and "[Pulse Test](#)."
- Avoid all foods containing salicylates.
- Foods that irritate the stomach or inflame the nerves must be removed from the child's diet. Avoid all refined sugar, fried, and junk foods from the diet. This includes soft drinks. Eliminate artificial flavorings, colorings, and preservatives. Do not attempt to only change the diet partway. Nourishing food, and only nourishing food, must become a way of life. It will help all in the home. It will be easier for the child to accept the new regime if the mother (and hopefully, father) does also.

- The parent must learn to control the situation, by training the child to obedience and self-control. This is vital. Teaching the child to obey you causes him to learn to control himself. This enables him to organize, and better manage, his mental discipline and his entire life.
- Regularity in rising, eating, bedtime, and other daily schedules is important.

—Also see "[Dyslexia](#)."

ENCOURAGEMENT—A strong, helpful grasp of the hand of a true friend is worth more than gold or silver. Christ has been such a friend to you. He asks that you be such a friend to others.

DYSLEXIA (a disturbance in the ability to read)

SYMPTOMS—A physical problem. The child's eyes actually see the letters backward, as compared to the normal child's eyes.

CAUSES—Dyslexia is sometimes called [hyperactivity](#) (which see), but there is a partial difference. Dyslexia is a complex syndrome rather than a specific disease.

In some instances, a true organic or biochemical brain injury has occurred. But most of the time, the problem is more easily treatable.

Food allergies are often a key problem.

TREATMENT—

- Food allergies should be located and eliminated. Food sensitivities can produce learning disabilities, which may appear to have organic origin.
- Beware of sugar, wheat, milk products, possibly certain other grains, and meat. In one or more (often several) of these may lie the problem.
- Carry out [pulse tests](#) (which see), to determine possible causes, and eliminate offending foods.

- Taking hydrochloric acid (betaine HCl) and digestive enzymes may be necessary for a time.

ENCOURAGEMENT—In all His dealings with His creatures, God has maintained the principles of righteousness by revealing sin in its true character. It is obvious that the wages of sin is misery and death. The unconditional pardon of sin never has been and never will be. God saves us from sin, not in sin.

NIGHTMARES

SYMPTOMS—Unpleasant dreams while sleeping.

CAUSES—In most cases, nightmares can be solved.

TREATMENT—

- Do not eat 4 hours before bedtime.
- Eat a light supper of fruit and toast. Too much food in the stomach is a major cause of nightmares.
- Food allergies are another prime cause. Search them out and eliminate them (see "[Allergies](#)" and "[Pulse Test](#)").
- Hypoglycemia is another significant cause. The low point of low blood sugar level occurs at 4 to 4½ hours after food is eaten, especially sugar foods and drinks (cookies and milk, etc.).
- Include chromium in the diet.
- Avoid caffeine.
- Liquor drinking and hard drugs induce nightmares.
- Sometimes the problem is emotional; a parent that is mean to the child, a terrifying incident that a person has had, etc. Go to God with these problems; only He can bring peace of heart.

- Before bedtime, go outdoors and walk in the cool night air, breathe deep, and relax.
- Some take a whole, warm, bath before bedtime, to relax.
- Avoid enervation of any kind. Do not overwork.

ENCOURAGEMENT—It would fill the unfallen worlds with consternation if God were to take men who love and revel in sin—to heaven. Thank God, there is power in the blood, to cleanse from sin and defilement. There is strength in the atonement, to enable man to fulfill the will of God in his life.

PHOBIAS and PANIC ATTACKS (Irrational Fears; Anxiety Disorder; Agoraphobia; Claustrophobia, etc.)

SYMPTOMS—An irrational fear of something, which ordinary people are not bothered by. The experts call it an irrational, involuntary, inappropriate fear reaction that generally leads to an avoidance of common everyday places, objects, or situations.

Symptoms include attacks of tension, panic, dizziness, tightening of the throat, inability to swallow, muscle twitching, sweating, depression, nausea, and obsessions. Feeling of being outside the body.

The heart starts beating faster; the person feels nauseous, shaky, as if about to faint.

CAUSES—There are three types of phobias: simple phobias, social phobias, and agoraphobia.

Those with simple phobias dread a certain situation, place, or object.

Social phobics are those who do not like to be in public situations, such as a party. They fear doing something which may embarrass themselves.

Agoraphobics fear being alone, being in public places, or being in strange places. It is a fear of being away from a safe person or place. This is the phobia that people most frequently talk to professional counselors about. Most agoraphobics are women, who develop it between 15 and 35.

Panic attacks are closely related to phobias and strongly held anxieties.

The body has a natural fight-or-flight mechanism, when more adrenaline is produced, causing the body

to increase metabolism of proteins, carbohydrates, and fats, so the body will have more immediate energy. Muscles become tense, and heartbeat and breathing become more rapid.

But when this mechanism occurs, without a reasonable reason, the result is a panic attack.

The problem often develops suddenly after a major problem, such as a severe illness, accident, or mental depression.

The attack may occur suddenly, perhaps while standing in line at the checkout counter. The worst thing such people can do is to go home and stay there, in order to avoid facing the problematic situation. This prevents the formation of coping skills and only worsens the problem.

Some can only go outdoors if they have a certain friend or trusted dog with them. Some can move freely about in a feared area if it is dark. Wearing sunglasses when they go out in the daytime may ease the problem while they are overcoming it.

Hot weather, fatigue, or illness often makes the symptoms worse.

Post-menstrual syndrome is another cause.

TREATMENT—

- Phobics often eat lots of sweets. Cut them out of the diet.
- White flour should also be eliminated. Only eat whole grains.
- Avoid caffeine in every form (including chocolate) if you have panic attacks. Do not drink alcohol. Medicinal drugs can be a cause.
- Rebound anxiety and panic attacks can occur when Valium, Xanax, or Prozac is taken, to ward them off. Xanax can be addictive!
- Food allergies can be the cause (cow's milk, corn, etc.). Keep a food diary and gradually, over a period of time, determine what foods are bothering you. Do [pulse tests](#) (which see).
- Panic attacks and calcium deficiencies go hand in hand. Calcium protects the nerves and prevents toxins from irritating them.
- Valuable minerals, such as calcium, magnesium, and potassium are depleted by stress. The B vitamins are also important in resisting stress.

- Selenium elevates mood and decreases anxiety.
- Take chromium (200-300 mcg/day), B₆ (100 mg/3 times day), B₃ (450 mg/3 times day), B₁, B₂, B₅ (50 mg/3 times day), tryptophane (10 gr/3 times day), calcium (2000 mg/day), and magnesium (800 mg/day).
- Eat a rounded balance of amino acids; but, of course, do not consume too much protein.
- Chemical fumes, such as formaldehyde from newly purchased clothes or carpets, can induce panic attack feelings.
- A severe hypoglycemic (low blood sugar) reaction. Professionals call this a "crash and burn" curve because the down slope on the glucose curve is almost vertical. Diabetes can be involved here. (See "[Hypoglycemia](#)" and "[Diabetes](#).")
- Do a six-hour glucose tolerance test.
- Get regular exercise out-of-doors. Adequate rest is important.
- When you have a problem, have a friend you can talk it over with.
- Avoiding your fear keeps you from overcoming it. Face your fear and, slowly, reason with yourself that it is nothing to be worried about. One individual feared allowing a small bird on, or near, her. She overcame it by slowly placing her finger near a tame canary in a cage, which hopped on and sat quietly. After doing this for several days, the fear was overcome.
- Think to yourself, "That person (object, place) cannot hurt me." It is the truth, and keep telling it to yourself. Shift from negative thoughts toward it, to positive thoughts.
- Recognize the attack for what it is. You have had them before, so you know you are not going to die. You have left the house before, and you know you can do it again. You can do it.
- Be easy on yourself, but keep pushing forward. Even if an attack comes on, tell yourself how you succeeded, and keep at it. Do not give up.
- Start out slowly, but expose yourself to the unpleasant environment a little every week. Set goals for yourself: one-week goals, 8-week goals, etc. Push forward and accomplish them.

- You will notice that sometimes the fear is stronger than at other times. Determine what causes it to increase: a dietary problem, not enough rest, etc.
- When an attack comes on, you have an excess of adrenaline. So do not sit still. Instead move about and do something; this will help use it up. Walk around or exercise during the attack. If the situation is such that you cannot move about (you are standing in line, etc.), then play a game at alternatively tightening and loosening various muscles in your body. Tighten the large muscles in your upper legs, then release them.
- It is now known that people with inner ear problems (where the sense of balance is located) tend to have phobias and panic attacks.
- When an attack seems to be coming on, breathe deeply. Take repeated deep breaths. This relaxes the mind and helps the whole system brace against the intruding fear. (When an attack begins, phobics tend to take short, rapid breaths. The body is not receiving enough oxygen and is losing too much carbon dioxide, the heart begins beating faster, and there is a sense of air hunger.) Instead, breathe slowly and deeply.
- Women who wear tight-fitting clothes tend to become chest breathers, and are more likely to have panic attacks. Men should wear suspenders.
- Maintain good posture. Practice deep breathing every so often.
- When an attack begins to occur, or if even the thought of the feared item begins to come to mind, tell yourself "stop!" If necessary, say "Stop!" out loud. Then consciously change your thoughts to something else, something pleasant. Keep doing this. By doing thought-stopping, you will see excellent progress in as little as 4 weeks.
- When you are completely relaxed and in a pleasant environment, think casually about the feared item. Candidly tell yourself that it does not amount to anything. Then change the thought to something else.
- "Flooding" occurs when the person goes into the feared situation (such as a shopping mall) and stays there until the fears leave. This generally takes 8 to 12 hours.
- Reinforcement takes place when you write the shopping list until it no longer bothers you. Then you put on your coat and go to the door. Then you go outside to the car. Then, when this no longer bothers you; you go to the store and walk up to the door. Later, you go on in and buy the groceries.
- Pray to God for help. He can give you the strength you need to meet your needs. Thousands have come to Him and obtained the help needed to win great victories in their

lives. It is a sweet experience to have peace with God.

- Herbs to help strengthen the body include dong quai, gotu kola, kelp, ginkgo, passion flower, slippery elm, suma, valerian, and lady's slipper.

—Also see "[Hyperventilation](#)" and "[Nerves, Strengthening](#)."

ENCOURAGEMENT—God is the lifegiver. From the beginning, all His laws were ordained to life. But sin broke in upon the order that God had established, and discord followed. It is only because the Redeemer died on our behalf, that we can be enabled to return obedience to the King of the universe.

HYPERVENTILATION

SYMPTOMS—Pounding heart, fingers are tingling, and palms are sweaty.

CAUSES—Hyperventilation is overbreathing. It can be induced by stress. When some people are frightened, they start breathing very fast—both rapidly and deeply, even though they do not need the extra oxygen. This causes them to exhale a lot of carbon dioxide, which in turn causes the blood to become somewhat alkaline. That results in the symptoms of a [panic attack](#) (which see).

Episodes of hyperventilation can last for hours, but generally for only 20-30 minutes. But, for the one going through it, the experience can be quite difficult.

TREATMENT—

- When this happens, people often go to the emergency room of the hospital. And what do they do? They may hand the sufferer a paper sack and ask him to breathe into it for a short time. This replenishes the carbon dioxide in the body, and brings him back to normal.
- But there is a danger here: The person might be having, not a hyperventilation problem, but a real [heart attack](#) (which see). In this article, we will assume that heart trouble is not the problem. But you may want to check our various sections under Cardiovascular: Heart.
- People who know they might experience hyperventilation attacks, from time to time, sometimes carry a paper sack with them.

- Exercise also helps. It not only reduces anxiety, but exercise requires more oxygen—so faster breathing is just fine.
- Do not smoke. This only adds to the problem, for nicotine is a stimulant and can aid in triggering attacks. Caffeine is another stimulant to avoid.
- Practice calm, relaxed breathing. The average you should strive for is one moderate breath every 6 seconds or 10 every minute. Ordinary people need never concern themselves with how often they breath; but, if you have this special problem, you may want to practice doing it the right way every so often.
- The more tense you are, the faster you will breath; so be calm, and think about breathing slower.
- Think about someone else beside yourself. We can focus on our fears so much, they come out of proportion.
- Avoid situations which tend to make you overly nervous. For example, for some people this occurs when they are required to stand in crowds.

—Also see "[Phobias and Panic Attacks](#)."

ENCOURAGEMENT—Christ says, "Ye are the salt of the earth . . . but the salt can lose its saltness." How careful we must be that we live like Jesus, so we do not become worthless salt.

DEPRESSION

SYMPTOMS—Decreased energy and appetite, chronic fatigue, sleep disturbances, headaches, backaches, weight loss, slowed movement, purposeless thinking, irritability, quickness to temper, and feeling like doing nothing.

CAUSES—Depression may be caused by the loss of a loved one or a job, food allergies, hypoglycemia, environmental problems, or post-menstrual syndrome. Anything that disrupts a person's sense of worth, stability, security, or effectiveness.

Forty percent of those with this problem have one or both of their parents who suffered it also.

Depression during the dark, dreary winter months is called [seasonal affective disorder](#) (which see).

Individuals with severe viral illness, hepatitis, endocrine problems, or stroke can have it.

An alternate type is bipolar depression (manic depression), in which a person varies between episodes of depression and mania (over-excitedness). (See "[Manic Depression](#)").

Depression is twice as common in women as in men.

TREATMENT—

- Avoid processed and junk foods; they are a great source of emotional depression.
- Eating complex carbohydrates increases the amount of the amino acid, tryptophane, that is ingested. This, in turn, increases the amount of serotonin made by the brain, which calms and relaxes the whole system. (In contrast, high-protein foods promote the production of dopamine and norepinephrine, which increases alertness.)
- Practice deep breathing outdoors, twice a day. This reduces a sense of gloom.
- Eat your meals on a regular schedule, and only eat nourishing food.
- Low blood sugar induces depression. Yet eating a high-sugar diet also produces depression. Learn to eat right, of nourishing fruits, vegetables, and grains; avoid sugar foods.
- Caffeine and tobacco both are known to induce depression.
- Go to bed on time at night, and maintain regularity in your daily schedule.
- Maintain a regular exercise program in order to increase feelings of well-being and cheerfulness. Purposeful outdoor exercise, such as gardening, is ideal.
- Sunlight is beneficial for depression, since it suppresses melatonin production.
- Keep your weight down; and, if you are overweight, go on a gradual weight reduction program.
- Food allergies are very significant. Locate and eliminate them. (See "[Allergies](#)" and "[Pulse Test](#)".)

- Over 200 different medicinal drugs are reported to cause depression! You might consider throwing out your medicine chest.
- Beware of antidepressant drugs! They lead to a wide variety of physical damage!
- Do something active. Forget yourself and find happiness in purposive activity. Do something worthwhile that helps others: It may be washing the dishes; it may be going out and helping a sick person.
- Talk it out; you may find that many of your problems really do not amount to much.
- Have a good cry. Crying releases tension and worry.
- Be respectful and kind to others. Making others miserable will only add to your own misery. Being kind to others helps you feel better yourself.
- Beware of eating or shopping binges, to help you feel better. Neither accomplish the intended purpose.

—Also see "[Manic Depression](#)" and "[Nerves, Strengthening](#)."

ENCOURAGEMENT—If you would have broad views, noble thoughts and aspirations, choose associations that will strengthen right principles. Let every thought and the purpose of every action bend to the securing of the future life, with the eternal happiness it will bring you.

MANIC DEPRESSION (Bipolar Disorder; Mania)

SYMPTOMS—Extreme pessimism, withdrawal from society, changes in sleep patterns. A sudden loss of interest in, and failure to, complete projects started with enthusiasm. There is chronic irritability, sudden attacks of rage when crossed, and loss of inhibition. More symptoms given below.

CAUSES—Mania is a mental state characterized by excessive excitement. Depression is a mental state characterized by dejection, lack of hope, and absence of cheerfulness.

Both of these qualities are strikingly observed in manic depression. Manic depression is cyclic, or circular affective psychosis, in which there are alternating moods of depression and mania. Ordinarily there is a series of periods of psychotic depression or excessive well-being, appearing in any sequence

and alternating with longer periods of relative normalcy.

Though intensity may vary greatly, the manic shows an elevated though unstable mood, a flight of ideas, and great physical activity. The case of primary depression finds one thinking that all exertion is exhausting. There is difficulty in thinking or acting and the person is very unhappy.

Manic-depressive disorder is also called bipolar disorder. It typically begins as depression and then develops into alternating periods of depression and mania.

Both mania and depression can vary in intensity and length of the cycles (a few days to many months). During the depression phase, some do nothing while others go through the motions of everyday work while always feeling depressed.

Hypomania is a burst of energy and activity, but full-blown manic psychosis includes delusions of grandeur, invincibility, or persecution, and may result in day and night activity without sleep.

Factors inducing manic depression include an overgrowth of yeast in the intestinal tract, food allergies, environmental sensitivities, and certain diseases: hypothyroidism, hyperthyroidism, diabetes, Alzheimer's, multiple sclerosis, and Parkinson's disease.

TREATMENT—

- A good nourishing diet is very important, omitting all junk food.
- Avoid processed, sugar, and fried foods.
- Locate allergy foods and eliminate them. (See "[Allergies](#)" and "[Pulse Test](#).")
- Food [allergies](#), environmental sensitivities, [hypoglycemia](#), and [hyperglycemia](#) (both of which see) are major causes. Take a 6-hour glucose tolerance test. During the test, someone must stay with the person and record his emotions and events (is he on an up, down, or both).
- Foods which are common offenders include cow's milk, corn, wheat, rye, soy, and sugar.
- But also consider house dust, perfume, formaldehyde, and cosmetics as allergenic factors to be avoided.
- Solving the manic depressive problem can require some weeks of careful diet and elimination of offending factors.

- High doses of the B-complex vitamins are important. They normalize and strengthen nerve function. The minerals found in nourishing food are also needed.
- Chromium and vanadium (500 mcg, 4 times a day), essential fatty acids (5 gm, 3 times a day), niacin (450 mg, 4 times a day), B₁, B₅, B₆ (each at 5 gm, twice a day).
- Avoid the amino acids, ornithine and arginine. Some say these and choline may make symptoms worse. Others say that choline is needed. Still others say that choline should only be taken in normal amounts with other B vitamin supplements. Researchers at MIT found that choline helped reduce manic depression. So do as you think best regarding choline.
- Obtaining sufficient balanced amino acids, especially tyrosine and taurine, are important.

—Also see "[Mania](#)," "[Depression](#)" and "[Nerves, Strengthening](#)."

ENCOURAGEMENT—We must accept Christ as our personal Saviour; and, as we do, He imputes to us the righteousness of God. He enables us to obey the Bible. "Herein is love, not that we loved God, but that He loved us, and sent His Son to be the propitiation for our sins."

MANIA (J.H. Kellogg, M.D., Formulas)

FOR MALNUTRITION—Graduated Tonic Baths; generous aseptic diet.

TO INCREASE BLOOD PRESSURE—Hot Baths: Radiant Heat Bath; Hot Full Bath at 100⁰-102⁰ F. for 8-15 minutes; Hot Leg Bath or Hot Sitz Bath (either one at 108⁰-115⁰ F. for 8-12 minutes), followed by Shallow Bath (68⁰-74⁰ F.), Pail Pour (75⁰-70⁰ F.), or percussion Douche (60⁰-50⁰ F.) with duration of 20-40 seconds; ice bag over heart for 15 minutes, every two hours.

TO DIMINISH CEREBRAL HYPEREMIA—Short Hot Full Bath or Shower, followed by Douche at 70⁰-60⁰ F., 20-40 seconds; Ice Bag over heart for 15 minutes every 2 hours.

FOR AUTOINTOXICATION—Aseptic diet; if necessary, fruit diet; Colonic daily for a few days; long Neutral Bath, 30-60 minutes.

TO RELIEVE OR PREVENT EXHAUSTION—Rest in bed; Tonic Friction twice daily.

FOR FEVER—Local fever-reducing measures, as may be indicated; Neutral Bath; Cooling Pack.

CONTRAINDICATIONS—Avoid very hot or prolonged cold baths; avoid cold to head when face is pale.

—Also see "[Manic Depression](#)."

HYSTERIA—1 (Melancholia)

SYMPTOMS—There are a great variety of possible symptoms: The mental attitude is calm and somewhat aloof. There may be easy laughing and crying; episodes of emotionalism, possibly without any apparent explanation, and even occurring in sleep. The problem may, or may not, be psychotic in nature.

In some cases, fugues occur. These are episodes when the person takes on a different personality, name, etc., leaves and goes somewhere else for a time. When the primary personality returns, there is a forgetting of the secondary state. But this problem is not the same as the psychotic condition, known as schizophrenia—in which there is a splitting in personality, incongruities, and confusion co-exist in a person at the same time.

CAUSES—There may be an emotional instability, various sensory disturbances, and a marked craving for sympathy which sometimes leads to unusual words, actions, and activities.

Hysteria (melancholia) can result from post-menstrual syndrome, food allergies, hypoglycemia, prescribed or illegal drugs, or alcoholism.

TREATMENT—

- Place the person on a nourishing diet, avoiding all junk food.
- Test for allergies (see "[Allergies](#)" and "[Pulse Test](#)").
- Give a 6-hour glucose tolerance test.
- Keep a daily diary, to test for PMS. Look in a Physician's Desk Reference, to locate drugs which might be causing problems.

- Take the vitamins and minerals needed, to build strong nerves (see "[Nerves, Strengthening](#)").
- Place the person in a quiet place, devoid of spectators. Give cold applications to the head, face, and neck. Quiet, firm suggestions are important.

—Also see "[Hysteria—2](#)" and "[Melancholia—2](#)."

ENCOURAGEMENT—It is because of the love of God that the treasures of the grace of Christ have been offered to men. What love is this, what unfathomable love, that Christ would die for us while we were still sinners! Look at the cross of Calvary. It is a standing pledge of the boundless love, the measureless mercy of the heavenly Father.

HYSTERIA—2 (J.H. Kellogg, M.D., Formulas)

DIETARY AND LIFESTYLE—Tonic, reconstructive, and restful measures. Graduated cold applications (Tonic Frictions) are of the first importance and must be carefully managed at first; application twice daily, short, intense; Prolonged Neutral Bath in cases due to autointoxication; Out-of-door life; generous aseptic diet; suitable moral and mental surroundings.

CONVULSIONS—Neutral Bath; Neutral Pack; Hot Blanket Pack; Hot and Cold Compress to spine or Sponging; Hot Enema; Hot Half Bath with Tepid Pail Pour to head and spine; Heating Compress to spine.

COMA—Alternate Compress or Sponging to spine; Cold Mitten Friction; Hot Half Bath; Cold or Hot and Cold Compress to head.

VOMITING—Hot and Cold Compress over stomach area; dry diet; rectal feeding, if necessary; ice to the area above the stomach; ice pills.

ANOREXIA—Ice Bag over stomach half an hour before meals; Alternate Compress over stomach, twice daily; Cold Douche to spine and epigastrium.

COUGH—Fomentation to spine; sipping hot water; Chest Pack; Cold Compress to the throat; gargling hot water several times daily.

MUSCULAR PARALYSIS—Alternate Pail Pour or Alternate Douche; Alternate Compress; Cold Pail Pour; Cold Douche; massage.

CONTRACTIONS—Fomentations to affected parts, followed by Heating Compress; Revulsive Douche.

TREMBLING—Neutral Pail Pour to spine at 92⁰-96⁰ F., for 15 minutes.

INCONTINENCE OF URINE—Percussion Douche to spine; Neutral Sitz Bath for 15-30 minutes.

RETENTION OF URINE—Hot Sitz Bath, 5 minutes, followed by Cold Plantar Douche; Cold Perineal Douche; Cold Douche to the lower back area, front and back, opposite the intestines and pelvic organs; Cold Rubbing Sitz Bath.

PARESTHESIA—Alternate Douche or Alternate Compress; Cold percussion Douche to spine; Cold Hand Rub or Cold Mitten Friction to affected area. Do this after a hot Fomentation for 5-10 minutes.

HYPERESTHESIA (PAIN)—Hot fan Douche; Fomentation followed by Heating Compress; Revulsive Compress. Cold Douche to the symmetrical part of the opposite side.

LOSS OF MUSCULAR STRENGTH—Alternate Douche; Cold Percussion Douche.

VISCERAL NEURALGIA—Very hot Fomentation over the affected part 20 minutes twice a day, followed by Heating Compress during interval between; Revulsive Compress; Revulsive Fan Douche.

MOTOR PARALYSIS—Alternate Douche, Cold percussion Douche.

HICCOUGH—Hot Trunk Pack; Heating Compress over stomach, sipping ice-cold water.

SYNCOPE—Heat to neck; short cold application to chest and face, Alternate Compress to spine, percussion of the chest with the hands dipped in cold water or with the end of a cold towel, vigorous centripetal friction; rhythmical traction of the tongue.

SPINAL IRRITATION—Fomentation to the spine twice a day, followed by continuous Heating Compress during the intervals between; Revulsive Fan Douche; Fomentation followed by Pail Pour for 5 minutes, 80⁰-85⁰ F.

ANAL SPASM—Hot Anal Douche or hot Shallow Sitz Bath at 102⁰-106⁰ F. General applications of massage and regular gymnastics.

APHONIA—Ice Bag to the throat with general Cold Douche.

GENERAL METHOD—Improve his general health by vigorous tonic measures continued during many months or even years. Improve the general nutrition by a nutritious, simple, unstimulating dietary. Combat special symptoms by the hydrotherapy measures indicated above, together with suitable mental and moral treatment.

—Also see "[Hysteria—1.](#)"

MELANCHOLIA—2 (J.H. Kellogg, M.D., Formulas)

Note: Hysteria—1 is also Melancholia—1. In Kellogg's day Hysteria and Melancholia were two separate conditions; in our day they are treated the same.

FOR ANEMIA AND MALNUTRITION—Fomentation to abdomen followed by Cold Mitten Friction twice daily; aseptic diet; water drinking; air bath; Radiant Heat Bath; sunbaths; rest in bed; massage.

FOR CEREBRAL ANEMIA (which is usually present)— Warm compress at 98⁰-100⁰ F. to back of neck for 15 minutes, 3 times daily.

TO DIMINISH BLOOD PRESSURE (which is usually excessive)—Warm Full Bath, 98⁰-100⁰ F., 10-20 minutes, twice daily; Heating Wet Sheet Pack; Heating Trunk Pack, 30 minutes, twice daily; Neutral Douche, 94⁰ F., pressure 10-20 pounds., duration 2-4 minutes.

CONSTIPATION—Laxative diet, fruit, malted cereals; Cool Enema.

MENTAL AND NERVOUS IRRITABILITY—Neutral Bath at 94⁰-96⁰ F., 30 minutes to 2 hours; Heating Wet Sheet Pack; Hot Abdominal Pack; Heating Compress to spine.

CONTRAINDICATIONS—Avoid cold immersions and all very cold general applications which, by raising blood pressure and exciting the irritable cerebral structures, aggravate the condition.

GENERAL METHOD—A person suffering from melancholia requires essentially the same therapeutic measures as the neurasthenic, with the special moral treatment and control indicated.

—Also see "[Hysteria—1.](#)"

MENTAL ILLNESS

SYMPTOMS—Depression, anxiety, delusions, nervousness, loss of interest in school or work, sleep pattern changes, irritability, withdrawal from society, sudden rages, lack of enthusiasm, and panic attacks.

CAUSES—It is important that we note that this article includes both neurotic and psychotic syndromes. Just because a person has one or more of the symptoms noted here, that does not mean he is crazy. He may just be having a hard time dealing with life.

The experts divide mental illness into two main varieties: mood disorders and [schizophrenia](#) (which see). Elsewhere we discuss a variety of episodic mood disorders ([Depression](#), [Manic Depression](#), [Phobias](#), and [Hysteria](#)). Those with episodic problems generally return to normal between spells.

In this article, we shall overview a few primary factors in all mental illness. An important related article is "[Nerves, Strengthening](#)."

A person is no longer able to cope effectively with emotional or physical stresses, which others are able to handle. Women are twice as likely to experience mental illness.

TREATMENT—

- There may be heredity factors, but the environmental factors and lifestyle are very important! Nutritional deficiencies have a strong effect on mental health.
- Autointoxication and constipation are contributing factors in mental illness. Symptoms which are alleviated range from mental sluggishness to hallucinations. Even [schizophrenia](#) (which see) can be greatly lessened.
- There is a direct relation between the transverse colon and the brain. When the colon is clogged, mental illness is triggered in some and an attack of [epilepsy](#) (which see) in others.
- Eliminate the "glue foods"; these tend to clog the colon, produce a buildup of mucous and toxins in it, and lead to mental problems. Such foods include white flour, sugar, eggs, meat, peanuts, and dairy products.

- Brain cells cannot function properly without proper nutrients (see "[Nerves, Strengthening](#)").
- It is known that many cases of mental illness are solved when a simple, nourishing, diet, including sufficient fiber and adequate vitamins and minerals, are given and the colon is cleaned out with enemas or colonics.
- A high-carbohydrate (whole grain) diet stimulates the amount of tryptophane in the brain, and produces a calming, peaceful, feeling.
- Exercise, especially out-of-doors in the fresh air, combined with relaxation helps rejuvenate the body and mind.
- Allergy specialists successfully treat individuals with mental illness by isolating foods and chemicals in the environment which induce the mental problems. Allergic reactions may be a factor in criminal behavior. In some cases, the offending food does not cause mental reactions until hours after being eaten. This is called "masked food allergy." Do not under-rate the allergy factor! (See "[Allergies](#)" and "[Pulse Test](#).")
- Many persons with schizophrenia, autism, abnormal behavior, and subsequent learning disorders are caused by too much lead or copper in the body. Check your plumbing pipes. Plastic water pipes are the safest.
- Herbs which calm the brain and nerves include hops, chamomile, skullcap, valerian, wood betony, and schizandra.

—Also see "[Schizophrenia](#)" and "[Nerves, Strengthening](#)."

ENCOURAGEMENT—There is a God in Israel, who can bring deliverance to all that are oppressed. He will draw near to you, right where you are, and minister to your needs. All you need to do is ask Him—just now.

INSANITIES (Post-Febrile; Post-Operative; Toxic; Puerperal Confusional) (J.H. Kellogg, M.D., Formulas)

MALNUTRITION—Rest, careful Tonic Frictions.

AUTOINTOXICATION—Aseptic dietary; fruit diet for 3-4 days: Warm Baths, Radiant Heat Bath, Sweating Wet Sheet Pack, followed by short cold applications; Wet Sheet Rub; or brief Cold Douche; copious water drinking; Colonic daily for a week or two.

PUERPERAL LESIONS OR COMPLICATIONS—Hot vaginal irrigation, Neutral or tonic Sitz Bath.

FEVER—Absolute rest in bed; prolonged Tepid Bath at 88⁰-92⁰ F., 30-60 minutes; Cooling Enemas; Cold Compress to head; copious water drinking.

ALCOHOLISM—Withdraw alcohol at once; withhold food for 3 days; nutritive enemas; copious water drinking; Neutral Colonic daily for a week.

UREMIA—See under "[Nephritis, Acute.](#)"

- For additional information, see under "[Mania.](#)"

CONTRAINDICATIONS—The same as those of Mania, when conditions coincide. Especially avoid all intensely exciting procedures.

GENERAL METHOD—In most cases essentially the same as for Mania, giving special attention to the particular causal element which may be a prominent factor in the case. In certain cases, the symptoms are those of Melancholia, and the treatment must be modified accordingly.

SCHIZOPHRENIA (Paranoic, Catatonic, Hebephrenic; Dementia Praecox)

SYMPTOMS—Principle signs are moodiness, solitary habits, stupor and excitement, delusions and hallucinations.

Hallucinations common, especially of hearing. Loss of emotion or, if shown, it is out of place. Actions are absent or inappropriate. There may be impulsive destructive acts and negativism. Extremities tend to be cold, blue, and edematous (puffy with fluids). Conscious, but takes little cognizance of what is going on about him. Delusions frequent but absurd, often of grandeur and persecution. May have attacks of tears or laughter. There may be excited activity. May remain in a stupor. Grimaces and mannerisms are frequent. Symptoms sometimes change form.

Schizophrenia affects about 3% of the population at some time in their lives.

CAUSES—This is the most important of the psychoses, and is characterized by a loss of contact with the environment and by a disintegration of personality. The earlier name for it was dementia praecox.

There are four primary types. A vague sense of being two personalities and "changed" occurs in all types:

1 - Simple schizophrenia: The person becomes dull emotionally, loses ambition, and tends to withdraw. Yet there is no serious intellectual impairment.

2 - Paranoid schizophrenia: The person develops extensive delusions of persecution. He believes people are plotting against him.

3 - Catatonic schizophrenia: The person may show stereotyped excitement or simulate a stupor. But he will clearly remember it, if he later recovers.

4 - Hebephrenic schizophrenia: There are mannerisms, speech anomalies, hysteroid symptoms, delusions, hallucinations, and often a dreamy, ineffectual reaction.

Some believe schizophrenia is hereditary; others think that only attitudinal, dietetic, and external factors lead to it (head injuries, complications during birth, reaction to a virus or medicinal drug, environmental poisons).

A wide range of medicinal drugs can produce schizoid symptoms. It is known that many schizophrenics had birth complications or a head injury in childhood.

Schizophrenia is also linked to an excess of copper in the body. High copper levels cause vitamin C and zinc levels to drop. It is believed that a zinc deficiency may be a key factor inducing schizophrenia. A full 80% of those with this disorder have a deficiency of zinc and an excess of copper and iron in their body tissues. Supplementation of zinc and manganese are needed to correct this.

Zinc deficiencies occur more frequently in the winter, and this is when this disorder frequently begins.

It is now known that some individuals who, later in life are schizophrenic, had a prenatal zinc deficiency, from their mother's diet and way of life.

The pineal gland in the brain normally has high levels of zinc, and weakening of this endocrine gland may be a factor.

Magnesium deficiency may also be involved, since schizophrenics have lower magnesium levels in their blood; and, when they recover from it, their magnesium levels are higher.

Hypoglycemia appears to be frequently involved in schizophrenia. A fair level supply of blood sugar is vital, if oxygen is going to be regularly provided to the brain. Yet it is believed that an undersupply of oxygen is a key factor inducing the disorder. (See "[Hypoglycemia](#).")

High-quality food, with emphasis on slow-to-digest whole grain products, should be eaten.

Mineral and trace mineral imbalances exist in schizophrenics. A nourishing diet, along with vitamin/mineral supplementation is needed.

Severe vitamin B₃ (niacin) deficiency (pellagra), with its characteristics such as nervousness, loss of memory, confusion, paranoia, insomnia, depression, and hallucinations—resembles schizophrenia so closely, that the two disorders probably are the same.

Here is an interesting fact: When experiments were made on prisoners, and they were given no niacin for extended periods of time before they were again given normal diets, it required 60 times as much niacin to return them to normal, in order to prevent pellagra.

Severe deficiencies of other B complex vitamins can also produce schizoid symptoms. Severe B₁₂ deficiency caused difficulty in concentration, poor memory, agitation, hallucinations, and manic or paranoid behavior. Biotin deficiency causes depression, lassitude, panic, and hallucinations.

Faulty essential fatty acid metabolism or deficiency is another factor leading to schizophrenia. The remedy was 2-6 tbsp. of linseed oil, in divided doses, given daily. Flaxseed oil, wheat germ oil, or sunflower seed oil work just as effectively.

Another factor is heavy metal poisoning. This would include lead, copper, mercury,

TREATMENT—

- Using orthodox psychiatric treatment, complete recovery is rare. The orthodox methods use various tranquilizers, all with severe side effects—electroconvulsive shock therapy and psychotherapy. Orthodox remedial substances deplete many essential vitamins, are highly toxic, damage brain tissue, and should be avoided.
- Using natural remedies, which are far broader in scope, solutions are much more likely.
- The primary areas of treatment are discussed above.
- Go on a fruit and vegetable juice diet for a time. This will provide vitamins and minerals while keeping the blood sugar normal during the fast. Repeat short juice fasts or one

longer one for 4-6 weeks. Overly sweet fruit juices should be avoided or diluted 50-50 with water.

- During this time, give massive doses of niacin, in the form of niacinamide (1,000-3,000 mg with each meal; often as much as 25,000-30,000 mg per day). An equal amount of vitamin C should be given, B vitamins, especially pantothenic acid, and 3-5 tbsp. of brewer's yeast.
- After recovery, a large daily dose of niacinamide will have to be continued indefinitely.
- Repeat: Do not give massive doses of niacin, but rather in the form of niacinamide.
- Avoid all processed, junk, and fried foods. Do not use white flour or sugar foods. Stop eating meat. Avoid alcohol, tobacco, and caffeine.
- Eat a high-fiber diet, including plenty of fresh raw vegetables and quality protein. Complex carbohydrates in the diet are important to keep the blood sugar level.

—Also see "[Mental Illness](#)" and "[Nerves, Strengthening](#)" for much additional information.

ENCOURAGEMENT—Serving Christ will place upon you no restriction that will not increase your happiness. In complying with His requirements, you will find a peace, contentment, and enjoyment that you can never have in the path of sin.

AUTISM

SYMPTOMS—Symptoms are very obvious before the age of three: A marked unresponsiveness to other people and surroundings, indifferent to affection, and withdrawn into themselves.

Sometimes strange actions, such as pounding feet while sitting, continual rocking back and forth, silent sitting for long periods of time, bursts of hyperactivity while they bite, or pound, on their bodies.

CAUSES—There are about 100,000 autistic children in America. They look normal in appearance; but, in addition to the above symptoms, they have learning disabilities and are often mentally disabled. A rare few have astounding abilities in mathematics or music.

Nutritional improvement appears to be the best route for natural treatment.

In some instances, autistic children have recovered, usually during adolescence. Some progress well, and later lose what was gained.

If you have an autistic child, give him a high B-complex supplementation, plus other nutritional factors.

TREATMENT—

- Dr. Bernard Rimland, a research psychologist in San Diego, found that 50% of his patients improved when placed on a megavitamin therapy.
- The vitamins which especially helped were niacin (use as niacinamide), pantothenic acid, B₆ and C. When improvement did not occur, additional B₆ was given, along with magnesium, to offset the B₆, and then improvement was seen.
- As soon as the vitamin therapy ceased, the symptoms returned.
- As a result of vitamin therapy, there was a reduction in tantrums, improved speech, better sleep patterns, increased alertness, and greater sociability.
- Allan Cott, M.D., a New York psychiatrist, gave 200 mg of pangamic acid to autistic children, and decided improvement frequently occurred.
- Give a nourishing diet high in vitamins and minerals.
- The diet should be high fiber, of 50-75% raw fruits and vegetables.
- No junk, processed, sugar, dairy, wheat, or white-flour foods of any kind should be given. Avoid fried and fatty foods and most meats.
- Regular, moderate, exercise is important.
- Use an elimination diet, to test for food allergies (see "[Allergies](#)" and "[Pulse Test](#)").

ENCOURAGEMENT—The Lord has not changed. He is true, merciful, compassionate, and faithful to do what He says. Trust your life to Him! You will not be sorry. The future He offers you is a marvelous one.



**ENCYCLOPEDIA
INDEX PAGE**

Section 10

Muscular-Skeletal

Part 1

Bones

FRACTURE (Broken Bone)

SYMPTOMS—There may be extreme pain and tenderness in the injured area, a protruding bone, blood under the skin, or swelling. There may be tingling, numbness, weakness, or paralysis below the fracture.

A digit, or limb, may be at an abnormal angle or there may be pain at a specific place on a bone.

A major fracture can cause a loss of pulse below the fracture, weakness, and inability to bear weight.

CAUSES—A fracture is a crack or break in a bone. If the skin over the bone remains intact, it is a closed or simple fracture; if the bone breaks the skin, it is a compound fracture.

Accidents are not a common cause of broken bones, but the bone can also be weakened from osteoporosis, bone tumors, or metabolic disease. A weakened bone can break much more easily—even from a slip of the foot, a slight fall, or knocking against something.

Malnutrition can also be involved. There can be a deficiency of calcium and/or magnesium, or there may be an improper calcium/phosphorous ratio.

A vibrating tuning fork can be placed against the area; if it causes pain, there is a fracture. X rays will confirm whether it is a fracture or strain or sprain.

It is important that the bone be properly set, so it will not thenceforth be deformed, and not function as well.

Older people do not absorb calcium and other minerals as well. This begins at 40, increases at 50, and very much so beyond 60. It is believed that 200,000 hip fractures occur in people over 65 every year. Very often, this results from osteoporosis. The bone has somewhat hollowed out and the break more

easily occurred.

Older people who take tranquilizers have 70% more hip fractures than other people their age.

When a break occurs, protein fibers form a bridgework between the two parts. Then calcium, phosphorous, and silica are deposited between the protein fibers.

(Oddly enough, although phosphorous is needed for good bone formation, you will find, below, that it is important that you avoid phosphorous foods if you want strong bones. This is due to the fact that phosphorous is the one mineral which is abundantly found in food. Yet too much of it in a meal locks into the calcium and removes it from the body.)

First aid includes covering any wound and immobilizing, or splinting, the broken part in the position it was found (so the problem will not worsen during transport). Take the person to a physician or the hospital, depending on the seriousness of the problem. Medical treatment involves placing the bones in their proper position and keeping them there while healing occurs.

TREATMENT—

- Obtain a nourishing diet. (See "[Bones, Strengthening](#)," just below.)
- Pineapple contains bromelain, an enzyme which acts to reduce swelling and inflammation. Eat half a fresh (not canned or processed) pineapple daily, until the fracture heals. Canned pineapple or pineapple juice may contain aluminum salts, pulled by the acid from the can by the very acid liquid.
- During healing, the diet should include enough calories in order to provide the energy necessary for new bone-cell formation.
- You may use clay poultices to alleviate bruising and swelling.
- Helpful herbs include comfrey and alfalfa. Also helpful are plantain and mistletoe.
- Also place comfrey over the site of the fracture, to speed healing and reduce pain and swelling.
- Too much calcium supplementation, during bone healing, can induce kidney stone formation during the immobile period while the cast is on. The problem is that the person is not active enough at that time.

—*For detailed information on rebuilding the bones, see "[Bones, Strengthening](#)."*

ENCOURAGEMENT—The grace of Christ and the law of God are inseparable. In Jesus, mercy and truth are met together. By His death and mediation, Jesus can forgive our sins and enable us to resist temptation and live clean, godly lives.

BONES, STRENGTHENING

PREVENTIVE MEASURES—You cannot succeed in life without good bones. The bones most likely to be damaged by lack of care includes the jawbone, teeth, spine, hip, legs, and joints—all very important.

The objective is to achieve the highest possible bone mass before old age, and then to maintain it as long as possible. The following recommendations will help you fulfill these objectives:

The body requires calcium for many things, although bones are the most obvious need. For example, there has to be a certain amount of calcium in the blood all the time. But when, for one reason or another, the intake of certain minerals is not adequate, calcium is reabsorbed out of the bones in order to supply other needs elsewhere. (One of these needs is providing calcium to a growing fetus during pregnancy.) The bones become porous and "honeycombed," and so fragile that breaks can more easily occur.

A major cause is a lack of calcium intake over a period of years. Other causes include inability to absorb calcium as well, a calcium-phosphorous imbalance (too much phosphorous), lack of exercise, or lack of certain hormones.

Obtaining enough nutrients, through diet and supplements, is important to maintaining strong bones.

Calcium at 2,000 mg a day, magnesium at 1,000 mg per day, along with plant-derived colloidal minerals is needed.

Digestive aids may be needed to help absorb this and other minerals. Especially important is sufficient acid in the stomach. Either betaine HCl (hydrochloric acid supplement) or lemon juice can be taken.

Calcium and minerals are found abundantly in natural foods such as green leafy vegetables, carrot juice, and broccoli. The green leafy vegetables are generally the best sources. Along with them ranks sesame seeds. They are the best ratio of high calcium and low phosphorous of any food.

A dietary calcium/phosphorous ratio of 2:1 is ideal, yet can only be attained by taking calcium

supplements. Here are some samples of this ratio of calcium to phosphorous in several foods: grain - 1:8; red meat - 1:12; organ meat (liver, kidney) - 1:44; fish - 1:12; carbonated drinks - 1:8.

People who eat meat and/or drink various colas and sodas obtain an immense amount of phosphorous.

Millet is rich in calcium and magnesium. Almonds are high in calcium. The grains, amaranth and quinoa, are rich in minerals.

Fruitarians (people who only eat fruit) do not get enough calcium or the magnesium needed to help the calcium be utilized.

Eat plenty of vegetables, raw and steamed.

Other foods high in calcium include brown rice, kale, turnip greens, pinto beans, spirulina, collard greens, and sesame seeds.

Those with dentures tend to find vegetables difficult to eat. This results in a magnesium and calcium deficiency. They should have vegetable soups, potassium broth, and raw vegetable juices daily.

Lack of hydrochloric acid can be a cause of poor calcium (and other mineral) absorption.

Vitamin D is necessary (400-1,000 IU daily) for calcium absorption and repair. You need a basic 400 IU daily. Sunlight will help you get part of what you need. (It is estimated that, on the average, only 10% of our daily requirement comes from sunlight; so other sources are also needed.) People over 65 may need 800 units daily.

In one study, the more sunlight that was obtained by the test group, the less likelihood of osteoporosis developing.

But excess doses of vitamin D, taken repeatedly, caused bone deterioration.

Potassium is needed for cell formation, and vitamin C is necessary for the maintenance and development of bones. Vitamin C is called "cell cement"; it not only fights infection, but also holds your body together!

Garlic, onions, and eggs contain sulfur, which is needed for healthy bones.

Manganese helps prevent osteoporosis (loss of bone mass). Rats on a low manganese diet developed porous bones.

Vitamin A helps increase the rate of bone growth. It is needed for proper digestion and assimilation of

nutrients.

Vitamin B complex helps bone mass formation. B₆ increases connective tissue strength in bones.

Vitamin K (found in alfalfa, greens, and other chlorophyll foods) is needed to help the body synthesize osteocalcin, a special protein matrix which attracts calcium to the bones.

Folic acid works to prevent the formation of toxic homocysteine from the essential amino acid, methionine. The presence of homocysteine is involved in producing osteoporosis. (Alcohol, tobacco, and oral contraceptives increase folic acid deficiency.)

Trace amounts of fluorides are also needed for bone development, but get it out of food—not from additives, fluoridated water, toothpaste, etc.

The use of sodium fluoride, once thought to help treat osteoporosis, is now known to do the opposite. While it does increase bone mass in the spine, the bone is inferior in quality. Women receiving the compound were three times more likely to fracture an arm, leg, or hip than if they took a placebo. As little as 16 mg of sodium fluoride a day produces abnormal bone marrow cells. Adequate natural fluoride is in all food and water sources.

Calcium supplements include calcium carbonate, calcium lactate, calcium citrate, and calcium gluconate. All of these dissolve well, so they are absorbed adequately.

The mineral, calcium, has to be combined with another substance in order that it might be maintained in a stable compound (calcium lactate is calcium plus lactic acid). Calcium carbonate includes a somewhat higher percentage of elemental calcium than do the other forms, but all are beneficial. (Calcium carbonate not only has the highest amount of calcium per tablet, it is the least expensive form.) As with most other supplements, calcium in powder form is more economical than in tablets.

It is important that there be sufficient acid in the stomach, in order to absorb the calcium and other minerals from the food. An increasing lack of this acid, with age, is part of the reason why older people do not absorb minerals as well and have poor bone structure. If necessary, take supplemental hydrochloric acid (betaine HCl) or lemon juice before each meal.

Horsetail extract is a good source of silica, a vital mineral in the formation of bones. Horsetail, along with oat straw, are consistently recommended as the best supplemental sources for absorbable silica. Boron and silica, both needed for good bone formation, are found in horsetail and oat straw. When your friends come over to visit, invite them to have some savory oat straw tea with you!

Alfalfa, comfrey, and slippery elm also help build strong bones.

Seaweed (Nova Scotia dulse or Norwegian kelp) is an good source of many major minerals, and an outstanding source of the trace minerals.

Kelp, dulse, blue-green algae, hijiki, and kombu are rich in minerals. Wheat grass juice, green drink, and liquid chlorophyll are also.

A summary of minerals which are needed includes silicon, boron, zinc, manganese, and copper, along with calcium. (The body also needs phosphorous and magnesium, but too much of either one inhibits the body from absorbing calcium. These minerals tend to compete with calcium for absorption in the blood and bone marrow. In the case of magnesium, though, normal supplementation should not be a problem.)

The following substances remove calcium and other minerals from the food before it is digested or leach it from the bones: white-sugar products, chocolate, caffeine products, and alcohol. Each of these are harmful to the bones.

Vinegar and meat acids also diminish bone mass. This is because other dietetic acids are later changed to alkaline forms after they leave the stomach, but not vinegar or meat acid (purines, uric acid, etc.)

It is well-known among medical professionals that sugar, coffee, caffeine, a high-meat diet, and smoking produce osteoporosis and similar bone problems.

One study of middle-aged men and women with symptomatic osteoporosis were almost exclusively heavy smokers.

A high-sugar diet causes calcium to be excreted in the urine. Excess sodium does this also.

Chocolate contains oxalic acid and prevents the absorption of calcium.

Women who drink coffee and soft drinks are more likely to have osteoporosis.

Certain foods contain oxalic acid in moderate amounts (the cabbage family, which includes kale, collards, almonds, and asparagus), and some contain it in still larger amounts (chard and, especially, spinach), and some in extremely large amounts (rhubarb, poke). Avoid oxalic acid foods, if you want strong bones in your old age.

Some foods contain the calcium inhibitor, solanine. These include tomatoes, potatoes, eggplant, bell peppers, and tobacco.

Whole grains contain phytin, a substance which tends to bind with calcium and prevent its absorption and use by the system. Some suggest that you take calcium supplements at different times than grains, to insure its absorption. Those who are in desperate need for additional calcium will want to take this advice. They can take calcium powder near bedtime, when it is best absorbed. Calcium also aids in

sleeping, for it tends to relax the muscles.

High phosphorous foods tend to compete with calcium and also combine with it, locking it out. Such foods include soft drinks, high-protein animal foods, and yeast products.

Cola drinks are especially harmful in this respect. Cola drinks, frankly, are a terrible concoction: (1) They contain an acid which is stronger than vinegar. (2) The acidity is masked by an excessive amount of sugar, which itself leaches calcium from bones. (3) Cola drinks are basically phosphoric acid, or a strong acid in a phosphorous medium. Phosphorous locks directly onto calcium, and carries it out of the body, making it unavailable to the body. A tooth placed in a glass of cola drink will melt away entirely within a few hours.

White-flour products contain chlorine, which is harmful to the bones.

Do not use foods with preservatives, because of their phosphorous content.

Drugs, such as diuretics, inhibit calcium assimilation.

Do not eat meat or vinegar if you want strong, healthy, joints. A diet high in animal protein tends to causes the body to excrete increased amounts of protein. Beef, for example, contains 25 times as much phosphorous as calcium! A high-meat diet will invariably lead to calcium deficiencies.

A study conducted by *The Journal of Clinical Nutrition* reported that vegetarian women had significantly less bone loss than women who eat meat.

Avoid large meals and overeating. Chew your food well, so it will be properly absorbed.

The amount of protein a man eats may influence the level of calcium in his body. Tests at Wisconsin University, confirmed by other studies, revealed that a high-protein diet causes calcium loss. Eskimos, on their high-protein diets, had lower bone mineral levels than Americans. In the 60-90 age bracket, bone loss in meat eaters was 35%; in vegetarians it was 18%.

Excessive fat intake reduces bone mass. On test animals, the daily loss of calcium on the high-fat diet was more than four times as much as on the low-fat diet.

The harder the fat was, before eating, the more calcium loss it caused.

Exercise strengthens the bones. It causes the body to strengthen the insides of the bones, by increasing the webbing connections within them. Exercise definitely increases bone density. The body must have regular weight-bearing exercise, such as walking. When this occurs, more minerals are laid down in the bones, to strengthen them—especially where you need it the most: the bones of the legs, hips, and spine.

Conversely, a lack of exercise accelerates the loss of bone mass. It is believed that lack of activity in old age is a factor in the increased levels of bone loss in those years.

Daily exercise outdoors provides vitamin D and stimulates osteoblastic cells. Exercise increases muscle tone, strengthens muscles, prevents disuse atrophy and further demineralization of the bones.

NASA research experts say the best activity for maintaining bone mass is gravitational: walking or jogging. When you are not pushing against gravity very much (because you are sitting in a chair or lying in bed), you are tending to lose bony material. Try to walk at least 20 minutes a day out-of-doors.

"Strain changes" are important in building and maintaining bone mass. How often you do it is more important than the intensity when it is done. Try to maintain the bounce of earlier years: keep that spring in your step; put a little strain on your body and muscles every so often. Do this more moderately as you age, but keep it up.

Bed rest tends to cause a negative calcium balance. Bones placed in plaster casts develop localized osteoporosis, regardless of the diet, hormonal balance, etc. It is called "disuse osteoporosis." Exercise is vital to healthy bones.

Too much calcium supplementation, during bone healing (when in bed or confined to a chair while recovering from a fracture, etc.), can induce kidney stone formation during the immobile period while the cast is on. The problem is that the person is not active enough at that time.

Acidophilus in the large bowel is needed for the digestion of food. It is also needed to produce vitamins B₆, B₁₂, and folic acid, all of which are needed to make bone mass. Lactic acid foods, such as sauerkraut, are very helpful.

Supplementing your diet with two herbs, suma and dong quai, will help regulate hormonal imbalances. Suma contains sitosterol. This increases natural estrogen production without stimulating an oversupply. Flaxseed oil also helps the body produce needed hormones.

Avoid chilling. Rats exposed to cold stress developed bone mass which was less dense.

Distilled water is an excellent way to obtain pure water. But keep in mind that you must also be including proper minerals in your diet, including some kelp or dulse, to replace the minerals lost by drinking distilled water. (Distilled water is chemically hungry, and locks onto some minerals in your body when you drink it.)

Do not take estrogen drugs because, although it increases bone mass somewhat, it also places the user at high risk for cancer. Estrogen therapy initially increases bone formation, but eventually leads to decreased bone mass and lack of response to the parathyroid hormone. Taking estrogen also increases

the risk of breast cancer, stroke, and myocardial infarction (heart attack).

If you take the thyroid hormone or an anticoagulant drug, increase the amount of calcium you take by 25-50%.

Older people who take tranquilizers have 70% more hip fractures.

—Also see "[Fractures](#)" and "[Osteoporosis](#)" for additional information on factors affecting bone formation and loss.

ENCOURAGEMENT—God's faithful ones are in the majority. They have all heaven on their side, in the battle to fulfill God's will for their lives and resist temptation to sin. Go to Jesus and surrender to Him, and He can give you all the help you need.

BROKEN RIB

SYMPTOMS—A sharp pain, which often starts a day or two after the blow to the rib.

CAUSES—Frequently the rib is not broken, but only has, what is known as, a green splint. This is a hairline crack. Yet it is still very painful!

TREATMENT—

- Apply some cold water to the bruised area, so it will not swell too much.
- When the water applications have been removed and the skin carefully dried, cut about six pieces of 1½" or 2" adhesive tape. Each piece should be 8"-10" long.
- Check the ribs, making sure the ends are properly together.
- Center the first piece of tape over the break, stretch firmly and apply to the skin. Repeat with the second piece, but at a right angle to the first piece. Continue until you have a 12-point set of tape lines, radiating from the center where the break occurred.
- Try to leave this on for about a month, so it will heal well. A skin rash may develop, but it will be far less a problem than caring for the break.

—For detailed information on rebuilding the bones, see "[Bones, Strengthening.](#)"

ENCOURAGEMENT—Come into the presence of God with praise for the blessings you have, and you will be helped all the more as you present your requests for help.

BONE SPUR (Heel Spur)

SYMPTOMS—Possible pain at a place where the bone seems to protrude out from the body more than it should.

CAUSES—A bone spur is a pointed growth on a bone. Occurring most frequently on the heel, the bone sticks out and occasionally strikes against something, causing pain. Or there may be ongoing pain at the site.

Bone spurs can cause the formation of tiny, painful, tumors at the end of some of the nerves in that area.

Those with problems with the heel are generally overweight or middle-aged. But they are also common in those who have tendonitis, neuritis, arthritis, or alkalosis.

If bone pain is felt at an unusual bumpy, protruding, place, x rays will confirm whether the problem is arthritis, fracture, bone spur, or possibly primary or metastatic bone cancer.

TREATMENT—

- Give vitamin C to bowel tolerance, along with vitamin E and magnesium.
- Correct the calcium/phosphorous ratio by taking 2,000 mg of calcium a day.
- Research indicates that plant-derived colloidal minerals tend to reverse spurs and calcium deposits, without surgery, by remodeling the bones.
- Do not eat meat, coffee, sugar, and alcohol. These upset the mineral balance in the body and retard healing.
- Temporarily avoid citrus fruit.
- A 1-2 week raw food fast can be helpful.

- Rubbing the bottom of the feet with ice will help draw healing blood to the area. In the early morning, walk barefoot outside on the wet grass. Then come in and dry off; make sure your feet are warm afterward.
- If the shoes are not comfortable, this can make the pain feel worse. Wear rubber heels on your shoes, not leather. Adding heel cushions to your shoes may reduce pain.
- Avoid walking on hard surfaces.
- If you usually walk or jog for exercise, try cycling or swimming instead.
- It may be necessary to have the spur surgically removed, if it is too painful or irritating.

ENCOURAGEMENT—Do not be enticed by seeming advantages or the advice of friends, to do wrong. Cling to God and obey His Written Word, and you will have the help that He sees is best for you.

OSTEOPOROSIS (Brittle Bones)

SYMPTOMS—There is skeletal pain (especially in the hip and back), deformities (such as a hump in the upper back), a stooping and rounding of the shoulders, increased susceptibility to fractures, and a reduction in height. Do you find that your clothes are getting bigger?

Unfortunately, symptoms are frequently not very obvious until the bones are quite weak.

CAUSES—Osteoporosis is a reduction in the total mass of bone, so that the remaining bone is fragile or "brittle." This weakening continues to increase. The bones actually become thinner. Bone formation is slowed; bone reabsorption increases, causing this loss of bone mass.

About 25-30% of all white females in the U.S. reveal symptoms of this condition, especially after menopause. Older men, above 50, also have it, but to a lesser degree than women. Osteoporosis is rare in black men, but somewhat more common in black women.

White women in America tend to lose 30-40% of their bone mass between 55-70.

But younger women should be watchful; research indicates that osteoporosis often begins early in life rather than just after menopause. (However, bone loss definitely accelerates after that time, due to a drop

in estrogen levels.)

People with larger and denser bones tend to have less trouble with osteoporosis later in life. They started out with more bony structure.

A major cause is a lack of calcium intake over a period of years. Other causes include inability to absorb calcium as well, a calcium-phosphorous imbalance (too much phosphorous), lack of exercise, or lack of certain hormones.

Still other factors include late puberty, early menopause (natural or artificially induced), chronic liver or kidney disease, and the long-term use of anticoagulants, corticosteroids, and antiseizure medications. Smoking is an excellent way to damage your bones.

Compression fractures in the vertebrae occur as bone loss advances. This causes a loss in height and crowds the nerves, resulting in pain. Nerve damage is possible. Older women often have a hump in the upper back as a result.

Osteoporosis can also result in loose teeth which fall out, because the jawbone has weakened.

There are two types of this disease:

Osteoporosis, Type I, is thought to be caused by hormonal changes, especially a loss of estrogen.

Osteoporosis, Type II, traces its cause to dietary factors (lack of calcium, vitamin D, etc.), poor absorption, and intake of foods which block absorption.

TREATMENT—

- Sleep on a firm bed to give support to the spine.
- Do not lift heavy objects. When you do lift, do it carefully and properly.
- Avoid fatigue.
- Look around your house and yard and make necessary changes so you will be less likely to fall (placement of lights, rugs, treads on stairways, etc.)

—See "[Bones, Strengthening](#)" for what to do to prevent this problem and to rebuild after it occurs. Also see osteomalacia under "[Rickets](#)," which is sometimes misdiagnosed as osteoporosis.

ENCOURAGEMENT—Do unto others as you would have them do unto you, and you will be greatly

blessed. Live like Jesus, and you will be sunshine in the lives of others.

RICKETS (Osteomalacia)

SYMPTOMS—Early symptoms include nervousness, numbness in the extremities, leg cramps, and painful muscle spasms, as well as restlessness, irritability, and profuse sweating.

Later indications include knock-knees, bowed legs, narrow rib cage, protruding breastbone, or scoliosis (abnormal curvature of the spine). There may be delayed walking, tetany, bony beads along the ribs, and decaying teeth.

In adults, in addition to the above symptoms, aching joints and generalized weakness may also occur.

CAUSES—Rickets is caused by a deficiency of vitamin D in children. When it occurs in adults, it is called osteomalacia.

It can result either from not obtaining enough vitamin D in the food or from not getting enough sunlight.

When sunlight strikes the skin, oils there are irradiated, reabsorbed into the blood stream and carried to the liver, where it is stored and sent throughout the body to strengthen the bones. Without this vitamin, the body cannot absorb calcium and phosphorous.

The bones cannot retain calcium, so they become soft. This results in deformities when the bones are required to support weight. Yet weight gain and growth will usually be normal.

The adult form, osteomalacia, generally occurs during pregnancy or breast-feeding. But it may also be caused by a kidney disease or defect, calcium deficiency, a lack of vitamin D, or inability to utilize it. It can also occur in those who do not obtain enough sunshine or whose bodies are so low in fat that they cannot produce the bile needed to absorb the vitamin D in the food.

A deficiency of vitamin C can make the bones less able to retain bone-building minerals.

Osteomalacia is often misdiagnosed as [osteoporosis](#) (which see).

TREATMENT—

—See "[Bones, Strengthening](#)" for information on how to make the bones strong again.

ENCOURAGEMENT—You can safely choose for your close friends only those who love God. But, whatever your lot in life, determine that you will do all you can to help and encourage all with whom you come in contact.



**ENCYCLOPEDIA
INDEX PAGE**

Section 10

Muscular-Skeletal

Part 2

Joints

ARTHRITIS—1

SYMPTOMS—Body stiffness and pain in joints, especially during damp weather, in the morning, or after strenuous activity. There may be a sharp burning or grinding pain or it may feel like a toothache. There may be stiffness and/or pain when moving a joint.

CAUSES—Arthritis is the inflammation of one or more joints. The word, "arthritis," covers a number of disorders, some of which are covered in this present article, which deals the most completely with the problem.

The most common forms are osteoarthritis (this article), [rheumatoid arthritis](#) (which see), [gout](#) (which see), and [ankylosing spondylitis](#) (which see). Other diseases which also infect the joints include [lupus](#), [Lyme disease](#) (which see), psoriatic arthritis, [Sjogren's syndrome](#) (which see), and Reiter's syndrome.

The various types of arthritis affect the synovial (movable) joints, which are the fingers, toes, wrists, elbows, hips, and knees. There are also joints between the bones of the spine. Each joint has cartilage covering over the end of the bone and is bathed continually in synovial fluid, in a capsule.

Osteoarthritis: Cartilage is a smooth, soft, pearly tissue. Among other places, it is found on the ends of the long bones, and provides a smooth surface for the bones in the joints to slide against.

As a result of years of wear and improper diet, this cartilage becomes pitted, thin, and may even disappear. There is pain and stiffness. Older people experience this most often, and it generally occurs in the weight-bearing joints (hips and knees).

The connecting ligaments and muscles, which hold the joint together, become weaker. The joint may become deformed. There may be pain, but usually no swelling. Later, bony outgrowths may develop.

Osteoarthritis rarely occurs before 40, but affects most people after 60. Sometimes it is so mild as to be unnoticed. Women have it three times as often as men.

For information on [rheumatoid arthritis](#), [bursitis](#), and [gout](#), see their respective articles.

Here is a brief comparative overview:

In *osteoarthritis*, the cartilage at the end of bones wears down and produces rough, hard, edges of bone which cause trouble. This generally begins after 40, and 16 million in the U.S. have it.

In [rheumatoid arthritis](#) (which see), the cartilage at the end of bones is destroyed, and is replaced with scar tissue. Then swelling occurs, and the joints may eventually fuse together. While osteoarthritis only affects individual joints, rheumatoid arthritis ultimately affects all synovial joints in a person's body. This problem usually begins between 25 and 50, and 3 million in the U.S. are afflicted with it.

[Gout](#) (which see) produces extreme pain, usually starting in a big toe (or other smaller toe or finger joint). This generally does not begin until 40 or after, and 1.5 million experience it. Over 90% are men.

The *spondyloarthropathies* affect the spine, causing pain, stiffness, joint fusion, and changes in posture. The most common is [ankylosing spondylitis](#) (which see). These difficulties generally start between 20 and 40, and afflict a total of 2.5 million. Men have it over twice often.

Infectious arthritis is the result of viral, bacterial, or fungal infection within a joint (most frequently bacteria or fungi, especially from [candida](#) [which see]). The infection can come from injury, surgery, or disease. There are body aches, chills, and fever, along with throbbing pain in the affected joint. The pain and infection may spread to other joints. It may strike at any age, and 100,000 in the U.S. have it.

The following suggestions will help one deal with a variety of arthritic conditions:

TREATMENT—

- Arthritis is the result of a complex of nutritional deficiencies.
- A dietary calcium/phosphorous ratio of 2:1 is ideal, yet can only be attained by taking calcium supplements (see "[Bones, Strengthening](#)"). Meat is especially bad; it has a ratio of 1:12 (organ meats, such as liver and kidney) is 1:44. So the more meat you eat, the more calcium you need. It is as simple as that.
- In addition, there is all the acid purines and uric acid in meat. Eventually this hodgepodge of acids collects in the joints, to such a degree that the bone is eaten away, the bursa becomes inflamed, etc.

- The sulfur-containing foods (asparagus, eggs, garlic, and onions) helps repair bone, cartilage, and connective tissue, and aids in the absorption of calcium.
- Eat green leafy vegetables, whole grains, oatmeal, and brown rice. These supply vitamin K,
- Eat fresh pineapple frequently. The bromelain in it is good for reducing inflammation. It must be fresh, since freezing or canning destroys the enzyme.
- The most beneficial vegetables include celery, parsley, potatoes, alfalfa, wheat grass, garlic, comfrey, and endive.
- The most beneficial fruits include bananas, pineapples, sour apples, and sour cherries.
- Foods containing the amino acid, histidine, include wheat, rye, and rice. Histidine helps remove metals, and many arthritics have high levels of copper and iron in their bodies.
- Eat some form of fiber, such as oat bran, rice bran, flaxseed, etc.
- Vegetable juice therapy is especially helpful for arthritics, and especially for those with rheumatoid arthritis.
- Repeated juice fasts of 4-6 weeks are recommended, along with about 2 months of an extremely nourishing diet. The alkaline action of raw juices and vegetable broth dissolves the accumulation of deposits around the joints and in other tissues.
- Green juice, mixed with carrot, celery, red beet juice, and vegetable broths daily, are specifics for arthritis and other rheumatic diseases.
- Drink raw potato juice. Slice a potato, with the skin on, cut it into thin slices and place in a large glass. Fill the glass with cold water and let it stand overnight. Drink the water the next morning on an empty stomach.
- Potato juice can also be made in an electric juicer. Make it fresh, dilute it 50-50 with water, and drink first thing in the morning.
- Milk, wheat, eggs, corn, and pork have been shown to produce arthritic symptoms.
- Vitamin C is necessary, to prevent the capillary walls in the joints from breaking down and causing bleeding, swelling, and pain. Vitamin C is vital to joint health.

- Folic acid, vitamin B₁₂, and iron in food help treat the anemia which frequently accompanies arthritis.
- A British research study revealed that arthritic patients had a low pantothenic acid level in their blood. This important B vitamin should be included in the diet.
- Take 6-8 bromelain tablets a day or, better yet, eat part of a fresh pineapple each day. This helps reduce or eliminate swelling and inflammation in the soft tissues and the joints affected by rheumatoid arthritis.
- Helpful herbs include black cohosh, parsley, slippery elm, alfalfa, peppermint, buckthorn bark, ragwort, burdock root, and chaparral.
- To summarize part of this nutritional data, treatment of arthritis should include calcium (2000 mg per day; assuming no meat is eaten); vitamin C, to bowel tolerance; B₆ (100 mg, twice a day); B₃ (450 mg, twice a day); vitamin E (1000 IU daily); copper (2mg per day); selenium (300 mcg per day); and zinc (50 mg, three times a day).
- DMSO (dimethyl sulfoxide) is by-product of the wood industry. It can be applied to the skin above the affected area—to relieve pain, reduce swelling, and promote healing. Only obtain it from a health food store.
- Reduce the amount of fat in your diet. Avoid dairy products and fatty foods.
- Do not eat meat. The purines and uric acid in it inflame arthritic conditions.
- Avoid salt, caffeine, tobacco, paprika, and citrus fruits.
- Do not eat anything with added sugar.
- A high-protein diet induced arthritis in research on pigs. The first symptoms occurred within a week.
- Some arthritics are sensitive to foods in the nightshade (solanaceous) family. This includes eggplant, white potato, bell pepper, tomato, and tobacco. They have solanine, which interferes with muscle activity. In one research study, 85% of arthritics were benefited when they stopped using those foods. These foods are sometimes included in other foods as "natural ingredients."
- Chocolate, tea, coffee, and cortisone injections may also cause problems.

- Do not use iron supplements or vitamin/mineral supplements that contain iron. Get your iron from food (blackstrap molasses, broccoli, etc.)
- Take a free-form amino acid complex regularly, to help repair tissue damage.
- Arthritic patients frequently have liver disorders. This can deter the conversion of carotene into vitamin A. So additional carotene-rich foods should be eaten.
- Kombucha tea has nutrients needed to strengthen connective tissue; so it tends to relieve pain, increase energy, and improve mobility in arthritics.
- Exercise is very important in both preventing and treating arthritis. Joints which are not used tend to stiffen. Practice bending all your joints (not merely the affected ones) in different positions, 5-10 times twice a day.
- If you are unable to exercise your joints because the pain is too great, carry out an exercise program in a tub of warm water (93°-98° F.).
- Good posture is also important. Poor posture does not distribute weight evenly and can intensify the problem.
- Sleeping in a sleeping bag often reduces stiffness and pain in the morning. An electric blanket may also help. Keeping the body evenly warm at night is important.
- If the blood is too acidic, the cartilage in the joints can dissolve.
- Place cold gel packs on inflamed joints, to relieve pain. Alternate with applications of heat.
- Charcoal poultices may be applied to affected joints.
- Hot packs applied to stiff joints tend to decrease morning stiffness.
- Hot tubs and baths also provide relief.
- In the morning, take a hot shower, to help relieve morning stiffness.
- Hot castor oil packs are very useful. Heat castor oil in a pan, but do not boil it. Dip white cotton cloth into it, till saturated. Apply it to the affected area, and cover with a piece of plastic which is larger than the cloth. Place a heating pad over the area and keep it warm

for 1½ to 2 hours.

- An arthritis liniment may be made in this way: Mix 1 pint alcohol, 1/4 ounce menthol, and ½ ounce camphor. Rub it on the affected joints, twice a day.
- A 50-50 mix of mineral oil and alcohol is another formula. You can add a tbsp. of wintergreen oil to the mixture, if you wish.
- The following poultice has been used with good results on swollen joints: Take 3 tbsp. of granulated slippery elm bark, 1 tbsp. of lobelia, 2 tbsp. of mullein, 1 spoonful of cayenne, and mix in a bowl. Add hot water to make a paste. Spread it on a cloth and cover the swollen joints. Over it, wrap a plastic sheet and then a dry towel. Leave it on for ½ to 1 hour or less, if burning sensation becomes unbearable.
- Mix eucalyptus oil with water, and rub on the affected area. Wrap the joint in plastic wrap, and apply moist heat with hot towels.
- Reduce stress in your life. Worry, anger, and similar emotions weakens your body and helps induce arthritic problems.
- [Chlamydia](#) (which see) has been linked to a form of arthritis that affects young women. In one study, half the women with unexplained arthritis were found to have chlamydia.
- Overweight increases strain on the joints. Arthritics should try to keep their weight slightly below average.
- Avoid immunizations. Various immunizations have brought on arthritis.
- Food allergies can cause neck and shoulder pain, imitative of arthritis.
- Silicone gel breast implants can cause arthritis-like symptoms, and induce lupus and scleroderma. Antibodies develop which attack collagen.
- In its early stages, [ulcerative colitis](#) (which see) can produce arthritic-like symptoms.
- [Lyme disease](#) (which see) can appear to be arthritis.
- [Lupus](#) (which see), an autoimmune disease, can produce arthritis-like symptoms.

—Also see "[Arthritis—2](#)," "[Rheumatoid Arthritis—1](#)," which contains additional material on Arthritis.

—Also see the author's book, *Arthritis and Rheumatism* (see [order sheet](#)), detailing the findings of 63 research studies on various arthritic and rheumatic conditions.

ENCOURAGEMENT—Think back over the past and recall to mind all the ways God has helped you through the years. Praise Him for what He has done, and continues to do for you. Stay close to Him and trust the future to Him. He will not fail you, even though you may not understand all the workings of providence.

ARTHRITIS—2; RHEUMATOID GOUT (J.H. Kellogg, M.D., Formulas)

DIET AND LIFESTYLE—The diet must be specially nourishing and digestible. See "[Emaciation](#)." A warm, rather dry, and uniform climate is most desirable.

GENERAL MEASURES—Carefully graduated cold applications, preceded by very short hot applications; Fomentation to spine or the Radiant Heat Bath for 3-5 minutes and the sunbath, followed by Cold Mitten Friction are especially suitable; massage; Hot Abdominal Pack.

FEVER—Prolonged Neutral Bath at 92⁰ F., Fomentation to spine followed by Cold Mitten Friction or Wet Towel Rub.

FREQUENT PULSE—Cold Compress or Ice Bag over heart for 15-20 minutes, 3 times a day.

PAIN IN JOINTS—Revulsive Compresses followed by cotton poultice; vapor bath to the area.

NEURALGIA OF HANDS—Hot Hand Bath followed by cotton poultice

RADIATING PAINS—Fomentation to spine, 3 times a day, with well-protected (plastic covered) Heating Compress during the interval between; Revulsive Compress to spine.

NUMBNESS AND TINGLING OF HANDS AND FEET—Fomentation to spine, Hot or Alternate Sponging of limbs, repeated 3 times a day.

MUSCULAR CRAMPS—Fomentation or hot immersion of affected parts, two or more times daily; during interval between, Hot Sponging; firm bandaging. Protect him from chills.

JOINT DEFORMITIES—For thickening of synovial membranes, or accumulation of fluid in joints or bursa, apply Alternate Douche; Alternate Compress. Apply, to joint, a dry flannel bandage or cotton

poultice.

CAUTIONS—To painful joints, avoid cold douches, long sweating processes, and prolonged general applications.

METHOD—Improve the general health by using general tonic measures, especially using carefully Graduated Cold Baths and massage.

—Also see "[Arthritis—1](#)," "[Gout—1](#)."

RHEUMATOID ARTHRITIS—1

SYMPTOMS—Vague pain, stiffness, weight loss, numbness, and tingling of the hands and feet may precede its onset.

Swelling, stiffness, redness, and often crippling pain in joints, which eventually may fuse together. There is fatigue, anemia, weight loss, and fever.

Affected joints sound like crinkling cellophane. In contrast, osteoarthritis joints sound like popping, clicking, or banging. Joints of the hands, elbows, knees, and ankles are most commonly involved.

Upon awakening in the morning, there may be a joint stiffness which lasts an hour or longer. Swelling will occur in a specific finger or wrist joints, and also around the joints. Pain may, or may not, be present.

The condition can worsen or remain the same for years, and later worsen again.

CAUSES—Rheumatoid arthritis (RA) is an inflammatory arthritis. It is an autoimmune disorder. So many acids, purines, etc., have collected in the joints; and the calcium supply has been so low for so long, that the body gets mixed up—and begins attacking the synovial membranes in the joints. Cartilage, nearby tissues, and even the bone surfaces are destroyed.

This damaged area is then replaced with scar tissue, which tends to fuse together the joints—making them immovable.

Oddly enough, this form of arthritis most commonly occurs between the ages of 35 and 45, but may occur at any age. It also occurs even in children. Two-thirds of the 3 million Americans who have RA

are women. Among those under 18, 70,000 have it, most of them girls.

Causes include poor nutrition, bacterial infection, and/or physical or emotional stress. Stress seems to be the active agent which initially brings it on. Exposure, overwork, or acute infections can also do it.

Unlike [osteoarthritis](#) (which see), which only affects joints here or there, RA affects all the synovial joints in the body.

In the first year after the disease appears, 75% improve without any treatment at all. Therefore natural treatments should help the situation even more. Keep in mind that 10% of those with RA become disfigured in one way or another. So this is a problem which is worth taking the time and effort to reduce or eliminate.

The likelihood of remission is greater early in the course of the disease. Each attack seems to be worse than those preceding it.

TREATMENT—

- It is important that you also read the article on "[Arthritis](#)." It contains much important information which also applies to rheumatoid arthritis.
- Take calcium, magnesium, selenium, copper, B₆, histidine, and bromelain every day.
- Do not take iron supplements (such as ferrous sulfate, which is commonly given for anemia). These will intensify RA and arthritis.
- Fasting brings temporary relief to RA, but the pain, swelling, and stiffness tend to return a few days after the fast is ended. However, some recommend a longer vegetable juice and vegetable broth fast of two or more weeks as having more lasting effects.
- Food allergies can be involved. One study showed that 86% of a group of rheumatoid arthritics could trace the onset of their problem to allergies; most common were soy products, milk, eggs, coffee, and sugar foods. Try avoiding all those foods. (See "[Arthritis](#)" for other helpful and problem foods.)
- One research study noted that peoples who use large quantities of wheat, rye, and oats tend to have high rates of RA.
- People with RA were found to have lower blood levels of folic acid, protein, and zinc than other people.

- Lose weight, to reduce the strain on your joints.
- Stretch nylon gloves, worn at night, help keep the hands warm. Better yet, keep your arms and hands under the covers at night.
- Deep breathing exercises out-of-doors helps those with RA.
- Alternating hot and cold baths help. Give 6 minutes for the hot and 4 minutes for the cold, to increase blood flow to the area. The healing is in the blood.
- Aloe vera gel helps relieve pain.

—See "[Arthritis](#)" for much more information.

—Also see the author's book, *Arthritis and Rheumatism* (see [order sheet](#)), detailing the findings of 63 research studies on various arthritic and rheumatic conditions.

—Also see "[Arthritis—1](#); [Rheumatoid Gout](#)."

ENCOURAGEMENT—By His life and His death, Christ proved that God's justice did not destroy His mercy; but that sin could be forgiven, that the law is righteous, and, with Christ's help, can be perfectly obeyed.

ARTICULAR RHEUMATISM, ACUTE (J.H. Kellogg, M.D., Formulas)

GENERAL—Absolute rest in bed. Abstinence from all solid food for a few days, allowing only ripe fruits, fruit juices, well-dextrinized (well-cooked) cereals, and malted foods. Avoid meats, animal broths, beef tea or extracts, eggs, oysters, cheese, and all foods rich in proteins.

COMBAT INFLAMMATORY PROCESS IN JOINTS—Secure active cutaneous circulation by Hot Blanket Pack and Sweating Wet Sheet Pack; hot Fomentations to the joints, followed by Heating Compress. Keep him sweating until acute pain ceases and temperature falls.

PREVENT EXTENSION OF THE DISEASE TO THE HEART, LUNGS, PLEURA, AND MENINGES—by promoting activity of the skin and kidneys, the building up the general vital resistance, and by carefully administered cold applications. The Hot Blanket Pack, Hot Enemas, Hot Trunk Pack, following each hot application by Cold Mitten Friction. Administered carefully to all

portions of the body that are free from local inflammation.

ENCOURAGE ELIMINATION—The prolonged sweating bath - given by means of the Hot Blanket Pack - should be continued for several hours, and is a most valuable measure. He should not be taken out of the pack suddenly, but gradually; Cold Mitten Friction being applied to each part until good reaction occurs before uncovering another portion. After rubbing, the surface should be carefully protected by flannel blankets. Free water drinking and large Enema twice daily.

PAINS IN JOINTS—Hot Blanket Pack followed by dry wrapping (Dry Pack); Fomentation to joints, repeated every 2 hours; during the interval in between, a well-protected Heating Compress applied as soon as the Fomentation is removed. Smear joints with Vaseline daily.

FEVER—Hot Blanket Pack continued to full sweating, followed by a Sweating Wet Sheet Pack that is prolonged for several hours is the best means of lowering the temperature. When the temperature is very high, the Neutral Bath, at 92⁰-95⁰ F., may be employed. Ice Compress to head and neck. Cold Mitten Friction or Cold Towel Rub may be given after the Sweating Wet Sheet Pack or the Hot Blanket Pack, 2-3 times daily.

PROFUSE PERSPIRATION—Do not check during the early stage; simply wipe him with a dry cloth. If the temperature is very high (104⁰-105⁰ F.), the Graduated Bath may be given; the temperature should not be lowered below 85⁰ F. As the temperature is lowered, he should be rubbed with sufficient vigor, to prevent chill. The Cool Enema may also be used in connection with the Fomentation to the back. Be careful not to check perspiration suddenly, nor at all until acute symptoms (of pain, high temperature, etc.) subside.

DURING CONVALESCENCE—Encourage blood making by Graduated Cold Baths, especially Cold Mitten Friction.

HYPERPYREXIA (ELEVATION OF SYSTEMIC TEMPERATURE ABOVE 104⁰-106⁰ F.)—(1) Prevent it by Ice Cap, Cold Mitten Friction at 50⁰-40⁰ F., or Cold Towel Rub at 60⁰-50⁰ F., 2-3 times a day, when temperature rises above 101.5⁰ F. May precede cold application by very Hot Sponging. (2) Combat it when temperature rises above 101.5⁰ F. by Cold Mitten Friction at 60⁰ F., given every 2 hours and continuing until temperature falls to 101⁰ F. Continue application to each part until reddened, so as to prevent retrostasis. Graduated Baths (102⁰-85⁰ F.) may be resorted to in obstinate cases, also the Cool Enema. In all cases apply Ice Cap and Ice Collar, to offset cerebral congestion and coma.

ENDOCARDITIS, PERICARDITIS (INFECTION OF HEART MEMBRANES)—The hot Fomentation (and it should not be very hot) should be applied over the heart for half a minute at intervals of 1 hour. This should be followed by the Ice bag or Cold Compress above the heart.

CEREBRAL RHEUMATISM—Ice to head; Prolonged Neutral Baths at 92⁰ F.; Colonics at 80⁰ F., 3

times a day; ice to head and neck; Cooling Wet Sheet Pack; Sweating Wet Sheet Pack, repeating 2-3 times a day.

TO PREVENT PERMANENT DAMAGE OF JOINTS—Simple flexions (movements) of the joints as soon as the fever declines; short applications of Alternate Compress or Alternate Douche, 2-3 times daily, after convalescence begins, with a well-protected Heating Compress during the interval in between.

ARTICULAR AFFUSIONS—Alternate Compress or Alternate Douche 3 times a day, well-protected Heating Compress during the interval in between; massage; bandaging.

NODOSITIES—Revulsive Douche or Fomentations, 3 times a day; Heating Compress during interval in between until tenderness is removed; then Alternate Douche, 3 times a day, followed by well-protected Heating Compress; massage.

ARTHRITIS AND PHLEBITIS—Fomentation over affected part every 2-3 hours for 20 minutes; Heating Compress during interval in between, wrung very dry and protected with plastic covering.

NEURALGIA—Revulsive Compress, followed by dry cotton poultice; renew every hour or two.

NEURITIS—Complete rest of part; Fomentation every 2-3 hours, followed by well-protected Heating Compress.

TACHYCARDIA (RAPID HEART BEAT)—Cold Compress over heart for 15 minutes every hour; avoid hot food and drinks; Ice Bag over heart during hot applications to joints and other parts.

DIARRHEA—Neutral Enema at 95⁰ F., after each bowel movement; cold Abdominal Compress at 60⁰ F., during intervals in between, changed every hour.

GASTRALGIA—Hot and Cold Compress over stomach, heat to area above stomach, cold to spine. Hot water drinking; dry diet of well-dextrinized (well-cooked) cereals.

PERIOSTATIS and OSTEITIS—Very hot Fomentations for 15 minutes every 2 hours, Heating Compress during intervals in between, well-wrung and well-protected with flannel and plastic. If suppuration (pussing) occurs, open it with a knife.

URTICARIA—Sponging with very hot water; Hot salt or alkaline Sponge; Prolonged Neutral Bath.

CONTRAINDICATIONS—Avoid Cold Full Baths and Cold Douche.

GENERAL METHOD—Aid the elimination of acids by promoting activity of the skin. This is also the

best means of relieving the articular pains. He should be drenched with water through both the stomach and rectum, to encourage profuse perspiration and prevent undue increase in the specific gravity of the blood. Tonic and fever-lowering measures must be used with great care, and so managed as to avoid retrostasis (a retrograding of his condition). Chilling him will increase the pain. The cold rubbings (frictions), applied to maintain general vital resistance, must be accompanied by hot applications to the joints, and, if necessary, more extensive hot applications to the spine or legs, to prevent chilling of the surface. Those hydrotherapy measures are the most efficient which aid heat elimination by dilating the surface vessels rather than by lowering the temperature of the skin.

MUSCULAR RHEUMATISM, ACUTE (J.H. Kellogg, M.D., Formulas)

NUTRITION—A nourishing dietary excluding meats; avoid fruits and vegetables at the same meal, all indigestible foods and dishes, tea, coffee, condiments, and excess of salts. Carefully Graduated Cold Full Baths daily.

INCREASE GENERAL VITAL RESISTANCE—This is the most important indication in this disease, as in malarial infection, in acute rheumatism, and other infectious diseases. Short sweating procedures of any sort (Full Hot Baths, Steam Baths, etc.), followed by short and graduated cold applications, are the most important general measures.

SWELLING OF JOINTS—Fomentation 3 times a day; and, during the intervals in between, apply Heating Compress wrung dry and well-protected by plastic; derivative measures.

PAIN—Revulsive Fan Douche, other pain-relieving measures.

STIFFNESS OF JOINTS—Fomentation 3 times a day, well-protected Heating Compress during intervals in-between; Alternate Articular Douche [alternate hot and cold spray to afflicted joints]; massage of joints and muscles; Prolonged Neutral Bath.

DRY SKIN—Sweating Wet Sheet Pack, oil rubbing on skin, Cold Mitten Friction, Cold Towel Rub, Wet Sheet Rub, Steam Bath, hot-air bath, electric-light bath [heating from electric lights or electric heater], sunbath.

CONTRAINDICATIONS—Do not give very Cold Baths, especially Cold Full Baths.

CHRONIC RHEUMATISM (J.H. Kellogg, M.D., Formulas)

RHEUMATISM (CHRONIC) GENERAL CARE—The same as for "[Rheumatism, Acute](#)," except that the local applications are made to the muscles instead of to the joints. Sweating baths, especially the Radiant Heat Bath and the Steam Bath; long Neutral Baths; Fomentation over painful parts, followed by the well-protected Heating Compress; water drinking; aseptic diet.

GOUT—1

SYMPTOMS—Sudden attack, often in the middle of the night, of extreme pain and swelling of a joint in the fingers or toes (usually the big toe). But it can affect the ankles, knees, hands, elbows, and wrists. Motion or pressure greatly increases the pain. After the swelling subsides, the skin tends to itch and peel.

During attacks, there often is loss of appetite, stomach and intestinal problems, fever, and decreased urine output.

CAUSES—Gout is an acute type of inflammatory arthritis, and occurs most often in people who are overweight or eat rich foods, such as meat, gravies, spices, and alcohol.

The body cannot handle all the purines and other acids in the meat, and so these products settle in the body. Uric acid is the end-product of the breakdown of purine compounds.

Gout typically attacks the smaller joints of the feet and hands, especially the big toe. Uric acid salts crystallize in the joint, and produce swelling, redness, and a sensation of heat and extreme pain.

Unlike most forms of arthritis, gout affects men in 90% of the cases. It generally does not begin until after 35 years of age; peak age of onset is 45. Women who have it are generally post-menopausal.

TREATMENT—

- Diet changes, water drinking, and weight control are all very important.
- The amount of urates in the blood is keyed to dietary intake and the amount of body weight. Many in middle life who initially experience the pain of gout are overweight.

- Those with gout need to reduce to 10-15% below calculated normal weight. However, weight reduction must be done gradually, so as not to stir up more urates and temporarily increase the number of gout attacks.
- Do not fast when you have gout. Doing so greatly increases the amount of uric acids in the blood.
- Drink at least 2 quarts of water a day between gout attacks, not only to get rid of the uric acid, but also to reduce the likelihood of kidney damage and kidney stones. Those with gout tend to have kidney stones.
- A high-carbohydrate diet tends to increase uric acid excretion. In contrast, a high-fat diet decreases excretion and may bring on a gout attack (even though they may be unsaturated fats). Keep your diet low in protein and fat.
- A vegetarian diet is the best program for a person with gout.
- Avoid excessive food yeast.
- Eating cherries is very helpful. The uric acid level in the blood decreases and the attacks tend to stop. They can be any type of cherries, and either fresh or canned (½ pound per day). One or two tbsp. of cherry concentrate can be taken instead. If canned cherries are used, only use water-packed ones; most have too much sugar and additives.
- Overeating tends toward gout.

Here are foods high in purines: liver, brains, kidneys, heart, anchovies, sardines, meat extract, fish roes, herring, consommé, mussels, and sweet breads.

- Here are foods of lesser purine content: fowl, fish (except those listed above), other seafoods, and other meats.
- Here are foods of moderate amounts: whole-grain cereals, lentils, peas, beans, asparagus, mushrooms, oatmeal, cauliflower, and spinach.
- Here are the foods which have only small amounts of purines; foods containing negligible amounts of purines: vegetables, fruits, refined cereals, cereal products, eggs, milk, cheese.
- There are cases in which drinking large amounts of milk or eating lots of tomatoes produced gout.

- Do not take any alcoholic beverage. Alcohol increases uric acid production and reduces excretion of urates.
- Direct injury to a joint, tending toward gout, can bring on an acute attack.
- It is known that the skin can excrete uric acid, so baths will help.
- During acute attacks, keep the affected joint elevated and at rest.
- Hot fomentations for 15 minutes every 3 hours, to help relieve pain. But, to reduce pain, some do better using cold applications.
- Mud packs, applied to the affected area, will absorb a fair amount of the uric acid.
- Charcoal is very helpful. Take it by mouth (12-16 tablets daily), and also lay charcoal packs on the area.
- A compress of comfrey root or leaves, blended with water, helps relieve gout pain. Apply for two hours or more, or overnight.
- Burdock will help clean uric acid deposits from the joints and other areas. Kelp, red clover, and yucca help eliminate uric acid and other toxins.
- Colchicine is the primary drug medication for gout. But it causes nausea, vomiting, diarrhea, cramping, hair loss, anemia, liver damage, and decreased leukocytes and platelets. Natural remedies can do the job better.
- A number of drugs increase uric acid levels, so it is best to avoid drugs. Diuretic drugs are especially bad.

—See "[Arthritis](#)" for much more information.

—Also see the author's book, *Arthritis and Rheumatism* (see [order sheet](#)), detailing the findings of 63 research studies on various arthritic and rheumatic conditions.

—Also see "[Gout—2](#)," "[Arthritis—1](#)" and "[Rheumatoid Gout](#)."

ENCOURAGEMENT—Could the curtain be rolled back, you would see the entire universe intently watching what is occurring on earth. During these few years of your earthly probation, you can choose to stand resolutely for God. He will help you do this.

GOUT—2 (J.H. Kellogg, M.D., Formulas)

DIET AND LIFESTYLE—Avoid meats, tea, coffee, tobacco, sometimes even milk and eggs; take daily sufficient exercise in the open air to cause perspiration, followed by short Cool Full Bath for cooling purposes. Diet would include fruits, well-cooked cereals, and nuts.

ENCOURAGE TISSUE CHANGE, ESPECIALLY OXIDATION OF PROTEIN

WASTES—Prolonged Sweating Baths: Steam Bath; Radiant Heat Bath; Sweating Wet Sheet Pack; Dry Pack; Hot Blanket Pack, followed by daily Graduated Cold Bath, carefully given and nicely graduated; out-of-door life.

MAINTAIN NORMAL ALKALINITY OF THE BLOOD—Tonic graduated cold applications, free use of fruits; avoid flesh foods, tea, coffee, and alcohol.

- See the following two sections for care of the acute and chronic forms of Gout.

GOUT (ACUTE) —

HEADACHE—Water drinking; Enema; Hot and Cold Head Compress, with Hot Footbath or Hot Leg Bath.

MIGRAINE—Revulsive Compress to the area, where the pain is located; Hot Leg Bath or Hot Foot Bath; Enema; Hot Enema; Fomentation over stomach; Fomentation over spine; Alternate Compress over spine.

HEMORRHOIDS—If inflamed, hot Fomentations to relieve pain, followed by Cold Compress to anal region and buttocks; Cool Enema.

PRURITUS ANI—Very Hot Anal Douche.

PAIN AND SWELLING OF JOINTS—Elevate limb; Cooling Compress, change as soon as warm.

FEVER—Hot Blanket Pack, followed by Prolonged Neutral Bath.

SCANTY URINE—Water drinking (distilled water); Enema, twice daily.

RETROCEDENT GOUT—For coma or delirium, cold to head and neck; large Enema. Hot Blanket Pack; Hot Full Bath.

CARDIAC COMPLICATIONS, SYNCOPE—Hot Enema; Alternate Compress to spine.

GASTRO-INTESTINAL DISTURBANCE BY RETROCESSION—Fomentation over stomach; Hot Trunk Pack; Hot Full Bath or Hot Blanket Pack, with Heating Compress during the interval between.

CONTRAINDICATIONS—Avoid cold baths of any kind, and avoid immersion of affected parts in cold water.

- Also see preceding and next sections.

GOUT (CHRONIC) —

GENERAL MEASURES—Use the general measures given in the two sections, just above.

INCREASE CIRCULATION in affected parts by hot Fomentations, followed by Dry cotton Pack or Heating Compress; massage, at first derivative only (applied elsewhere to draw blood away from afflicted part) and later to the joint itself.

CONSTIPATION—Relaxing diet; Hot Abdominal Pack; cold water drinking; abdominal massage.

HEPATIC CONGESTION—Revulsive Compress over the liver every 3 hours; Heating Compress to it during the interval between.

GRAVEL—Copious water drinking and large Enema daily. (Also see "[Lithema, Uric Acid Diathesis.](#)")

MELANCHOLY—Vigorous Sweating Baths, followed by short Cold Douche given with percussion to spine.

ASTHMA—Revulsive Douche to legs; large Enema; Prolonged Neutral Bath; Fomentation to chest followed by the Chest Pack.

ANGINA PECTORIS—Fomentation over heart for 1 minute followed by Cool Compress for 10 minutes, repeat; Hot Footbath or Hot Leg Pack; Ice Bag to spine; rest in bed; keep extremities very warm.

GENERAL METHODS—The general methods to be pursued in this disease are essentially the same as those applicable in the [Uric Acid Diathesis or Lithemia](#) section.

- If any of the following related problems exist, look them up under their respective headings:
[Bronchitis](#), [Epilepsy](#).

—Also see "[Gout—1](#)."

BURSITIS

SYMPTOMS—Swelling, tenderness, and possible redness. A dull persistent ache that increases with movement. Immense pain in the affected area, which frequently limits motion.

It most often occurs in shoulder joint and less often in the hip joint, in the elbows, or feet.

CAUSES—Bursitis is the inflammation of the liquid-filled sac, called a bursa, found within joints, muscles, tendons, and bones. These sacs normally help muscular movement occur.

Overstimulation of the bursa causes the synovial membrane to produce excess fluid. This distends the bursa, which causes the discomfort.

Injury to the area is a common cause, but chilling of the area during the day, especially at night can also lead to it. Bursitis can also be caused by chronic overuse, calcium deposits in the bursa wall, reactions to certain foods or airborne allergies. In some instances, suddenly working tight muscles can do it; it is called a stretched muscle.

According to where it is centered, bursitis has many names: housemaid's knee, tennis elbow, policeman's heel, frozen shoulder, or beat knee.

The lowly bunion (caused by friction in tight shoes) is also a form of bursitis. A bursa sac on the joint of the big toe becomes inflamed.

Athletes and older people are most likely to get bursitis, but it can happen to anyone at any age.

What is the difference between [bursitis](#) and [tendonitis](#) (which see)? Both produce pain in the shoulder, etc.

Bursitis generally exhibits a dull persistent ache that increases with movement. Tendonitis causes a sharp pain during movement, and is most likely to be caused to over-reaching for something. But it can also be caused by calcium deposits pressing against a tendon. There is no swelling and fluid

accumulation, as with bursitis. See "[Tendonitis](#)" for more on that problem.

TREATMENT—

- Initially give ice applications. Apply an ice pack for 30 minutes every 2-3 hours.
- As pain decreases, hot applications can be given. Heat should be applied for 45-60 minutes at a time. It should be as intense as can be tolerated. Hot castor oil packs are useful (see "[Arthritis](#)" for information on how to prepare them).
- Sometimes 10 minutes of hot, followed by 10 minutes of cold, applications seems to work best.
- Follow this with range of motion exercises at least once a day.
- Do not become chilled.
- Keep exercising, so joints will not lock up.
- Do not push yourself too hard or too long during the day. If you are in pain, stop.
- Sometimes rest and immobilization of the joint is needed for a time.
- Vitamin E is beneficial in the treatment of bursitis. The need for protein and vitamins A and C increases during infection. Vitamin B₁₂ is also helpful.
- DMSO from a health food store will help. Apply it to the skin of the affected area.

ENCOURAGEMENT—The Lord has not changed. He is true, merciful, and faithful to fulfill His Word. Determine that you will stand with Him in the battles of life. He is the best friend you will ever have, and deserves your love and obedience.

ANKYLOSING SPONDYLITIS (Rheumatoid Spondylitis, Marie-Strumpell Disease)

SYMPTOMS—Weight loss, fatigue, malaise, low back pain, sacroiliac pain, back leg pain, stiffness in

the back (especially early in the morning), aching and stiffness in the hips and shoulders.

CAUSES—This is an autoimmune disorder. So many poisons have accumulated in the body from wrong eating, overwork, and stress that the immune system attacks the tissues lining the joints.

Uric acid toxins, a by-product of eating meat, accumulate in the joints. They form crystals, which result in inflammation and pain.

For some reason, tension and stress help bring on the pain and stiffness.

Malnutrition can also be involved. When proper nutrients are lacking, toxins tend to accumulate in the body. A lack of minerals (especially calcium, magnesium, and silicon) can strengthen the problem.

TREATMENT—

- Eliminate meat from the diet. Reduce the tensions; eliminate the anger, worry, and feverish way of life.
- Go on a 3-day fast of vegetable juices and green drinks. Clean out the bowels with enemas or colonics.
- Improve the diet to a simple, nourishing one, as discussed elsewhere in this book.
- Include a vitamin/mineral supplement, and also a calcium supplement. Essential fatty acids are important. Vitamins A, C, E, selenium, and zinc are needed to rebuild the immune system.
- Learn to relax and appreciate the blessings of life which you have.

ENCOURAGEMENT—In this life, you will ever have disappointments, but know that Jesus is the living, risen, Saviour. He is your Redeemer, and He loves you deeply. Trust your life to Him, and you will be safe.

TEMPOROMANDIBULAR JOINT SYNDROME (TMJ)

SYMPTOMS—Pain in the muscles and joints of the jaws, which can radiate to the face and neck. There is a frequent clenching of the jaws.

Possible headache, toothaches, dizziness, pain and ringing in the ears, and pressure behind the eyes

When eating or yawning, there is a clicking, grinding, and popping noise, and perhaps pain. There may be difficulty in opening and closing the jaws.

CAUSES—The bite is misaligned, either as a cause of the jaw problem or as an effect. The cartilage disk that cushions the joint becomes damaged. This causes the bones of the temporomandibular joint to rub against one another instead of gliding smoothly past each other. If the tooth repair or replacements have not been done properly, this can be a factor in causing the problem.

Stress, a poor bite, and bruxism are the most frequent causes. Some people develop the habit of clenching their teeth together during the day and/or at night. Called [bruxism](#) (which see), this is very hard on the joint in the jaw.

An injury, poor dental work, osteoarthritis, bad posture, repeated or hard blows to the jaw or chin, whiplash, gum chewing, thumb sucking, chewing on only one side of the mouth, or holding the phone between the shoulder and jaw.


TREATMENT—

- Hot and cold (or hot or cold) packs will help relieve pain in the neck and shoulders.
- A diet rich in the B complex is important. Also calcium, magnesium, silicon, zinc, lecithin, and flaxseed oil.
- Avoid sugar foods, which deplete calcium and other minerals.
- Avoid smoking and do not eat meat.
- Learn to relax and avoid stressful thinking or situations.
- If you sit a lot, relax and maintain good posture. Do not hunch over and strain.
- Do not sleep on your side or lie on your side with your head turned to the side.
- Do not prop your head at an angle (especially in bed) when reading, talking, or watching television.
- Do not chew bits of food when the meal is over. Do not chew gum.

- Fast once a month, to give the body and jaws a rest so rebuilding can take place.
- Orthodontists, dentists, physical therapists, and other specialists offer treatments for TMJ. But it is estimated that 90% of all cases respond well to simple, inexpensive, treatments.
- [Rheumatoid arthritis](#) (which see) can also cause jaw pain.

—It is important that you also read "[Bruxism](#)." Also read "[Bones, Strengthening](#)," to help maintain and rebuild strong bones.

ENCOURAGEMENT—Come daily to Jesus who loves you. Open your heart to Him freely. In Him there is no disappointment. You will never find a better counselor, guide, and defense.



**ENCYCLOPEDIA
INDEX PAGE**

Section 10

Muscular-Skeletal

Part 3

Tendons

SHIN SPLINTS

SYMPTOMS—Pain in the shins of one or both legs. There may, or may not, be a specific area of tenderness; pain, and aching will be felt in the front of the lower leg after, or during, activity.

CAUSES—The experts are not clear as what shin splints are. They may be an irritation to the tendon which attaches the muscle to the bone. Or they may be a muscle irritation or the beginning of a stress fracture.

Active people have shin splints. For example, 28% of long distance runners have them and 22% of aerobic dancers.

They are caused by excessive walking, running, or jumping on a hard surface. But other factors include poor shoes, fallen arches, insufficient warm-up, poor posture, faulty walking and running techniques, or overstraining.

Sometimes the early stages of *stress fractures* are thought to be shin splints or vice versa. But there is a difference: Stress fractures begin pinpoint pain, about the size of a dime or quarter, around or on a bony area. A shin splint is a generalized pain or aching discomfort up and down the whole shin. But, if the problem is not stopped, shin splints can develop into stress fractures.

TREATMENT—

- Athletic trainers call it RICE: rest, ice, compression, and elevation. Do this for 20-30 minutes. Prop up the leg, wrap it with an Ace bandage, and place the ice pack on it for 20-30 minutes.
- An alternate method is a contrast bath of one minute, of ice, followed by a minute of

heat. Do this for at least 12 minutes. This is especially good for pain in the *inner* leg (rather than the front where the shin splints occur).

- Massage the area near the shin splint pain, but not on it. If you rub on it, the inflammation will worsen. Sit on the floor and lightly stroke on the sides several times. Then wrap your hands around the calf and, with your finger tips, stroke deeply around on each side of the shin from ankle to knee. Do the entire area, pressing as deeply as possible.
- Try to correct flat feet or very high arches, if you can. They can also cause shin splints.

PREVENTION—Try to avoid a lot of hard activity on unyielding surfaces, such as concrete. Even carpet on concrete can cause problems. Grass or dirt is better than asphalt; asphalt is better than concrete.

Wear good, comfortable shoes; and when they start wearing down, buy new ones.

Stretch your calves and Achilles tendon frequently. This helps prevent shin splints. Shortened calf muscles throw more weight and stress forward to the shins.

To stretch your calves, place your hands on a wall, extend one leg behind the other, and press the back heel slowly to the floor. Do this 20 times, and repeat on the other leg.

To stretch your Achilles tendons, have both feet flat on the ground, about 6 inches apart. Bend your ankles and knees forward while keeping the back straight. When you achieve tightness, hold it for 30 seconds. Repeat 10 times.

ENCOURAGEMENT—Only by following Christ's example can we have genuine happiness. He alone can strengthen us for the trials of life; He alone can guide us through them.

TENDONITIS

SYMPTOMS—Pain in a tendon. Whereas simple muscle soreness soon goes away, tendon pain can continue on for some time.

CAUSES—A tendon is used in the same repetitive motion while ignoring initial indications of tiredness.

TREATMENT—

- When this occurs, you have to stop the activity for a time, even though that activity is your primary employment or sport (window washing, long-distance swimming, etc.).
- But do not rest too long, or the muscle tends to atrophy. And while you are resting, do not do absolute rest.
- Soak in a warm bath or a whirlpool bath. Warm the tendon before stressful activity decreases the soreness.
- Place a warm, damp towel over the area (knee, etc.). Put plastic over that, a heating pad on top, and finally a loose elastic bandage. Keep it in place for 2-6 hours, with the pad set on low. During this time, try to keep the injured part higher than your heart.
- An alternate method is to wrap the painful area in an Ace bandage, but not too tight or kept on too long. Proper circulation must be maintained.
- Raise the affected area, to help control swelling.
- Before a workout, carefully warm up. This is important. The tub bath, mentioned above, can precede the warming-up exercises out in the field.
- Before hard exercise, carefully stretch your muscles, to limber them up. Stretching helps prevent the shortening which accompanies exercise.
- Ice can be placed on the area after exercise, to reduce swelling and pain. But those with diabetes, heart disease, or problems with blood vessels, should be cautious about using ice. It can constrict blood vessels and loosen clots.
- If possible, switch to a different exercise format for a time. (Runners can switch to cycling, etc.)
- Strengthen your muscles generally.
- Whatever your activity, take breaks occasionally and walk around or do something differently. This helps relax your body and improves circulation. Breathe deep and enjoy life for a moment.

ENCOURAGEMENT—The temple of God is opened in heaven, and the threshold is flushed with His glory. He will help all who will surrender their lives to Him.



**ENCYCLOPEDIA
INDEX PAGE**

Section 10

Muscular-Skeletal

Part 4

Muscles

RESTLESS LEG SYNDROME

SYMPTOMS—A chronic sensation of discomfort in the legs, generally between the knees and feet, which urges a person to move his legs. There may be twitching of the leg muscles or deep creeping or crawling sensations. Sometimes it feels like a pain, cramps, or aches.

It tends to occur shortly after retiring at night or after sitting still for quite some time. Sometimes this happens several times a night.

CAUSES—Restless leg syndrome is not a serious neurological disorder, and moving the legs or walking around a little terminates the sensation for a time.

Women and older people have the syndrome more often than men, and a full 5% of the U.S. population have experienced it. Yet the cause is not certain. Mild weakness of the legs may be present.

It seems to be related to iron deficiency, exposure to cold, stress, heredity, and motion sickness. It also seems to be related to pulmonary disease, stomach operations, diabetes, and uremia.

Very likely, there is a circulatory factor involved: Blood circulation is impeded in the legs or blood is being drawn in excessive amounts, to care for a problem in the trunk.

It is obvious that the solutions, listed below, are keyed to improving leg circulation and bettering the diet:

IMMEDIATE TREATMENT—

- Move your feet back and forth for a few moments.

- Rotate the feet back and forth momentarily.
- Get up and walk about for a couple minutes. This seems to work best at night, when you have been trying to sleep.
- Change position in bed. It has been noted that some people experience the problem more often when they sleep in certain positions.
- Some find using a heating pad helps; others do better by soaking their feet in cold water.

LONGER-TERM CARE—It is known that drinking coffee is a significant factor, so stop using caffeine products.

Stop smoking. Studies reveal it is also a factor.

Some studies have shown folic acid and vitamin E to be helpful.

There may be a relationship between this problem and iron deficiency. But be sure your iron is from food, not chemical supplements, or you can initiate other physical problems.

It would be well to improve your general diet and take a multivitamin supplement daily.

Do not eat much salt.

Never eat big meals before bedtime. This draws the blood to the stomach, so that you do not rest well. It can also lead to a nighttime heart attack.

Walk before going to bed. Better yet, walk outside in the fresh air. This will help you sleep better.

Some sponge the legs with cold water.

Others take a warm soaking bath before bedtime. Do not let your bare feet touch the cold floor afterward.

You may wish to wear knee socks.

Do not take sleeping drugs. They only add another problem to your life.

Possibly massage your legs just before climbing into bed.

Get plenty of rest.

Reduce your overall stress level.

Avoid prolonged exposure to the cold, which increases the need for additional healing blood to the legs.

Avoid overusing the legs. Strenuous exercise seems to increase the problem.

Avoid narrow, pointed, shoes and also high heels.

Sluggish venous blood flow may be problem. Do not cross your legs; lie down every so often and rest your legs. See "[Varicose Veins](#)" for more information.

ENCOURAGEMENT—All heaven unites in praising God. Let us learn the song of the angels now, that we may later sing it when we join their shining ranks. Let us say with the psalmist, "While I live will I praise the Lord: I will sing praises unto my God while I have any being."

MUSCLE CRAMPS (Muscle Pain, Leg Cramps; Charley Horse)

SYMPTOMS—A pain in a body muscle, most often in the legs (especially the calf muscles) or feet.

CAUSES—Muscle cramps may occur at any age. Between the ages of 15 to 80, a full 50% of people will, at some time, have pain or cramps in the legs. Leg pains in children are frequent enough that they are called "growing pains."

Reduced blood supply to the legs is part of the problem. Another is an imbalance in the levels of calcium and magnesium in the body or a deficiency of vitamin E.

But other causes have also been noted: arthritis, anemia, tobacco usage, inactivity, poor circulation, too much or too little exercise, muscle injury, allergy, fibromyalgia, arteriosclerosis, dehydration, hypothyroidism, heat stroke, and varicose veins. Diuretic drugs for heart problems, or hypertension can also induce cramps. Those who have had part of the stomach removed tend to have muscle cramps thereafter.

If cramping occurs when walking and stops when you cease, it may be impaired circulation and nothing more.

If leg cramps occur during pregnancy, they may be caused by hormone changes, fatigue, uterine

pressure, chilling, or muscle tenseness.

A calcium deficiency can make the leg muscles trigger-happy; the contractions in the muscles are stronger.

Leg cramps in older people may be caused by arteriosclerotic changes in the circulatory system. Turn to the articles on [heart](#) and [blood vessels](#), and see your physician. Vitamin E (600-800 IU daily) is very helpful.

IMMEDIATE TREATMENT—

- Massage the muscles and use heat to relieve pain.
- A heating pad may be applied to the area. For some, alternate hot and cold compresses work better (heat for 6 minutes and cold for 30 seconds, with 4 changes).
- Drink peppermint tea and apply it as an external compress.
- Pinch the upper lip between the thumb and index finger, and hold for 20-30 seconds till the cramping disappears.
- If you are pregnant and cramping occurs, push the toes upward while applying pressure to the knee, to flatten the affected part.
- Here is the strangest advice of all: The next day, repeat the activity that made you sore. Do it with much less intensity. This will help work out the soreness. Thereafter, follow this hard/easy routine; for it takes 48 hours for the muscle to properly recover. This is how serious athletes train.
- An alternate method is to vary activities, such as regular walking, with occasional biking or swimming instead.
- After hard exercise or physical work, slow down instead of stopping suddenly. The bloodstream is loaded with lactic acid; so slowly exercise at a relaxed pace while it drains off. (However, that will not protect you from soreness the next day, resulting from torn muscle fiber.)
- Perhaps you need to change into more comfortable shoes, in order to improve your leg and foot problems.

ONGOING CARE—The blood circulation needs to be improved and equalized.

Drink enough water each day.

A common mistake is to drink water and take salt tablets during heated exercise. Instead, you need a full range of electrolytes, and not so much sodium chloride. Drink fruit drinks. At mealtime, eat lots of fresh fruits and vegetables. Include seaweed in your diet. Potassium broth (from thick white potato peelings) is excellent.

A fat-free, sugar-free, salt-free diet improves the circulation.

Eat an abundance of green leafy vegetables, in order to improve the quality of the blood and the mineral balance.

Alfalfa, brewer's yeast, and kelp are important.

A deficiency of calcium, potassium, selenium, and vitamin E exists.

Mineral imbalances can produce cramping. Be sure you are getting enough calcium through supplementation. Otherwise the phosphorous in certain foods locks with it, so the calcium cannot be absorbed. See "[Bones, Strengthening](#)" for more information on solving the calcium-phosphorous problem.

Those with dentures, who find eating vegetables difficult, are especially prone to magnesium and calcium deficiency and leg cramps. They should have vegetable soups, potassium broth, and raw vegetable juices daily.

Every 3 hours, drink a large glass of quality water, to help clean the bloodstream, liver, kidneys, and bowels of stored toxins.

Drink less whole milk

Eat your meals slowly and chew well.

Do not smoke. Nicotine greatly impedes blood circulation. Avoid second-hand smoke.

If you are taking diuretic drugs, take supplemental potassium. Better yet, switch to corn-silk tea and other herbal diuretics; also drink more water (see the several articles on [kidneys](#) and [urine](#)).

Do not stand in one position for hours without moving. Some motion or shifting of body weight is vital.

Get off your feet for 5 minutes every hour. If possible, during that time, take your shoes off; massage your feet and wiggle your toes.

Do not sit with crossed legs.

Stretch your legs every so often, with the feet flexed up, not down.

When sitting, try to elevate your feet every so often.

Do not wear garters or any binding clothes.

At night, wear roomy pajamas.

Keep the bed covers loose or use a foot cradle, to keep bedding weight off the feet. If you sleep on your stomach, extend your feet over the edge of the bed. Another method is to sleep on your side, with your legs bent and a pillow between your knees.

Rub olive or flaxseed oil into your muscles before and after strenuous exercise.

Twice a day, soak in a tub of warm water (100°-110° F.). Massage the toes, feet, and calves.

Here is an exercise which really helps stop ongoing lower leg cramps for many people: Stand with shoes off, facing a wall 2-3 feet away. Lean forward, bracing against the wall with hands and arms, all the while keeping your heels on the floor. When a moderate pull is felt in the calves, hold that position for 10 seconds.

Then stand straight for 5 seconds of rest, and lean forward and repeat. Do 3 stretching cycles.

If you are overweight, reduce to normal range or slightly below.

If leg cramps are caused by varicose veins or pregnancy, elevate the foot of the bed 9 inches.

If leg cramping occurs during pregnancy, take frequent rest periods with the feet elevated. Wear comfortable, not tight, clothing. Be sure you are getting enough calcium; this is important.

—Also see "[Claudication](#)," which has the same leg symptoms—but some very special, dangerous causes. It also has additional information on improving the circulation of the legs.

ENCOURAGEMENT—In His service, God will place upon you no restriction that will not increase your happiness. In complying with His requirements, you will find a peace, contentment, and joy you can never have in the path of sin.

CLAUDICATION (Intermittent Claudication)

SYMPTOMS—Cramping pain, weakness, and tension in a limb (usually the calves) after muscular exercise. Upon resting, the pain always ceases. Typically, after a few moments of rest, the person can begin walking again.

CAUSES—Intermittent claudication (also simply called claudication) is often a symptom of something more serious: [arteriosclerosis](#) of the femoral and popliteal arteries. Other causes include [Buerger's disease](#) (which see), or other occlusive arterial diseases of the limbs. Diabetics tend to have claudication more than the average.

High blood pressure (above 160 systolic or 90 diastolic) triples the risk of claudication (see "[Hypertension](#)").

Diagnosis of claudication is done by a physician, by taking the "pedal pulse." This is the pulse at the instep of each foot. These pulses should be strong and equal, but if one or both is weak or absent, then there is claudication.

TREATMENT—

- Take vitamin C, to bowel tolerance; vitamin E and B₆; chromium; and selenium.
- Maintain a total vegetarian diet, free from grease and animal foods. Avoid vegetable oils also. Because of the connection between claudication and blood vessel diseases, the life you save may be your own (see "[Arteriosclerosis](#)" and related articles on the heart and blood vessels).
- Using nicotine is ruinous to the health in several ways; choking off circulation to the limbs is one of them. Those who smoke are 6 times more likely to develop claudication (also see [Buerger's Disease](#)).
- It appears that abnormally high blood viscosity can be a primary cause of poor blood flow. The solution is to drink lots of water and use a diet low in fats, sugars, and concentrated foods; that is, those which have a very low moisture content.
- Stress also reduces blood viscosity, so avoid stress.

- A regular exercise program is very helpful, especially for those who do it every day. See "[Muscle Cramps](#)" for some sample exercises. Ten repetitions of the exercises should be done at least once a day.
- In addition to other exercises, take a daily walk. Build up to a total of an hour, each morning and evening.
- For those who can take them, hot baths are helpful. Always keep the head cool with cool washcloths that are changed frequently.
- Helpful herbs include ginseng and cayenne.

—Also see "[Muscle Cramps](#)," which, in the legs, have the same symptoms. Also see "[Arteriosclerosis](#)" and related articles.

ENCOURAGEMENT—Come apart and worship God. The everlasting assurance shall be ours that you have a Friend that sticketh closer than a brother.

SIDE STITCHES (Pain in the Side)

SYMPTOMS—A sharp, temporary, pain in the side.

CAUSES—This pain is caused by a spasm in the diaphragm, when this muscle between your chest and abdomen does not receive enough oxygen.

Running is a common immediate cause. The dual pressure from the contracted belly muscles (caused by the raised knee during running) and the expanded lungs from above (caused by deeper breathing) can momentarily shut off blood flow to the diaphragm. This causes it to cramp.

Not breathing evenly can cause you to get these cramps, even when heavily laughing.

However, the pain can also come from trapped gas in the intestines.

If the pain is only on the right side, it may be due to temporary lack of oxygen to the liver.

TREATMENT—

- Stop what you are doing, and let your muscles calm down. Exhale deeply, and take slow deep breaths in and out. You may wish to massage your side as you do this.
- Learn to breath from the diaphragm more, and less from the chest. This is part of the problem.
- Do not do very strenuous exercise closer than 2 hours to a meal.

ENCOURAGEMENT—Though now He has ascended to the presence of God, and shares the throne of the universe, Jesus has lost none of His compassionate nature. He wants to comfort and help you just now.

FIBROMYALGIA SYNDROME (Chronic Muscle Pain Syndrome, Fibromyositis, Fibrositis, Tension Myalgia)

SYMPTOMS—Anxiety, depression, tension, fatigue, chronic muscle aches and pain, joint swelling, headaches (sometimes migraine), irritable bowels, sleep disturbances, and stiffness.

The pain is described as burning, throbbing, shooting, and stabbing. Pain and stiffness are greatest in the morning.

Depression appears to be a key factor. Other symptoms include menstrual problems, palpitations, memory impairment, dizziness, dry eyes and mouth, frequent changes in eyeglasses, and impaired coordination.

Lifting or climbing stairs seems hard to do.

The existence of "tender points" is a distinctive symptom (see below).

CAUSES—Fibromyalgia is more of a set of symptoms than a disease, and it is primarily caused by stress. Women have it more often than men.

Often mistaken for arthritis, rheumatism, or Epstein-Barr syndrome, fibromyalgia causes the muscles and joints to tighten up when under stress. The emotions have a powerful effect on the body.

Those experiencing this problem frequently have shallow sleep. Muscle spasms and pain in various places may occur at night (or during the day).

Then there are the so-called "tender points." These symptoms are unique to this disease, unlike any other disease. There are 9 pairs of specific points where muscles are especially sensitive to the touch. Here are those 9 locations:

In muscles at base of skull, neck, upper back, or mid-back. On the side of the elbow, around the lower vertebra of the neck, at the insertion of the second rib, in the upper and outer muscles of the buttocks, around the upper part of the thigh bone, at the middle of the knee joint.

Those with fibromyalgia experience so many sleep problems (apnea, bruxism, restless leg syndrome, etc.), that they often have chronic fatigue.

The symptoms often begin in young adulthood, develop gradually, and slowly increase in intensity until many become incapacitated by the problem.

Sometimes the syndrome disappears; other times it is chronic; and, in some cases, it comes back in recurring flare-ups.

The cause is not really known, but chronic depression of spirits seems to be involved.

[Chronic fatigue syndrome](#) (which see) is similar to fibromyalgia, but the former is keyed to chronic fatigue and the latter to chronic pain.

TREATMENT—

- Maintain a well-balanced diet.
- Do not drink coffee, tea, cola drinks, chocolate, or take pain relievers. Avoid all types of drugs; they only add to your problems. If any of these have been part of your diet, the symptoms may worsen for a time when you drop them, but persevere and you will feel better for having done so.
- Do not eat meat, dairy products, white-flour products, processed food, or any food high in saturated fats.
- Avoid wheat and brewer's yeast until your symptoms fade.
- Poor absorption of food is involved with this problem; so eat slowly of good nourishing food, and chew it well. Be sure to take vitamin/mineral supplementation. Magnesium is important.

- Drink plenty of liquids, including quality water.
- Food and chemical allergies can be involved. Try to search out yours and avoid them.
- Learn to rest and be relaxed. Be able to relax after the work. Go out and walk in the fresh air, and thank God for your blessings. Indeed, count them all, one by one, and thank Him for them all.
- Determine what your problems are and solve them, know you are working toward solving them, or learn to live with them and no longer be bothered by them.
- A fair amount of muscular activity helps relax a person mentally and emotionally. Enjoy out-of-door activities, such as gardening or raising flowers. You need a regular amount of regular daily exercise, not a hard workout every so many days. Building up such a regular exercise program will do much to alleviate the problem.
- Take a hot and cold shower each morning, to stimulate circulation and help reduce morning stiffness. Cold showers are actually better than hot ones for reducing fibromyalgia pains.
- Helpful herbs include comfrey, alfalfa, hop, skullcap, white willow bark, and valerian.
- Physicians prescribe antidepressants for fibromyalgia. These can cause side effects which are not helpful.

—Also see "[Chronic Fatigue Syndrome](#)" and "[Depression](#)."

ENCOURAGEMENT—Real happiness is found only in being good and doing good. The purest, highest, enjoyment comes to those who faithfully fulfill their appointed duties. Living for God is the best way to live.

MYELITIS (J.H. Kellogg, M.D., Formulas)

MYELITIS (ACUTE) —

COMBAT INFLAMMATORY PROCESS IN SPINAL CORD—Ice Bag, continuously changing Fomentations for 5 minutes, every half hour. Revulsive Compress to the spine; Fomentation for 20

minutes every 3 hours, during intervals between. Heating Compress to spine at 60⁰ F., renewed every 15 minutes.

AFTER ACUTE STAGE HAS SUBSIDED—Alternate Compress or Alternate Douche to spine 3 times a day.

PAIN AND PARESTHESIA IN LEGS—Hot Leg Pack; Hot Footbath; Hot Half Bath; Revulsive Compress to spine several times daily, duration 15-60 minutes.

GIRDLE SENSATION—Hot Trunk Pack, followed by Cold Mitten Friction; Hot Abdominal Pack, well-protected; Fomentation to spine followed by Heating Compress to spine.

NEURALGIC SPINAL PAIN—Fomentation or Hot Sponging of spine, followed by Heating Compress.

PARAPLEGIA—Alternate Compress or Fan Douche to spine and legs, massage.

SENSORY PARALYSIS—Alternate Spray Douche; Alternate Sponging; Alternate Compress; Percussion Douche, twice daily.

MUSCULAR SPASM—Revulsive Compress to spine. Fomentation over irritated muscular groups, followed by continuous Heating Compress, repeated twice daily or as often as necessary; Heating Compress to spine.

GASTRIC CRISES—Hot and Cold Trunk Pack, Revulsive Gastric Compress, Fomentation to spine, Hot Footbath, Hot Leg Pack, Hot Full Bath or Hot Sitz Bath.

CONTRAINDICATIONS—Avoid Cold Full Baths and other general cold applications. Carefully avoid burning or blistering him with hot applications.

MYELITIS (CHRONIC) —

GENERAL—Short sweating procedures, followed by graduated cold applications twice a day. Revulsive Compress or Fan Douche to Spine, temperature 120⁰-70⁰ F.; Prolonged Neutral Full Baths for 1-6 hours; Heating Compress to spine. Later stage: Alternate Douche or Heating Compresses to spine.

PRICKLING SENSATION IN LEGS—Revulsive Douche, Hot Fomentations or Pail Pour at 96⁰ F. to spine and legs.

DURING EARLY STAGE AND EXACERBATIONS—Pail Pour to spine (96⁰ F.), 2-10 minutes, 2-3 times daily; absolute rest in bed; spinal Fomentation every 4 hours; Heating Compress during the

intervals between.

CONTRAINDICATIONS—Avoid Cold Full Bath, very Cold Douche, Cold Pail Pour, and all prolonged cold applications.

HERNIA (Rupture; Abdominal Hernia; Femoral Hernia)

SYMPTOMS—Visual awareness of the problem. In the case of a strangulated hernia, there is pain, vomiting, and abdominal distention.

CAUSES—A weak spot exists or develops in a muscular wall. An abdominal hernia occurs in the abdomen, often in the lower left or lower right. A femoral hernia occurs in the femoral muscle of the upper front leg. The weak spot slowly enlarges and becomes an opening.

If in the abdomen, a loop of intestine can protrude from it at times. Unless corrected, such a condition will grow progressively worse. A strangulated hernia occurs when a loop of intestine is caught in it and becomes pinched, blocking the intestinal passage. Gangrene of the bowel, peritonitis, and death may result if a strangulated hernia is not given prompt surgical attention.

A hernia in a child is less serious, and the opening may repair itself if the protruding bowel loop is pushed back and held in place by a firm band or adhesive strap for a few months.

TREATMENT—

- First, a truss can be purchased and worn. This is not a very practical solution, but may be necessary for a time if funds are not available for an operation.
- Second, a surgical operation can be performed. This is often the best solution, if done by a properly trained physician.
- Third, simple remedies may be applied which may, or may not, succeed. If they do not, then an operation can be performed.

Here are some suggestions:

- If you are overweight, you need to go on a cleansing program, to lose some of it and cleanse the system.

- Go on a nourishing diet, supplemented by vitamins and minerals and avoiding all grease, meat, and junk foods.
- Begin a program of exercises each day, to strengthen your muscles (abdominal or leg, according to where the hernia is). For example, push-ups from the knees will strengthen the abdominal muscles.
- You may wish to try an astringent tea: Make a very strong tea of white oak bark, consisting of one cup of finely broken bark to one quart of water. Boil it 2 minutes and let stand 2 hours. Strain, and add 1 tsp. of alum powder. Wet a folded piece of cloth in the tea and place it over the hernia. Cover with plastic and hold in place with a truss, elastic bandage, or adhesive tape. Using clean cloth, repeat this about 4 times a day for a month. The tannin of the bark and alum will tend to pull together and thicken the area. This may, or may not, close the area.
- You may also try a poultice made of comfrey leaves, bistort root, and giant Solomon's seal root. Renew every 12 hours, and keep it on continually for a month.
- You may instead alternate with the application of poultice at night and the compress during the day, for a month.
- Shave grass tea compress may also be used.

—Also see "[Hiatal Hernia](#)" and "[Umbilical Hernia](#)."

ENCOURAGEMENT—Through all our trials, we have a never-failing Helper. He does not leave us alone to struggle with temptation and battle with evil. Give Him all your heart and hear Him say, "Fear not; I am with you."

UMBILICAL HERNIA (Omphalocele)

SYMPTOMS—A grape to basketball sized skin sac in the belly button.

CAUSES—"Omphalos" means navel, and "kele" means hernia. This sac in the navel, which is a birth defect, is lined with the membrane lining of the abdominal cavity (the peritoneum). It may contain fat and/or intestinal loops that can be pushed back into the abdominal cavity.

This flaw, called a "hernial ring," occurs more frequently than might be expected. The mother did not receive enough vitamin A and/or zinc during pregnancy.

TREATMENT—

- If the hernial ring is larger than your finger tip, surgery is needed, to correct it.
- If the defect is about the size of the diameter of your finger tip, the following method has been used with good success, to heal it at home without surgery:
 - Place a golf-ball sized ball of virgin wool on the hernia and tape it firmly down to the level of the skin's surface.
 - Three times a day, remove the wool ball. Make sure the fat is pushed back into the belly cavity; carefully use your finger to do this.
 - At the same time, rub the hernial ring in a rotary fashion for several minutes, to irritate it.
 - Over a period of several weeks or months, the defect will fill in and entirely heal; so no surgery will be needed.

—Also see "[Hernia](#)" and "[Hiatal Hernia](#)."

ENCOURAGEMENT—Educate the soul to cheerfulness and thankfulness to God for the great love which He has for you. Christian cheerfulness is the very beauty of holiness.



**ENCYCLOPEDIA
INDEX PAGE**

Section 10

Muscular-Skeletal

Part 5

Sprains

MUSCLE INJURIES (Sprains and Strains)

SYMPTOMS—Bruised wrists, ankles, fingers, knees, back, hips, and sore or swollen muscles.

CAUSES—Muscle injuries can occur when straining muscles too much, using them too long or hard, suddenly twisting, or hard falls.

Athletes frequently have such problems.

Sprains are a painful stretching of ligaments of the joints, caused by lifting, sudden stops or turns, injuries, or falls.

Strains are more severe; They involve torn ligaments and torn joint capsule, with bleeding and swelling.

The following suggestions are good both for prevention and treatment of injuries:

TREATMENT—

- According to one view, sprains should be treated with ice or very cold water. Follow this by bandaging the injury with an Ace bandage.
- But, according to a different view, sprains should be initially treated with alternate hot and cold—especially if it is in the wrist, elbow, or ankle. This method works better than using cold alone!
- Put the injured part in very hot water, and keep it there 20-30 minutes. Every few minutes take it out of the hot water and plunge it into cold water for about a minutes, then back into the hot. Keep the hot water hot. This can continue for up to 2 hours with good

results.

- Repeat this for several days; and, twice a day, massage around the area.
- If you use the cold method alone on a sprain, you may not be able to walk on a sprained ankle for days; use the alternate hot and cold method, and you may be much better in half the time.
- (A third method calls for cold on strains to begin with, to reduce initial swelling, followed by alternate hot and cold afterward.)
- If the sprain or strain is in the back or shoulder, treat it with hot fomentations, short cold, and massage.
- A bad bruise on any part of the body can be treated as for a sprain or strain.
- In addition to the above, strains frequently require a cast similar to that used for a fracture, so the injured joint area can be immobilized for more complete rest.
- DMSO (dimethyl sulfoxide) is a liquid that can be applied externally to the injured area, to relieve pain, reduce swelling, and promote healing. But only buy it in the health food store.

—Also see "[Athletic Workouts](#)."

ENCOURAGEMENT—Those who put away iniquity from their hearts and stretch out their hands in earnest supplication unto God will have that help which God alone can give them. In His strength, you can fulfill His will for your life.

ATHLETIC WORKOUTS (Strengthening the Muscles)

PREPARATION—Here are a few helpful suggestions for those engaged in ongoing athletic workouts or other heavy labor or activity:

Maintain a nutritious diet, including full vitamin/mineral supplementation. Eat salads, whole grains, seaweed, seeds, nuts, and drink vegetable juices.

Maintain strong bones (see "[Bones, Strengthening](#)"). Include silica (horsetail and oat straw herbs), to help calcium strengthen the bones.

Vitamins A, D, E, C, zinc, and manganese are needed.

At the meal before a workout, do not eat much roughage, requiring energy to digest; it will make you sluggish. At that meal, avoid peaches, grapes, bananas, and celery.

Locate your allergies and eliminate them. If you have food allergies, exercise may increase the absorption of the allergenic food, resulting in severe reactions. See "[Allergies](#)" and "[Pulse Test](#)."

Glucose is the main fuel for the muscles. It is stored in the liver and muscles in the form of glycogen. You can only work as long as you have stored glycogen ready to be changed into glucose. The best way to store up this glycogen is to eat complex carbohydrates.

Although body fat can also be converted to energy, avoid eating much fat. Focus on getting carbohydrates, not fat, in your diet.

Proteins are needed for muscles and tissues; they are not an energy source. The need for protein does not increase during a workout. Excess protein intake (at any time) increases urine elimination, which produces dehydration unless you are drinking enough water. Eating too much protein can damage the kidneys.

Stretch and warm up your muscles before exercising. Before doing this, muscles are about 98° F. and stiff. After a 5 minutes warm-up, they are several degrees higher and ready for action.

Drink fluids before, during, and after workouts. To prevent dehydration and cramping, do this whether or not you are thirsty.

Be sure and obtain adequate electrolytes. A 50-50 mix of fruit juice and water will help supply this.

After a workout, keep moving until you are rested. Do not take a shower until your body temperature has cooled down. This cooling down wait will help you avoid cramping and even a heart attack.

Do not use steroids in order to increase muscle mass and athletic performance! You may see temporary gain, but you are injuring your body.

In men, Dr. Graham Reedy, M.D, says that long-term use can lead to cancer, sterility, breast enlargement, shrinkage of the testicles, and osteoporosis (hollowing of the bones, leading to breakage). After mentioning some of the diseases steroid usage can lead to, Graham Reedy, M.D., adds: "Once the steroid treatments are stopped, all the buildup is lost, and fat tends to infiltrate the


tissue." (*Complementary Medicine/Sports Review*, March/April 1986, p. 33.)

In women, excess facial and body hair, breast cancer, shrinkage of the breasts may occur.

Steroids tend to be psychologically addictive. The person feels dependent on taking them, until the physical damage becomes deeply ingrained. Anabolic steroids can produce heart attacks.

Do not lift weights if you have a heart problem. At the moment of the lift, breathing stops, circulation to the heart decreases, and great pressure is placed on the heart and lungs by surrounding muscles.

ENCOURAGEMENT—Real happiness is found only in being good and doing good. Live to bless others, and you will find your deepest satisfaction. Live only for yourself, and you will perish alone.



**ENCYCLOPEDIA
INDEX PAGE**

Section 10

Muscular-Skeletal

Part 6

Spine

POSTURE, IMPROVING

SYMPTOMS—A round-shouldered appearance.

TREATMENT—

It is easy, over the years, to let your posture collapse. Here are several suggestions to get it back into shape:

- Relax and practice standing up straight. Put your back and head against a wall as you look forward. Hold it for a minute and get a feel for what the ideal is like.
- Recognize that, as you go through the day, you will not always maintain this ideal. But it gives you something to work toward.
- The best place to practice good posture is when you are walking outside. Try to walk erect. Notice that doing so makes it easier to take full breaths of air, and you feel better.
- Then, when it is time to work, relax, and work, do not worry about keeping a ramrod back when you are stooping over, writing, washing the dishes, etc. Real living is not ramrod; it is a variety of positions.
- But, when you take your outdoor exercise, return closer to that ideal of perfect posture.

Here are more ideas:

- Lie on the floor with your chin down and head straight forward.

- When you stand, keep both feet flat on the floor. Resting on one leg leads to curvature of the back.
- Adjust your chair height, so that your thighs are parallel with the floor and your knees are level with, or slightly higher than, your hips. If not, they pull your body forward; your back slumps; and you work harder, trying to keep your back upright.
- If you place a small pillow between the small of your back (the lumbar area) and the back of the chair, you will tend to sit straighter.
- As you are sitting, you ought to be able to feel the bones in your buttocks against the seat. If you cannot do so, wiggle around until you can. When you cannot feel them, you are slumping.
- When seated at a table and not working, sit 6-8 inches away from it. This will keep you from slumping over onto it. Only your wrists will be on the edge of the table before you. Maintain this same distance if you are working on a computer or typewriter.

Television news announcers use the following two methods, to make a better appearance when they talk while being seated:

- (1) Tend to sit on the edge of your chair; you will be less likely to slump back into it.
- (2) While sitting on the edge of your chair, curl one foot under the chair and stretch the other out for balance. This will help keep your back straight.
- Do not cross your legs. Doing so throws your body out of alignment. Keep your feet flat on the floor.
- In a car, pull the seat toward the pedals, until your knees are bent and slightly higher than your hips, and your thighs are parallel to the floor. Either place a small cushion behind the small of your back or use the seat adjustment available in some cars.
- Get enough sleep at night. You cannot stand or sit straight if you are exhausted.
- Sleep on a firm mattress. When you lie on your side, both hips and shoulders should sink in just a little.
- When sleeping, either sleep on the side, with a pillow under your head, thick enough to keep your head untilted, or sleep on your back, with only a thin pillow under your head and possibly a small pillow under your knees.

- Walk, run, cycle, or do exercises and stretching, to keep your muscles stretched and in good condition.
- Here is a way to rest your back and improve your posture at the same time, either during break or at the end of the day: Lie on the floor for a few minutes with your legs on a low chair or stool.

ENCOURAGEMENT—A ransom has been paid for the souls of men, but we must individually surrender our lives to God, so that we may claim that ransom. God has a heaven full of blessings for you.

BACKACHE (Low Back Pain; Sciatica; Slipped Disk; Lumbar Disk Herniation; Spinal Disk Prolapse)

SYMPTOMS—Pain in the back, frequently in the lower back.

If pain comes after lifting something heavy, after coughing, or after unusually heavy exercise, and the pain prevents you from moving or shoots down one leg, you may have a herniated disk.

CAUSES—Backache, or pain felt in the spinal column, is one of the most common reasons for hospitalization in the Western world. Your spinal column has a complicated interconnection of muscles, tendons, bones, and ligaments.

It is helpful to identify the various parts of the spine, also called the *vertebrae* (singular is *vertebra*): The top part of the spine, where the neck is located, is called the cervical spine (or *cervicals*); the shoulder and mid-part (which protrudes outward in an adult) is called the *thoracic*; the lower portion (called the hollow of the back) is the *lumbar*; and the bottom part (ending in the tailbone or *coccyx*) is the *sacrum*. The first cervical is the *atlas*. This enables your head to tilt up or down. The second is the *axis*; it permits your head to turn from side to side.

Aches and pains in the lower back can be a chronic problem. This pain can be in the spine or it can be in the sacroiliac. The *sacroiliac joint* connects (articulates is the correct word) the spine to the pelvic bone. (There can also be pain in the *muscles* of the lower back; it is called *lumbago*.)

A *subluxation* occurs when two vertebrae get out of proper alignment with one another. A chiropractor puts these back in place for relatively little cost.

Sciatica is chronic pain in the sciatic nerve, which is the largest nerve in the body. This nerve, which passes down through the upper leg, can experience neuralgia and neuritis as a result of a pinched nerve in the lumbar region. If the problem is not solved, eventually the leg where the pain is may no longer receive nerve signals from the brain or the central nervous system.

The intervertebral disks (also spelled discs) are made of cartilage and act as cushions between the vertebrae. Each disk has a tough, fibrous, outer layer surrounding a soft interior, which provides the cushioning.

Lumbar disk herniation and lumbar disk prolapse occur when the disk herniates (ruptures or breaks) and some of this soft inner disk material pushes outward against the spinal cord to one degree or another. This may be very serious; and, like sciatica, it can lead to muscle wasting, reduced nerve reflexes, and muscle weakness. Disk herniation and prolapse are often erroneously referred to as a "slipped disk."

Causes of lower-back pain include wrenched or damaged muscles, bones, tendons, or ligaments, Kidney or bladder infection, prostate problems, or female pelvic disorders may cause backache. Overeating, overdrinking, eating the wrong kinds of food, and constipation can also be involved. The spinal bones, and muscles attached to them, are weakened by wrong habits. Chronic conditions causing back pain include arthritis, bone disease, or abnormal curvature of the spine (scoliosis).

Other causes of back pain are poor posture, walking habits, improper shoes, lifting, straining, calcium deficiency, slouching when sitting, or soft mattresses.

There is a definite relationship between smoker's cough and severe back pain. Injecting the nicotine equivalent of one cigarette decidedly reduced the measured blood flow in the vertebral body. It is also thought that using tobacco interferes with the elasticity of connective tissue.

A small percentage of lower-back pain may be linked to flat feet.

Sometimes a serious case of constipation will cause an ache in the back, from impacted stools or pressure from gas.

(More rarely, back pain can result from congenital abnormalities, metabolic disorders, cancer, or referred syndromes.)

The back pain can also be the result of an excess of lactic acid in the muscles, following muscular exercise. Drinking enough water helps lessen this problem.

Where can you go to get help with your bad back? There are lots of experts out there:

Chiropractors adjust the back by pushing and thrusting. They also recommend nutritional and lifestyle changes. In 1994, the U.S. Agency for Health Care Policy and Research issued a report, that

chiropractors generally provided the most effective treatments for acute back pain. They cost far less, do the job quicker, and do not give medicinal drugs (most of which are usually poisonous). The *British Medical Journal* reported that chiropractic treatments proved more successful than hospital treatments in nearly every way.

X rays are generally considered a routine part of back pain diagnosis; yet only a few back conditions show up on x rays! If the pain is caused by muscle strain or a herniated disk, an x ray will not reveal anything because muscles, disks, and ligaments are all soft tissues. Beware of x rays if you are pregnant.

Orthopedic surgeons are another source of help. These are medical doctors who also do back surgery, they are very likely to recommend it—and that is something you want to avoid, if at all possible.

Osteopaths can prescribe drugs and do surgery also, but they are less likely to do so.

Physiatrists, also called doctors of physical medicine, are also medical doctors. They have a good record of helping to solve serious back problems (such as disk problems) without resorting to surgery (which they are not licensed to do). They recommend lifestyle changes, back braces, etc.

Physical therapists try to restore muscle strength and joint and spine mobility.

Which back pains are the most serious?

Back pain that comes on suddenly, for no apparent reason.

Back pain that is accompanied by other symptoms, such as fever, stomach cramps, chest pain, or difficult breathing.

An acute attack of back pain that lasts more than 2-3 days, without any relief.

Chronic pain which lasts more than 2 weeks.

Pain in the back which radiates down the leg to the knee or foot.

TREATMENT—

First, we will consider less serious back pain:

- The most common cause of backache is muscle strain. Rest will generally eliminate the problem. Bed rest for 24 hours may be needed.
- Soaking in a tub of warm water may be quite relaxing to a strained back.

- For the first 72 hours after a back strain occurs, an 8-minute ice massage often helps. Use ice cubes (or freeze water in a paper cup or frozen fruit- juice can). Massage the area and about 6-8 inches around it.
- After 72 hours, use alternate hot and cold applications. Apply a wrung-out hot towel for 30 seconds, followed by brief cold. Do this 4-5 times.
- Ice packs are especially helpful in relieving muscles spasms.
- Moist heat reduces local inflammation and increases blood flow to the area.
- Some people think that staying in bed for a week will help back pain. This is not true. If you remain in bed a week, it will take two weeks to rehabilitate.
- Stretching a sore back will tend to accelerate the healing process. Gently bring your knees up from the bed and to your chest. Once there, put a little pressure on your knees. Stretch, then relax. Do this again.

Preventive measures that will help you, either before or after experiencing back problems:

- Be very careful when lifting something. Take several deep breaths, to increase muscle strength and then slowly lift with the legs, not the back, and hold the object close to your body. Do not lift from a bending forward position (closing windows, lifting things from deep in the car trunk).
- Keep the body warm and do not become overly fatigued. When the muscles are chilled or you are exhausted, it is easier to injure joints because the muscles are not able to do the work needed.
- Do not take a hot bath just before doing heavy exercise, for your muscles will be in a weaker condition.
- Proper nutrition, including adequate amounts of calcium, minerals, vitamin D, etc. See "[Bones, Strengthening](#)" for much more on this.

Exercises, to build the muscles are very important, if you would avoid back trouble. More on this later in this article.

- Walking and rowing are good for the back (walking is good for just about everything!).
- When sleeping, either a firm mattress should be used or a ¾-inch thick ply board should

be placed beneath the top mattress. Place 1-2 pillows under the knees to straighten the lumbar curve. When lying on the side, flex the knees and place a pillow between them.

- Avoid sleeping on the stomach; it increases the swayback and twists the neck. This is due to the fact that the trunk, being heavier, sinks farther into the bed, causing the back to arch.
- It is reported that water beds, which do not make a lot of waves, may help people with back trouble to sleep.
- When you get out of bed, roll out slowly and carefully. Do not sit straight up in bed.
- If you have back pain, slide to the edge of the bed. Then, keeping your back rigid, let your legs off the bed first. That will act as a springboard, lifting your upper body up and off the bed.
- Sit in a straight chair with a firm back. The knees should be higher than the hips; if necessary, use a small footstool. Avoid soft sofas and stuffed chairs. Chair arms help support the shoulders and upper back. Get up and move about every so often.
- When in a car, push the car seat forward, to raise the knees higher than the hips. This lessens back and shoulder strain. Use safety belts.
- Look for a car with adjustable lumbar support, and adjust the support down as low as it goes. Then, if necessary, raise it a notch or two.
- Do not stand in one position for long periods.
- High-heeled shoes will bring trouble sooner or later. Women should wear low-heeled shoes if they want to protect their pelvic organs and spine.
- Good posture when sitting, standing, or walking should be the goal.

Exercises to strengthen the back:

- Do press-ups which are half a push-up. Lie on the floor, on your stomach. Keep your pelvis flat on the floor and push up with your hands, arching your back as you lift your shoulders off the floor. This will help strengthen your lower back.
- Do floor swimming. Lay on your stomach on the floor. Raise your left arm and right leg. Hold for one second, then alternate with the right arm and left leg. Go back and forth. This

extends and strengthens the lower back.

- Do a crunch sit-up. Lay on your back on the floor, with knees flexed and feet flat on the floor. Cross your arms with your hands on your shoulders. Raise your head and shoulders off the floor as high as you can while keeping your lower back on the floor. Hold for one second, then repeat.
- Know your limit when exercising. If you feel fine 1-2 days after exercising, then it is safe to continue them.
- *Spinal surgery*: Should you have a back operation? Sometimes the problem is so serious that a back operation is necessary. But, if at all possible, try to avoid having one. Not only are they expensive, but frequently do not solve your movement and pain problems. It is an intriguing fact that, according to U.S. government reports, only 1% of those with back pain obtains relief from back surgery. And there is always the possibility that the operation will only result in greater pain, more serious damage, and even less mobility. But, after weighing all the possibilities, you may still decide to undergo it.

—Also see "[Sciatica](#)."

ENCOURAGEMENT—Those who come frequently to the throne of grace, offering up sincere, earnest, prayers for God's help will not fail of fulfilling His plan for their lives.

SCOLIOSIS—1 (Curvature of the Spine)

SYMPTOMS—The spine is curved slightly to one side.

CAUSES—Scoliosis occurs 80% of the time in girls, and primarily in preteen and teen years, during rapid growth spurts.

Diagnosis is made by having the person bend over away from you. Look for lateral deviation (a leaning to the left or right).

The primary cause is that one set of the spinal muscles (right side or left side) is stronger than the other. This causes an "S" curve in the spine.

These changes are the result of degeneration of muscles on one side; and, in some instances, they may

be the early stage of muscular dystrophy.

TREATMENT—

- In the early stages, scoliosis can be eliminated. But the person must be faithful in taking mineral and vitamin supplements. Failure to do so can result in serious damage, back braces, and surgery.
- Avoid food allergies, eat a nourishing diet; drop all junk foods, caffeine, alcohol, soft drinks, etc.
- Each day take vitamin E (800-1,200 IU), selenium (500-1,000 mcg), calcium (2,000 mg), and magnesium (1,000 mg).

—See "[Scoliosis—2](#)." (next article) Also see "[Bones, Strengthening](#)" for much more information.

ENCOURAGEMENT—No sin is small in God's sight; but, in His strength, we can resist all temptation to leave His side and run after the trinkets Satan offers us. Cling to Jesus and, in spite of the disappointments of earth, you will have peace of heart.

SCOLIOSIS—2 (Curvature of the Spine; Posterior-Lateral Scoliosis) (J.H. Kellogg, M.D., Formulas)

TO IMPROVE GENERAL NUTRITION AND BLOOD MOVEMENT—Graduated Tonic Friction baths; massage, carefully administered; nutritious aseptic dietary; sweating baths, especially the Radiant Heat Bath followed by Cold Mitten Friction, carefully given; copious water drinking.

TO COMBAT LOCAL MORBID PROCESSES—Fomentation to the back twice daily, followed by Heating Compress to spine. The Heating Compress may be applied at night and retained until morning. Hot Leg Bath with Fomentation to the spine; prolonged Neutral Bath, 1-4 hours daily.

TO RELIEVE COLONIC SPASM AND NERVOUS IRRITABILITY—Warm Bath at 96⁰-100⁰ F.; prolonged Neutral Pail Pour to the spine at 93⁰-98⁰ F., with Heating Compress at night; Rest in bed when symptoms are progressing.

FOR MUSCULAR WEAKNESS OR PARALYSIS—Massage, exercise of muscles, special gymnastics.

CONTRAINDICATIONS—Avoid the Cold Douche and other general Cold Baths, prolonged Hot Baths, exercise to the extent of fatigue.

—Also see "[Scoliosis—1.](#)" (the above article)



Section 10

Muscular-Skeletal

Part 7

Abdominal

PERITONITIS—1

SYMPTOMS—Severe abdominal pain and tenderness, rigidity of the abdominal muscles, fever, rapid pulse, sunken eyes, vomiting, and a pinched expression of the face.

CAUSES—Peritonitis is serious and frequently fatal. Take the person to the hospital.

It is caused by blows, stab wounds, gunshot wounds, complication of a surgical operation, appendicitis, childbirth, or ovarian disease.

Less common is *chronic peritonitis*, also called *tuberculosis peritonitis*. This is tubercular in origin, and shows little pain or fever and few symptoms other than great emaciation, loss of strength, and fluid in the abdominal cavity.

TREATMENT—

- Use warm, whole, baths or warm, wet, packs over the abdomen. A castor oil pack is also good.
- If there is pain, take a slippery elm retention enema every morning.
- Go on a 3-day carrot juice fast or a diet of oatmeal gruels, lentil and barley soup, and other potassium fruits and vegetables.
- During the inflammatory stage, avoid eating. Instead, drink as much slippery elm tea as possible, sipping it continually.
- Helpful herb teas include bryonia, pleurisy root, and aconite.

- Once past the critical stage, drink comfrey root tea every 3-4 hours, along with echinacea tablets.
- If the condition is tuberculosis peritonitis, the patient should be treated as for [tuberculosis](#) (which see).

—Also see "[Peritonitis—2](#)," "[Appendicitis](#)," and "[Tuberculosis](#)."

ENCOURAGEMENT—Jesus cares for each one, as though there were not another in the whole world. You can trust your case with Him. He will not fail you. Your only danger is in leaving His side, to follow after the luring temptations Satan offers you.

PERITONITIS—2 (J.H. Kellogg, M.D., Formulas)

PERITONITIS (ACUTE) —

DIETETIC FACTORS—Rest in bed, fluid diet, fruit juice without sugar, gruels of dextrinized or malted cereals, withhold food for 24-48 hours.

ALBUMIN IN URINE—Hot Blanket Pack and other sweating measures to maintain cutaneous activity, repeated every 2-4 hours.

FEVER—Hot Blanket Pack, followed by Cold Mitten Friction; prolonged Neutral Bath, Fomentation to abdomen with Cooling Wet Sheet Pack at the same time.

GENERAL ASPECTS—Enema at 80⁰ F., repeating, to remove gas. Fomentation every 2 hours for 15-20 minutes. During interval between, apply Heating Compress at 60⁰ F., changing every 5 minutes while the body temperature is elevated, less frequently as temperature falls. Copious water drinking; prolonged Neutral bath; cold Compress or Ice Bag over heart for 15 minutes, 2-3 times a day, for cardiac weakness.

PREVENT OBSTRUCTION—Large enema 3 times a day from beginning, temperature 75⁰ F.

CONTRAINDICATIONS—Same as Chronic form, just below.

PERITONITIS (CHRONIC) —

GENERAL ASPECTS—Aseptic dietary, liquid diet. Hot Enema followed by Fomentation to abdomen for 20 minutes, 3 times daily; well-protected Heating Compress during the interval between. Copious water drinking; graduated cold applications (Tonic Frictions), twice daily. If temperature is elevated, Neutral Bath half an hour to an hour daily.

CONTRAINDICATIONS—Avoid Cold Full Baths, Prolonged Cold Douche, Cold Pail Pour, Cold Wet Sheet Rub, and Cold Sitz.

PERITONITIS (PELVIC), CELLULITIS —

BASIC CONSIDERATIONS—Surgical and puerperal asepsis, care to avoid exposures at menstrual periods, protection of feet and legs in damp and cold weather, proper clothing.

INCREASE RESISTANCE—Cold Mitten Friction or Cold Towel Rub 2-4 times a day, protecting pelvic viscera by simultaneous Hot Foot Pack or Hot Foot and Leg Pack or by hot water bottle to sacrum and Cold Compress over stomach area.

COMBAT LOCAL INFLAMMATION—Hot Hip and Leg Pack 20 minutes every 2 hours; during intervals between, Cold Compress at 60⁰ F. to area over stomach, pudenda and inner surfaces of thighs, with heat to feet and legs or ice bag over seat of pain; hot water bottles or Fomentations to feet, hips and thighs; hot and cold pelvic compress with ice bag over seat of pain, continue 20-40 minutes and repeat when needed; hot vaginal irrigation at 110⁰-120⁰ F., one gallon, every 4 hours.

ENCOURAGE RESOLUTION—After the acute stage has passed, apply Alternate Compress for 30 minutes, 3 times a day; during interval, Heating Compresses, changing every 2 hours or as soon as well-warmed; Graduated Baths for tonic purposes; alternate vaginal irrigation (110⁰, 80⁰ to 70⁰ F.); later, pelvic massage.

PAIN—Fomentation or Revulsive Compress every 2-4 hours or oftener, if necessary.

CONSTIPATION—Large Hot Enemas, twice a day, during acute pain and inflammation; later, graduated Cold Enema.

CHILL—Anticipate chill by wrapping her in warm blankets with hot bags to trunk and limbs; hot water drinking.

SEPTIC FEVER—Add to local measures, if fever is high, Hot Blanket Pack 10-15 minutes, followed by sweating Wet Sheet Pack, Prolonged Neutral Bath. If suppuration (pus) occurs, surgical interference is generally indicated.

CAUTIONS—Avoid Cold Baths; instead use partial cold applications, such as the Cold Mitten Friction

and the Cold Towel Rub.

—Also see "[Peritonitis—1.](#)"

PELVIC CONGESTION (J.H. Kellogg, M.D., Formulas)

BASIC APPLICATIONS—Graduated cold applications; hot vaginal irrigation, 10-15 minutes, twice daily; Hot Blanket Pack to legs with cold pelvic pack (Wet Sheet Pack over pelvic area), continued to sweating stage, followed by cold friction or Wet Sheet Rub.

PAIN—Prolonged Neutral Sitz Bath at 95⁰-97⁰ F., for 15-20 minutes.

LEUKORRHEA—In addition to the above measures, antiseptic vaginal irrigation. In certain cases, cool irrigation, at 75⁰-65⁰ F., produces better results than hot irrigation. Constipation and portal congestion must be relieved. Cervical catarrh and erosions often require the use of the curette [a spoon-shaped scraping instrument for scraping foreign matter from a cavity].

ACUTE INFLAMMATION—If attacks of inflammation occur, rest in bed; Hot Hip or Leg Pack; hot and cold pelvic compress or hot and cold pelvic pack.

PELVIC PAIN (J.H. Kellogg, M.D., Formulas)

BASIC FACTORS—Remove all known causes: tight bands around the waist, tight shoes, cold extremities, sexual excess.

GENERAL APPLICATIONS—Rest in a horizontal position, with proper general treatment for any existing general or local morbid condition, as anemia, neurasthenia, hysteria, enteroptosis, constipation, or any discoverable pelvic disease. If caused by neuralgia: Give hot Hip and Leg Pack or very hot Revulsive Sitz, 3 times a day; hot water bottle over seat of pain and heat to feet and legs. Very hot vaginal irrigation.

If due to chronic congestion in a pelvic organ: Hot Hip and Leg Pack every 2-4 hours, with abdominal

Heating Compress and heating leg packs during the interval between.

If due to inflammation or acute congestion: Hot Hip and Leg Pack or Hot and Cold Pelvic Pack every 2-4 hours, followed by continuous heat to legs with cooling compress to lower abdomen, external genitals and inner surfaces of thighs. Vaginal irrigation at 105⁰ F. for 15 minutes, every 3 hours. Apply Ice Bag over seat of pain during the hot vaginal irrigation and Hot Hip and Leg Pack.



**ENCYCLOPEDIA
INDEX PAGE**

Section 1 1

Endocrine

Part 1

Adrenals

HYPOGLYCEMIA (Low Blood Sugar)

SYMPTOMS—Confusion, depression, nervousness, anxiety, antisocial behavior, emotional instability, exhaustion, headaches, impatience, inability to cope, fears, craving for sugar, faintness, dizziness.

Symptoms especially occur a few hours after eating sweets or fats. The more that is eaten and the longer the span before the symptoms occur, the worse they are.

CAUSES—The problem is adrenal exhaustion. The cause is too much stress, worry, and an excess of undigested sugars, starches, proteins, and dairy products. The cortin hormone is depleted, so food cannot be digested properly.

People consume large quantities of sugars, caffeine, soft drinks, and alcohol. These all contain simple sugars, and insufficient amounts of complex carbohydrates. Add to this: high stress levels, and the two adrenal glands become exhausted.

Hypoglycemia can be inherited, but more often it is brought on by an inadequate diet (and is then called *functional hypoglycemia*). However, there are several other physical problems which can weaken adrenal function and help bring on hypoglycemia. These include weaknesses in the thyroid, liver, kidneys, pituitary, and pancreas. Immune deficiency and candidiasis can also lead to it. Other causes include smoking and large amounts of caffeine.

Hypoglycemia is sometimes mistakenly diagnosed as asthma, allergies, fatigue syndrome, stomach, intestinal, weight problems, or mental or nervous disorders.

Half the people, over 50, who have hypoglycemia, are hypothyroid.

TREATMENT—

- Refined starches, sugars, and a high-meat diet wear out the adrenals. Too much sugar shocks the adrenal cortex, and the resulting physical reaction is to crave still more sugar.
- Stop eating or using meat, nicotine, alcohol, chocolate, soft drinks, black tea, and sugared and fat foods. Caffeine, alcohol, and tobacco produce wide swings in blood sugar levels.
- Read the labels at the grocery store, and avoid dextrose, dextrin, lactose, maltose, sucrose, fructose, modified food starch, corn syrup, corn sweetener, cornstarch, and natural sweetener. Only use honey and molasses in small amounts. Also stay away from sorbitol, hexanol, mannitol, and glycol.
- Too much salt also exhausts the adrenals and causes a loss of potassium, leading to lower blood sugar.
- Eat natural foods, the ones you should have been eating to begin with. Whole grains, raw and simply cooked vegetables, some fresh fruit. But eat in moderation starchy foods, such as corn, noodles, pasta, white rice, hominy, and yams.
- Eat a high-fiber diet and vegetables that are raw or steamed. These are good for you: beans, lentils, brown rice, white potatoes, soy products, and fruits.
- Useful fruits include apricots, apples, bananas, grapefruit, lemons, cantaloupes, and persimmons. For example, eat a raw apple instead of applesauce, for the apple has more fiber which will help keep blood sugar stabilized.
- Licorice acts like cortin and helps the blood sugar. Bilberry and wild yam help control insulin levels. Cedar berries help the pancreas. Spirulina tablets, taken between meals, help stabilize blood sugar.
- During a blood sugar reaction, eat something that has both fiber and protein, such as rice or bran crackers with almond butter. Fiber alone (popcorn, rice, oat bran, crackers, ground flaxseed, and psyllium husks) has the ability to slow down a hypoglycemic reaction. A half hour before each meal, eat some of this high fiber, to stabilize blood sugar.
- Once a month, go on a fresh vegetable juice fast for a day. Take enemas with some added lemon juice at that time. If a reaction starts to occur, reach for the fiber, protein powder, or spirulina.
- Avoid stressful situations. You may have a milk allergy, which often accompanies this disease.

ENCOURAGEMENT—Jesus cares for each individual as though there were not another person on the earth. He will help you also, as you seek Him earnestly with all your heart.

ADDISON'S DISEASE (Adrenal Underactivity)

SYMPTOMS—Dizziness, fainting, nausea, loss of appetite, moodiness, decrease in body hair, inability to cope with stress. Slight darkening and discoloration of the skin is more noticeable when body parts are exposed to the sun. This would include forehead, knees, elbows, scars, skin folds and creases (on the palms, etc.). The mouth and freckles may appear darker. The hair becomes darker.

Bands of pigment run the length of the nails.

Reduced adrenal function (resulting either from Addison's or Cushing's Disease) can result in weakness, headaches, memory problems, dizziness, allergies, food cravings, and blood sugar disorders.

CAUSES—Both the adrenal underactivity of Addison's Disease and the overactivity of Cushing's Disease are caused by problems in the function of the adrenal glands.

Continued use of cortisone drugs for arthritis and asthma, etc., damage the adrenals. Those drugs cause them to shrink in size and not work properly. Yet, surprisingly enough, the shrunken glands can still overproduce and cause Cushing's Disease or underproduce and cause Addison's.

There is a way you can pinpoint whether or not your adrenals are functioning normally:

The systolic is the first number in a blood pressure reading, and the diastolic is the second. For example, 120/80. The systolic should be 10 points higher when you are standing than when you are lying down.

Lie down and rest for 5 minutes, and then have someone take your blood pressure. Then stand up and have it immediately taken again. The blood pressure will probably be somewhat higher.

But if it is lower when standing than when laying flat, the adrenals are not working properly. The lower it is, the worse the condition of the adrenals.

You will want to contact a medical professional. Addison's is a chronic condition which needs to be continually worked with. You may moderate the problem, but it is never fully eliminated.

TREATMENT—

- Maintain a good nourishing diet. Include Nova Scotia dulse or Norwegian kelp for trace minerals. Fresh, raw, and cooked greens and garlic should be part of your regime.
- Avoid tobacco, alcohol, caffeine, and soft drinks. Do not use sugar foods, fried foods, processed or junk foods. Do not eat meat.
- Avoid stress! This is very important, for stress is hard on weak adrenals. Take time for prayer and the study of God's Word, the Bible. He can help you solve the problems about you.
- Stress released ACTH through the pituitary, which can raise blood pressure, stores sodium and excretes potassium. Water retention in the tissues is another result.

—Compare the opposite of Addison's Disease, which is "[Cushing's Disease](#)" (which see).

ENCOURAGEMENT—All your habits are to be brought under the control of a mind that is itself under the control of God. In the strength which trust in Christ imparts, we can fulfill God's will for our lives.

CUSHING'S DISEASE (Adrenal overactivity)

SYMPTOMS—Rounded "moon" faces, heavy abdomen and buttocks, thin limbs, The muscles seem weak and wasting away. The eyelids may appear swollen and round; red spots may appear on the face. The skin seems to get thinner, and produces stretch marks and bruising.

Body hair grows faster, and women may grow mustaches and beards. Healing is more difficult and illnesses more frequent.

Reduced adrenal function (resulting either from Addison's or Cushing's Disease) can result in weakness, headaches, memory problems, dizziness, allergies, food cravings, and blood sugar disorders.

CAUSES—See "[Addison's Disease](#)" for more information.

There are two adrenal glands in your body. One is on top of each kidney. Each one is remarkably small, and weighs only about one-fifth of an ounce.

The outer thick "rind" of each adrenal is the cortex. It produces cortisone. The inner portion is called the medulla; it secretes adrenaline (epinephrine) when stress occurs.

TREATMENT—

- See "[Addison's Disease](#)" for more information. The objective is to live better so the adrenals, whether working too fast or too slow, can be helped to normalize.

ENCOURAGEMENT—We have not a high priest who is so high, so lifted up, that He cannot notice us or sympathize with us; but Jesus is one who was in all points tempted like as we are, yet without sin. He can help you fulfill God's will for your life.



**ENCYCLOPEDIA
INDEX PAGE**

Section 1 1

Endocrine

Part 2

Pancreas

CYSTIC FIBROSIS

SYMPTOMS—The symptoms are first seen in very small children. Large amounts of thick mucus develops in the lungs, blocking lung passages and causing difficult breathing, chronic coughing and wheezing, and lung infections.

There are digestive problems, inadequate absorption of fats, after-meal stomach pain, and thinness. Body sweat will have very large amounts of sodium, potassium, and chloride salts. Any, or all, of these symptoms may occur.

CAUSES—In 1938, this physical problem was named "cystic fibrosis" because it was mistakenly thought that abnormal changes in the pancreas were true cysts (tiny pockets of fluid lined with normal tissue). But it was later discovered that those spots were just part of the shrinking process of the pancreas, as the disease worsened.

There are three views of the cause of cystic fibrosis (CF):

1 - CF is an inherited disease, which the sufferer must learn to live with.

2 - CF is caused by inadequate absorption of selenium, zinc, essential fatty acids, and other minerals (including trace minerals) as a result of subclinical [celiac disease](#). (Celiac disease is the inability to digest wheat and some other foods.)

3 - Dr. Joel Wallach, a veterinarian, who in 1978 was the first to diagnose CF in a laboratory animal, by noting characteristic CF changes in the pancreas and liver of baby monkeys, says he was fired when it was discovered that he could reproduce those CF changes in the body by giving or withholding the element, selenium. He had shown that CF was a nutritional problem which could be solved if caught early enough. (See *Let's Play Doctor*, J.D. Wallach, D.V.M., N.D., pp. 109-110. See [order sheet](#).)

"The prevention of CF has been accomplished in pet, farm and laboratory animals by the veterinary profession by assuring adequate levels of selenium and essential fatty acid nutrition to the pregnant and nursing mother. This is not as easy as it sounds because of malabsorption problems (i.e., [celiac disease](#) and [Crohn's disease](#)) in a percentage of women. All things being normal, a supplementation of 200 mcg selenium per day and 5 gm of flaxseed oil, three times a day [to the pregnant and nursing mother], would be adequate to prevent CF.

"Treatment of CF is very basic: treat the infant as early as possible with selenium IM [given intramuscularly] at 10-25 mcg per day."—*Op cit.*, p. 109.

He adds that it is vital that it be determined if the infant is allergic to wheat, cow's milk or soy milk, so as to avoid what he is allergic to.

We might conclude that all three theories are correct; in that, if you give the mother and infant proper supplementation, the disease can be eliminated at the beginning of the child's life.

But if this is not done, he will thereafter not be able to absorb nutrients properly, will exhibit the symptoms of CF, and will have to cope with the problem the rest of his life.

However, Wallach says that, even later, the person can lead a more normal life if he regularly receives essential fatty acids, intravenously, and selenium, intramuscularly.

"The lungs of CF patients are normal at birth and only develop bronchiectasis after chronic essential fatty acid and copper deficiencies have taken their toll."—*Ibid.*

"CF . . is preventable, 100% curable in the early stages, and can be far better managed in chronic cases than it is currently managed by 'orthodox' medicine."—*Op. cit.*, p. 108.

TREATMENT—

- In addition to the above instructions, the CF patient should consider the following:
- Eat a nourishing diet, high in raw fruits and vegetables and with adequate amounts of carbohydrates, protein, and vitamin/mineral supplements. A problem is that those with CF do not absorb food properly. They need to eat more than other people, in order to absorb the needed nutrients.
- Include germanium (found in garlic and onions), selenium, and vitamin E.
- Drink plenty of liquids and an adequate amount of salt in hot weather.

- Do not eat processed or junk food of any type. Avoid tobacco, alcohol, etc.

—Also see "[Birth Defects](#)" for more information on cystic fibrosis.

ENCOURAGEMENT—Christ would have our thoughts center upon Him. Thank Him for all the blessings you have, and you will have more to thank Him for. He is your best Friend.

DIABETES—1

SYMPTOMS—*Diabetes insipidus*: Extreme thirst and enormous quantities of urine, regardless of how much water is consumed.

Diabetes mellitus - Type I: (insulin-dependent or juvenile diabetes): Excessive hunger, thirst, urination, depression, weakness, blurred vision, dry mouth, and vomiting.

Diabetes mellitus - Type II: (maturity-onset diabetes): Unusual thirst, frequent urination, general weakness, obesity, skin disorders, boils, blurred vision, and dry mouth.

CAUSES—Diabetes is a major problem; entire books have been written on the subject. We can only touch on the subject here.

Of the two types of diabetes, *diabetes insipidus* is the more rare and is caused by an inadequately functioning pituitary hormone (vasopressin) or kidneys which somehow cannot respond properly to it.

Diabetes mellitus is the third largest killer in the U.S., and is caused by a defect in the production of insulin by the pancreas. Without insulin, the body cannot utilize glucose, which is an important blood sugar. A blood glucose level above 180 mg. percent causes excess sugar to spillover into the urine and make it sweet. (Mellitus means "sweet.") Diabetes comes from a Greek word for "flow through," since diabetics produce so much urine.

Some people can develop diabetes mellitus as a result of stress, obesity, or pregnancy. Certain medicinal drugs can also cause it: oral contraceptives, adrenal corticosteroids, phenytoin, or thiazide diuretics. A diet high in sugar and white flour can lead to diabetes. Parasites (especially in children) can also do it. Hypothyroidism can also cause it.

It is of interest that people who eat much sugar eventually cannot taste it as well; so they pour on more

sugar! But Type II diabetes sufferers also lack this sugar-tasting discernment. Leave off the sugar, and learn to enjoy the natural flavors in your food.

Because the diabetic cannot utilize glucose for energy, he loses weight and is weakened by excess consumption of his protein and fat stores. Because of this, he may be very hungry and eat large amounts of food.

TREATMENT—

- Stop eating sugar, white-flour products, greasy food, meat, eggs, cheese, excess vegetable oil, as well as rancid nuts and seeds. Totally avoid tobacco and those who use it. Because it restricts circulation, it will aggravate your condition.
- Eat smaller meals (if necessary, eat them more frequently), and chew the food thoroughly. Do not eat late in the evening. Overeating can induce diabetes or increase it, once contracted.
- Vegetable broths and fresh fruit are nourishing. A high-carbohydrate, high-fiber diet will reduce the need for insulin. (A low-fiber diet can bring on diabetes.) It will also lower the amount of fat in the blood. Get your protein from vegetable sources.
- Onions and green beans appear to lower blood sugar. A diet high in raw food is also helpful. One individual dropped his insulin dosage from 60 to 15 units per day, by increasing his raw food intake.
- But do not eat fruits and melons in large amounts. Do not eat apples or bananas. Do not eat milk and sugar combinations. Coffee can induce very high blood sugar levels. A fat-free diet will help reduce blood sugar.
- Eat your meals at regular times, and do not be in a rush to swallow the food. The quicker you eat, the higher goes the blood sugar.
- Eat raw garlic every day, to reduce your blood sugar.
- Do not take large amounts of niacin (vitamin B₃), B₁ (thiamin), PABA (para-aminobenzoic acid, another B vitamin), or vitamin C. But do take them in normal amounts.
- Get enough exercise; it will improve circulation, which is always poor in diabetics. This will also lower blood sugar levels.

- Huckleberry helps promote insulin production. Cedar berries help the pancreas. Other helpful herbs include black walnut, echinacea, burdock, buchu, dandelion root, and uva ursi.
- In case of a hyperglycemia attack, go to an emergency room. You must be given fluids, electrolytes, and possibly insulin.
- In case hypoglycemia occurs, in an emergency, immediately drink fruit juice, soft drinks, or anything else that contains sugar. If you are insulin dependent, carry a glucagon kit with you at all times.
- If your child has diabetes, tell his teacher the warning signs of hypoglycemia and hyperglycemia.
- Take good care of your feet, for they can become more easily infected than those of non-diabetics.

—Also see "[Diabetes—2](#)."

ENCOURAGEMENT—The love of God toward the fallen race is unfathomable. It is without a parallel. This love led Him to give His only begotten Son to die, that rebellious man might be brought back into harmony with the government of Heaven.

DIABETES—2 (J.H. Kellogg, M.D., Formulas)

INCREASE OXIDATION OF SUGAR—A large amount of moderate out-of-door exercise, especially respiratory exercise (exercise that requires deeper breathing) and daily Cold Baths.

INCREASE ABSORPTION OF OXYGEN—Graduated Cold Baths, out-of-door exercise, breathing exercises, oxygen inhalation.

IMPROVE INTESTINAL DIGESTION—Cold Douche with percussion to spine; short Cold Fan Douche to abdomen; Hot Abdominal Pack, day and night; Fomentation to abdomen, twice daily; abdominal massage.

DIABETIC DIET—Zwieback (twice-baked bread), fruits, etc., but do not use dates and figs, green peas, strawberries, spinach, nuts, and nut products of all sorts except chestnuts. No meats of any kind.

SCIATICA—Hot Leg Pack, Revulsive Douche, rest in bed.

RHEUMATIC PAINS—Radiant Heat Bath or Sweating Wet Sheet Pack until he perspires for 5-8 minutes. Follow by a suitable cold application.

OBESITY—Vigorous exercise; monotonous diet (which automatically lessens the desire to overeat); sweating baths, 3 times a week; vigorous cold applications daily; dripping Wet Sheet Rubs; Half Bath; Cooling Wet Sheet Pack; Plunge Bath.

EMACIATION—Rest in bed, Cold Mitten Friction or Cold Towel Rub, Massage, a fattening diet.

BOILS—Prolonged Neutral baths, soap shampoo three times a week.

PRURITUS—Prolonged Neutral baths followed by Cold Mitten Friction to sound parts of skin, Neutral Compress.

SOMNOLENCE—Copious water drinking; Hot Enema, repeated every 3-4 hours; prolonged Neutral Bath, with Cold Pail Pour at 60⁰ F. to head and spine at intervals of every 15 minutes. Hot Blanket Pack for 15 minutes, followed by cold Friction and Dry Pack.

CONSTIPATION—Enema, at 70⁰ daily; Hot Abdominal Pack.

INSOMNIA—Prolonged Neutral Bath at bedtime; Neutral Pack, 30-40 minutes; Neutral Spray Douche, 3-4 minutes, at bedtime.

BRONCHITIS—Chest Pack, Steam Inhalation, Revulsive Douche to legs.

EDEMA OF LEGS—Rest in bed; Cold Compress over heart, 15-30 minutes, 3 times daily. Revulsive Compress or Revulsive Douche to legs, 3 times a day, followed during interval by Heating Compress.

CARDIAC DILATATION—Cold Compress over heart or Ice Bag over heart, 15 minutes, 3 times a day. Carefully increased moderate exercises.

THREATENED GANGRENE—Alternate Compress or alternate Pail Pour to affected part and large adjacent area, 3 times a day; Protected Heating Compress over it during the interval between.

CIRRHOSIS OF LIVER—Alternate Compress over liver or a Spray Douche to it twice daily. During the interval between, apply a well-protected Heating Compress.

ECZEMA—Alkaline Bath (using oatmeal, etc., in water) or a Neutral Bath, 30 minutes, twice daily.

THIRST—Frequent drinking of small quantities of cold water, half a glass every hour. Sipping very hot water.

DRY SKIN—Steam Bath or Prolonged Neutral Bath, followed by oil rubbing daily or 2-3 times a week.

CONTRAINDICATIONS—If emaciated, avoid exercise and prolonged hot or cold baths.

GENERAL METHOD—The general plan of treatment in this disease is essentially the same as that required in the treatment of obesity, which this disease closely resembles; but, in cases of diabetes accompanied by emaciation, very cold procedures, especially cold immersions (used in cases of obesity or in cases of diabetes in which he is fleshy) must be carefully avoided, and the principal reliance must be placed upon short cold procedures which build up his resistance while increasing oxidation of carbon to a moderate degree. Special attention must be given to improving the intestinal digestion.

- If any of the following related problems exist, look them up under their respective headings:

[Pneumonia](#), [Nephritis](#), [Cystitis](#).

—Also see "[Diabetes—1](#)."



ENCYCLOPEDIA
INDEX PAGE

Section 1 1

Endocrine

Part 3

Thyroid

HYPOTHYROIDISM (Underactive Thyroid; Goiter)

SYMPTOMS—Fatigue and inability to tolerate cold are the most common symptoms.

Others include: loss of appetite, a slow heart rate, muscle weakness and possible cramps, dry and scaly skin, recurrent infections, water retention (edema) and overweight, brittle nails, constipation, depression, difficulty in concentrating, a yellow-orange coloration of the skin (especially on the palms of the hands). In women, there might be painful menstruation, a milky breast discharge, and fertility problems.

CAUSES—The thyroid gland is the body's thermostat. It tells the rest of the body when to produce more heat or less. Thyroxine is secreted by the thyroid (a butterfly-shaped gland in the front of your neck), and affects several body functions, including the general rate of metabolism. The pituitary, located in the center of the skull, sends out TSH (thyroid-stimulating hormone), to tell the thyroid to speed up or slow down. When a weak thyroid does not respond, TSH levels remain high—and you have hypothyroidism.

The hormone, thyroxine, is almost pure iodine.

First thing in the morning, place a thermometer under your arm for 15 minutes while keeping still. A temperature of 97.6° F. or lower may indicate an underactive thyroid. Write down the result for five days. (Others say that if the test is consistently below 98, you are low thyroid.)

A low thyroid condition generally does not produce [goiter](#) (which see). If you had goiter, your thyroid gland would enlarge.

It is thought that Hashimoto's disease is the most common cause of an underactive thyroid. This occurs when the body becomes allergic to its own thyroxine! It is not clear why this happens.

In addition, the immune system can produce antibodies that invade and attack the thyroid, disrupting

hormone production. This destruction of the thyroid, resulting in hypothyroidism, is called *myxedema*. It is actually a disease of the immune system. It is believed that an excess of chemicals, poisonous fumes, medicinal drugs, tobacco smoke, impure living, etc., disrupts the immune system and starts it on such rampages.

Get away from the chemicals by moving to the country, live a clean life, eat right, use a distiller to make your own water, work out-of-doors part of the time, have peace with God, and you will feel better every day.

Medical treatment includes the taking of thyroxine from animals, or synthroid. This is generally 3-9 grains each morning. An excess will cause increase in heart rate and shaking of the extended arm.

The active ingredient in synthroid and other synthetic thyroid medications, is levothyroxine. It can cause a loss of as much as 13 percent of bone mass. An estimated 19 million people in the U.S. take this drug for thyroid problems or thyroid cancer.

Thyroid supplementation can cause cardiac arrest in those whose hearts are not strong enough for the increased activity the thyroid dosage places upon it.

Thyroid medication can have a similar effect on the adrenals. They may be working poorly, as a result of years of low thyroxine. The medication can cause adrenal insufficiency. Diabetes can be made worse by the thyroid pill. Anticoagulants can be upset.

In newborn infants, synostosis can occur if they are given thyroid. The skull bones close prematurely and the brain does not develop properly.

Thyroid supplementation also increases the need for insulin and, in some, for antidepressants as they become extremely agitated.

Thyroid medication can produce arrhythmia, angina, and tachycardia, or hair loss.

After menopause, a smaller dose of thyroid medication is often needed by women.

The human body needs less thyroid as it gets older, so older folk should try reducing their dose of synthroid. To do this, try reducing the amount you take by one dose a week (example: 5 doses a week, then 4 doses the next week, etc.). When you encounter problems, stay with that amount for 4 weeks to see if the thyroid will adjust itself to this new amount. After a month, try reducing the dosage again, but staying one month at each reduced level.

TREATMENT—

- You need iodine every day, at every meal. But how do you obtain it? Long use of thyroid medication can weaken the bones or result in breast cancer.
- Among the seaweeds, Nova Scotia dulse or Norwegian kelp are the best balanced sources of trace minerals. Most other seaweed products also contain iodine, but they are not always as balanced in providing a wide spectrum of other trace minerals. California kelp is not as good.
- Here is an address for Nova Scotia dulse: Harry Greene, North Head, Grand Manan, N. B. [New Brunswick], Canada. My last boxful was \$12 for 12 ounces. I let it dry, then whiz the leaves, put them in jars, and sprinkle it on my food.
- Some nature therapists recommend coating the bottom of your feet with iodine, in order to increase iodine absorption by your body. Others do not recommend it. You really have no certainty as to what substances and quantities you are taking into your body.
- Another source of iodine is Lugol's solution. This, of course, should be taken in extremely small doses. Unfortunately, it is difficult to obtain. Pharmacies have it, but will not dispense it without a prescription.
- Of course, there is also iodized salt. The problem here is that aluminum is in store-bought salt (so it will not cake), and that can lead to [Alzheimer's disease](#) (which see).
- Some turn to "sea salt," but generally this is nothing more than regular salt, extracted from the ocean rather than from salt mines. It is just regular salt!
- Some use rock salt (from salt mines), and grind it up. But this lacks the iodine.
- There is a firm in France which produces salt from the ocean which does have all the natural trace minerals, including iodine: The U.S. address is Grain & Salt Society, P.O. Box DD, Magalia, CA 95954 / 916-872-5800. Of the three products (Light Grey, Fine Ground, and Flower of the Ocean), the Fine Ground seems to strike a balance between fine grain and low price. The salt is slightly moist, but this is natural. Dry, free-flowing, salt has always been treated with chemicals.
- I recommend that you use both Nova Scotia dulse and this French sea salt at every meal.
- For some, thyroid problems can be corrected, but for others it is something to live with, for a lifetime, while doing that which may lessen the problem. In addition to taking added iodine, eat a nutritious diet. The experts say to only eat in moderation the cabbage family (broccoli, cabbage, kale, Brussels sprouts, mustard greens), for they tend to suppress the thyroid function. The same is said to hold true for peaches and pears.

- Chlorine, fluoride, and iodine are chemically related, and block entrance of iodine into the thyroid. So avoid chlorinated water, fluoridated water, and toothpaste.
- A thyroid deficiency can result from lack of sunshine and free fats (margarine, butter, mayonnaise, fried foods, cooking fats, salad oils, and peanut butter).
- Functions of the thyroid will be increased by more exercise, for it stimulates TSH production by the pituitary. T3 increases slowly in the blood during, and after, vigorous exercise.
- Mother's milk is a good treatment for hypothyroid babies, and it helps protect normal babies from developing the problem until weaning.
- Vitamin A is necessary for iodine to be properly absorbed; the B vitamins work together, to nourish the thyroid; B₆ helps the thyroid use its iodine effectively in hormone production; B₁₂ helps the thyroid work properly.
- To stimulate the thyroid: Eat one serving each of oats and bananas daily, take a cool shower each morning and night, and work 3-5 hours out-of-doors every day.
- Avoid electric blankets if you can.
- Use a salt-free, oil-free, sugar-free diet until the thyroid is under control. But, on the long term, you need a little salt and oil.
- In cretins, who are born hypothyroid, try taking them off the thyroid medication after three years of supplementation. Maybe their thyroid will start functioning on its own.
- A nature healer in Central America recommends the following procedures:
 - *To go off thyroid supplementation:* Go on a fasting, cleansing program of fruit and vegetable juices, followed by a building program of eating simple nourishing foods (especially raw food). Do this for 2-4 weeks. Get back and neck spinal adjustments, and take one kelp tablet daily. He says this always works.

GOITER—He also recommends this:

To eliminate goiter (an enlarged thyroid gland): Follow the above program; and then, after the 2-4 weeks, do one or more of the following four neck applications: (1) Put an Epsom salt compress on the neck every night, and leave it on all night for 10 nights. (2) Use a compress of white oak bark tea over

the goiter for better results. (3) Put two hot fomentations around the neck, for 4 minutes each and one cold compress for 4 minutes. Continue alternating this for an hour. Then spend 5-10 minutes doing exercises with the neck in various positions. (4) Put a poultice of ground-up almonds completely around the neck and leave it on all night, for 3-10 nights. This is especially good for harder, more fibrous, goiters.

Nitrates are goitrogenic; that is, they stimulate goiter formation. Nitrates can be found in hot dogs, sausages, luncheon meats, and variously prepared meat products. Nitrates are also found in well water, from fertilizer runoff.

Interestingly enough, many people with [Parkinson's disease](#) (which see) tend to have hypothyroidism.

ENCOURAGEMENT—The secret of happiness is to live a life wholly dedicated to God. You are the Lord's, for He created you. Give Him your heart and your plans, obey His Written Word, and He will wonderfully guide your life.

HYPERTHYROIDISM (Overactive Thyroid)

SYMPTOMS—Fatigue; insomnia; intolerance; irritability; increased perspiration; constantly feeling hot; frequent bowel movements; hair and weight loss; nails separate from nail bed; change in skin thickness; hand tremors; intolerance of heat; rapid heartbeat; goiter; and, sometimes, protruding eyeballs. In women, there may also be less frequent menstruation and decreased flow.

CAUSES—Hypothyroidism is caused by an underactive thyroid, and results in a slow metabolism and all it brings with it. Hyperthyroidism is the opposite: The thyroid is overactive; metabolism is too fast, and that brings its own problems. The thyroid gland is producing too much thyroxine.

Sometimes called *thyrotoxicosis*, hyperthyroidism is not a simple problem to deal with. Graves' disease is the most common form of it, which 2.5 million Americans have.

A detailed discussion of the thyroid is found in our article on [Hypothyroidism](#) (which see), which is far more common. Both affect women more often than men. When the thyroid does not work properly, a variety of different physical problems can develop.

In fact, the word, "hypochondriac," was coined many years ago, to describe these strange people who have all kinds of things wrong with them, when they do not seem to have anything wrong with them. Surely, it must all be in their heads! Well, it was in their throats. We now know those people had under

or overactive thyroids.

Infection of the thyroid or certain prescription drugs can temporarily produce hyperthyroidism.

TREATMENT—

- The eating of kelp helps every type of thyroid problem, including hyperthyroidism. Kelp is a rich source of iodine and thyroxine. The hormone produced by the thyroid is almost pure iodine.
- Genuine sea salt is another worthwhile source of iodine (see [Hypothyroidism](#)).
- Deficiencies of vitamins C and E can result in overproduction of the thyroid hormone.
- Eat lots of the cabbage family of foods (broccoli, cabbage, kale, Brussels sprouts, mustard greens), for they tend to suppress the thyroid function. The same is said to hold true for peaches and pears.
- Cut down on dairy products and avoid nicotine, alcohol, caffeine, soft drinks, and processed and junk food.
- The pituitary, parathyroids, and sexual functions work closely together, and they are affected by the thyroid. Problems in one area can affect them all.
- Radioactive sodium iodine (iodine 131, also called I-131) may be recommended, but know that it can cause severe side effects.
- Do not be quick to try surgery on your thyroid. You have enough problems without doing that.

—*For much more, see "[Hypothyroidism](#)."*

ENCOURAGEMENT—In Christ, the family of earth and the family of heaven are bound together. Christ glorified is our brother. Go to Him with all your sorrows and cares.



**ENCYCLOPEDIA
INDEX PAGE**

Section 12

Lymphatic

Lymph System

SWOLLEN GLANDS

SYMPTOMS—This generally refers to the swelling of lymph nodes (commonly referred to as "glands") on the sides of the neck, by the throat.

But it can also refer to enlargement of any other lymph glands, such as are under the armpits or in the groin.

There may also be heat, tenderness, and reddening of the overlying skin, as well as fever.

CAUSES—The lymph system filters out infections of various types, in order to rid them from the system. But an infection in the lymph nodes can occur. This can be a localized infection or an infection symptomatic of a more serious condition, such as measles, chicken pox, mononucleosis, tuberculosis, syphilis, leukemia, or cancer.

TREATMENT—

- The specific infection needs to be overcome through fasting, bed rest, careful diet, keeping the bowels open, and not consuming improper foods or drink.
- Vitamins A, B complex, and C are important.

—See "[Fevers](#)." Also see other topics in this section on the *Lymphatics*.

ENCOURAGEMENT—Precious are the privileges of the soul who abides in Christ. Whatever the trials that life may bring, in Christ's strength, we are able to meet them.

LYMPHANGITIS (Spleenic Inflammation)

SYMPTOMS—Begins with a chill and high fever, with moderate swelling and pain of the lymphatic tissues. A severe pain develops in the left side, and extends up to the shoulder. When the infection is in the deep layers of skin, there is a deep general flush with raised borders in the affected areas. The skin becomes hot and dry, and the person becomes very thirsty.

CAUSE AND TREATMENT—This is a streptococcus infection of one or more lymphatic glands, usually of the spleen. Applications of heat should be made, in the form of baths or hot fomentations.

Give plenty of fluids, to help flush out the lymphatics.

Rest and a light diet are important. Give a fruit diet for a few days. Give the kind of care for one with a fever. Keep the bowels open, using laxative herbs. Do not strain at the stool, for this could injure a temporarily enlarged spleen.

Apply hot fomentations, followed by short cold. This will greatly help to reduce pain and inflammation. Do this 2-3 times a day until the pain is relieved, then once a day.

—See "[Fevers](#)."

ENCOURAGEMENT—We must be living branches, connected closely to Christ, so that we may bear the fruit of unselfish kindness to all about us. By His grace this can be done.

HODGKIN'S DISEASE (Hodgkin's Lymphoma)

SYMPTOMS—Fatigue, itching, fever, general sickish feeling, night sweats, weakness, weight loss, enlargement of lymph nodes and spleen which is generally not painful.

CAUSES—Hodgkin's disease is cancer of the lymph glands, which includes the lymph nodes and the spleen. It most frequently occurs in young adults. There are hundreds of lymph nodes in your body and, together with their connecting network of tubes, are really immense in size and scope.

The lymphatic system helps protect the body against toxins of various types. Carried off through the lymphatic vessels, those foreign substances are then temporarily stored in lymphatic organs (the spleen,

nodes, tonsils, and appendix). If these are removed, or become clogged because too much waste matter is being channeled through them, then trouble occurs.

TREATMENT—

- Contact your physician.
- Go on a vegetable juice fast for 2-3 days, then eat nourishing food, and fast again every few days. It is vital that you clean out the system, so it can restore itself.
- Stop eating all refined, and junk, food. Stop smoking and drinking liquor. You must live right if you are to recover.
- Steam baths, salt glows, and hot and cold water treatments will invigorate the body.
- Keep the bowels open. Do not strain at the stool, for this could injure a temporarily enlarged spleen.
- Helpful herbs include echinacea, burdock, pau d'arco, and red clover. Other herbs include white oak bark, plantain, vervain, and yarrow.

—*For further information, see "[Cancer](#)."*

ENCOURAGEMENT—Decide, with all your heart, that you will walk in the truth found in the Bible, and you will be safe. Cling to Jesus as your only help and stay close to Him amid the crises of life.

MONONUCLEOSIS (Mono)

SYMPTOMS—Depression, fatigue, fever, generalized aching, sore throat, swollen glands, headache, jaundice, with possible red rash in the form of raised bumps.

CAUSES—Mono is a contagious disease, primarily affecting the spleen and lymphatic system.

It can be transmitted by kissing, sexual contact, or sharing food or utensils. But it can also be spread through the air, breathing contaminated air exhaled by another. So it is not necessarily the "kissing disease" it is described to be.

Most frequently contracted by children and teenagers, the incubation period is 10 days among children and 30-50 days among adults.

The symptoms are very similar to those of the flu, but those of mononucleosis continue for 2-4 weeks! Even after the other symptoms are gone, a general fatigue can continue for 3-8 weeks more. Some people continue to feel fatigued for months or years.

Individuals frequently say they felt sick but continued working, thinking they would shake it off—and then came down with mono. So if you feel like going to bed and getting well, do it before something worse happens to you.

The [Epstein-Barr virus](#) (EBV) or, more rarely, the cytomegalovirus (CMV), is the cause of this infection. Therefore it cannot be treated with antibiotics. Both EBV and CMV remain in the body throughout the rest of one's life; but the infection, carefully treated, generally seems to go away. Therefore, rest and care for yourself, so the outward symptoms will successfully go away!

TREATMENT—

- Go on a light fast of fruit and vegetable juices for a day or two.
- Eat a nourishing diet, emphasizing vegetable soups, potato peeling broth, and brown rice. Eat small meals.
- Drink plenty of distilled water.
- Do not eat processed, or junk, food. Do not eat meat, sugar, fried foods, or drink soft drinks.
- Stay in bed until the worst part is over. You need lots of rest.
- Do not strain at the stool, for this could injure a temporarily enlarged spleen.
- Be alert to signs that a more serious splenic infection may be about to begin: a fever over 102° F, severe pain in the middle of your left side that last 5 minutes or more, breathing becomes difficult, or swallowing becomes difficult. If this happens, contact your physician. See "[Lymphangitis](#)."

ENCOURAGEMENT—Jesus is your Counselor. It is your privilege to cast all your care upon Him, for He careth for you.

SCROFULA—1 (Lymph TB)

HYDRO—Scrofula is a type of tuberculosis which affects the lymphatic organs. The following suggestions are from the author's book, *Water Therapy Manual* (see [order sheet](#)):

Graduated cold applications; sunbaths; cold air baths; out-of-door exercises and living; aseptic diet, rich in protein; live in an elevated region—and not in the damp lowlands.

—Also see "[Scrofula—2](#)."

ENCOURAGEMENT—As the heart is opened to the entrance of God's Written Word, light from heaven shines upon the soul. Determine to make God first, best, and last in everything you say and do.

SCROFULA—2 (J.H. Kellogg, M.D., Formulas)

INCREASE GENERAL VITAL RESISTANCE—Graduated cold applications; sunbaths; cold air baths; out-of-door exercises and living; aseptic diet, rich in protein; live in an elevated region (not in the damp lowlands).

GENERAL—Revulsive or Alternate Compress over swollen glands, twice a day. During intervals between, apply flannel-covered Heating Compress, renewed before it becomes dry.

—Also see "[Scrofula—1](#)."



ENCYCLOPEDIA
INDEX PAGE

Section 13

Reproductive

Part 1

Breast

BREAST DISCOMFORT (Breast Tenderness)

SYMPTOMS—There is tenderness and discomfort in the breast.

CAUSES—Breast tenderness is a common characteristic of the premenstrual syndrome (PMS) and early pregnancy. If caused by PMS, the tenderness may occur regularly every month; if associated with early pregnancy, missed periods and a positive home pregnancy test will reveal that.

The cause is generally the natural cycles of your reproductive hormones, which are estrogen and progesterone. They signal the milk-producing glands in the breast to grow and areas around them to expand with blood and other fluids to nourish the cells. This can result in stretched nerve fibers and a sense of pain.

Then there are fibrocystic changes, which include lumps and cysts (see "[Breast Cyst](#)" for more information).

TREATMENT—

- For breast tenderness, apply vitamin E on the area, and be sure to include enough essential fatty acids in the diet (5 gm, 3 times a day). Flaxseed oil, sunflower seed oil, or wheat germ oil are best.
- Selenium is an antioxidant and helps prevent breast tenderness.
- Using caffeine products is linked to breast tenderness.
- Discomfort and soreness in the breast is also a symptom of fibrocystic breast disease (see

["Breast Cyst\).](#)"

ENCOURAGEMENT—Since Jesus came to dwell with us, we know that God is acquainted with our trials and sympathizes with our griefs. Obey God's Ten Commandment law, by faith in Jesus Christ, and you will have a much happier life.

BREAST INFLAMMATION

SYMPTOMS—Painful and hard swelling in the breast. There is restlessness, throbbing, burning pain, and possible fever.

CAUSES—Injury or improper diet are among the causes of inflamed, swollen, caked breasts, or sore nipples.

TREATMENT—

- Soak a cloth in a mixture of 1 pint of linseed oil and 4 ounces of spirits of camphor, and cover the entire affected area. Apply as often as needed.
- Hot and cold applications of dry cloths help relieve the soreness and inflammation. Give these continually until relieved. Then apply the mixture again.
- When the breast is swollen, give a poultice slippery elm, with a little lobelia added to it.
- Drink a tea of goldenseal, black cohosh, and ginger.
- Go on a short fruit and vegetable juice fast, and clean out the bowels.

—Also see "[Breast Discomfort](#)" and "[Breast Cyst.](#)"

ENCOURAGEMENT—As the Son of man, Christ gives an example of obedience to God's holy law; as the Son of God, He gives us power to obey that law.

BREAST CYST (Fibrocystic Breast Disease; Cystic Mastitis)

SYMPTOMS—Discomfort, soreness, tenderness, lumpiness, and possible felt lumps and cysts in the breast. These will be round lumps which move freely and are either firm or soft.

The symptoms are the most prominent before the monthly, and almost entirely absent during pregnancy.

CAUSES—This is the most common breast problem that women have; over 50% of adult females have it. This is most frequent in women of child-bearing age, and primarily occurs between the ages of 30 and 50.

When there is too much fluid in the breast, instead of moving it out of the breast, the lymph system stores it in small spaces, here and there. Eventually, fibrous tissue surrounds them and thickens, forming cysts. These cysts frequently swell just before the monthly, causing pain.

These cysts may change in size; but, although tender, they move freely. In contrast, a cancerous growth generally does not move freely, is usually not tender, and does not leave.

It is important to regularly examine each breast for lumps, and determine what kind they are. It is best to do this weekly.

It is known that the risk of breast cancer is three times as great in women with cysts.

Breast cysts rarely appear after the age of 50, when estrogen levels are less.

Hormonal imbalance, abnormal production of breast milk (caused by high levels of estrogen), and an underactive thyroid can induce cysts.

Other causative agents are listed below.

TREATMENT—

- Eat a low-fat, high-fiber diet, including more raw foods. Emphasize fruits, vegetables, and whole grains. Do not eat nuts which have been heated.
- The trace element, germanium, is important. It is found in garlic and onions.
- Research shows that milk and dairy products have high estrogen levels. It is best to avoid them, for the cyst problem can always lead to a cancerous condition.
- Avoid a diet high in meat, eggs, butter, and cheese.

- White-flour products should be avoided.
- Do not eat chocolate, animal products, cooked oils, fried foods, sugar, salt or drink beverages with alcohol or caffeine.
- Do not use nicotine products. They stimulate the growth of cysts.
- Not using caffeine and applying primrose oil will help reduce the cysts.
- Methylxanthines (which include caffeine, theophylline, and theobromine), found in caffeine and chocolate foods have, been found to induce breast disease.
- Keep the weight low. It is more difficult to locate tumors in larger breasts.
- If you have an underactive thyroid, do what is needed to strengthen it, since [hypothyroidism](#) (which see) has been linked to fibrocystic disease.
- Breast congestion can be caused by padded bras. Do not overheat the breasts; this can lead to breast cancer.
- Excess clothing on the trunk, and not enough on the extremities, is a significant cause of female problems of various types.
- Drink enough water, so it is easier for the blood and lymphatic system to care for the milk glands.

Here is additional advice, to help you avoid problems with benign breast changes:

- Regularly take B vitamins, vitamin C, calcium, and magnesium. These vitamins help regulate the production of prostaglandin E, which in turn slows down prolactin activity. Prolactin activates breast tissue.
- Do not use diuretic drugs. Instead, drink more water to help improve kidney function.
- Do not use highly salted foods.
- Some find that applying cold water to the breasts helps when they are painful. But others find that alternating very warm and cold works better. This can be done via heating pads, cold cloths, showers, etc.

- Gentle breast massage will help move liquids out of the breast area into the lymph passages.
- Dong quai helps regulate hormonal levels. Goldenseal helps heal infections. Red clover cleans the blood. Chlorophyll helps clean the liver and prevent formation of cysts. Germanium and CoQ10 provide oxygen to the cells and prevent free radical damage. Flaxseed oil helps prevent breast cancer.

—Also see "[Cancer](#)."

ENCOURAGEMENT—When you open your eyes in the morning, thank God that He has kept you through the night. Thank Him for all His blessings. Live your days in the presence of God; and, by faith in Christ, obey His Ten Commandment law.



**ENCYCLOPEDIA
INDEX PAGE**

Section 13

Reproductive

Part 2

Menstrual Problems

PREMENSTRUAL SYNDROME (PMS)

SYMPTOMS—There are over 150 symptoms linked to PMS, of which the most common include abdominal bloating, anxiety, acne, backache, breast swelling and tenderness, swollen feet, depression, cramps, food cravings, fainting spells, headaches, fatigue, joint pain, insomnia, nervousness, impatience, drastic mood swings, angry outbursts.

Other symptoms include sluggishness, lethargy, delusions, indecisiveness, dizziness, constipation, hemorrhoids, skin eruptions, and migraines.

CAUSES—PMS affects many women during the one to two weeks prior to the onset of menstruation. It affects one-third to one-half of all American women between the ages of 20 and 50. As many as 75% have the problem at one time or another. About 5% are incapacitated by it, and about a third report symptoms severe enough to interfere with their daily life.

Bearing children or being married seems to increase the likelihood. The problem is a major cause of divorce.

Hormonal imbalance is part of the PMS problem (see "[Menstrual Disorders](#)").

The liver regulates hormonal balance, by selectively filtering out of the blood and excreting unwanted excess hormones. One of these is estradiol, a type of estrogen which causes problems. If not eliminated, it can build up in the body.

Part of the hormonal imbalance problem is that there is too much estrogen in the body and not enough progesterone. Fluid retention is the result. This affects the circulation and impedes oxygen and nutrient flow to the brain and female organs.

Additional causative factors are mentioned below.

TREATMENT—

- Constipation is a primary reason why the liver cannot get rid of excess estradiol. Eat natural foods with sufficient bulk. Avoid processed and junk foods.
- Meals high in complex carbohydrates help one deal with stress. It is thought that they increase the production of serotonin, a brain chemical which counteracts depression.
- An inadequate supply of B complex vitamins is another factor causing PMS. B vitamins and magnesium help the liver excrete unwanted estrogen. Fried foods block the absorption of magnesium.
- Eating chocolate, caffeine, sugar, and excess sodium are additional causative factors. Women who regularly consume caffeine are four times more likely to have severe PMS.
- Red meat and dairy products help produce a hormonal imbalance—exactly the kind in PMS, excessive estrogen and inadequate progesterone.
- Another factor is unstable blood sugar levels. This can be caused by hypoglycemia or simply poor eating habits. Either way, eat complex carbohydrates and avoid the sugar foods.
- Food allergies are another related factor. Search out the offending foods and stop eating them (see "[Allergies](#)" and "[Pulse Test](#)").
- It is important that you not eat foods which contain hormones! Many have been added to dairy products (via cows and chickens) and meat.
- Obtain a full supply of vitamin/mineral supplements.
- Adequate calcium intake during the monthly cycle is very important. Blood calcium drops 10 days before menstruation. A lack of it causes headaches, tension, nervousness, depression, insomnia.
- Magnesium and vitamin D help in calcium absorption. Adequate stomach acid is also needed.
- Do not use caffeine, nicotine, or alcohol.

- Fast for 1-3 days on fruit and vegetable juices before the period onset, to reduce problems.
- Regular outdoor exercise is important. Walk at least half a mile a day. This increases oxygen intake, which in turn aids in nutrient absorption and elimination of toxins.
- Here are herbs which may help reduce the pain of cramps: rosemary, black haw, cramp bark, red raspberry, kava kava, and angelica.
- Selenium is an antioxidant and helps prevent menstrual cramps.
- Use warm sitz baths, heating pad, or hot water bottle for cramps. This draws the healing blood and relaxes muscles.
- Herbs helpful in treating PMS include dong quai, false unicorn root, fennel seed, squaw vine, blessed thistle, and sarsaparilla root. They help balance the hormones.
- Some women with PMS are deficient in melatonin.
- Wild yam cream contains a natural form of the hormone, progesterone, and helps many women. Rub the cream into the skin on the chest, inner arms, thighs, and abdomen just after ovulation. The active ingredient is absorbed through the skin.
- Vitamin E has been found useful in the treatment of PMS, with most improvement where benign breast disease was a major problem. Vitamin E is an antioxidant and helps prevent inflammatory reactions to dietary fats. It is possible that Vitamin A and zinc also aids in this function.
- Vitamin B₆ (50-150 mg daily, especially during the 10 days preceding menstruation, helps relieve premenstrual edema, swellings, and soreness.
- Discuss the problem with your spouse. This will help him understand the situation.

—Also see "[Menstrual Disorders](#)" and "[Breast Discomfort](#)."

ENCOURAGEMENT—The angels of God guard us every moment. Have we not reason to be thankful for the protection we are given? All through the day, thank God for His blessings.

MENSTRUAL DISORDERS (Amenorrhea—1; Dysmenorrhea—1;

Metrorrhagia; Oligomenorrhea)

SYMPTOMS—Depression, tension, melancholia, breast tenderness, cramps, fainting, water retention, rapid heartbeat, and backache may occur.

CAUSES—Menstruation is also called menarche. Women whose general health and resistance are good are less likely to have menstrual problems.

An irregular cycle often indicates the general state of a woman's health, and is usually the result of nutritional deficiencies or autointoxication caused by constipation, an organic malfunction, drugs, vitamin or mineral deficiency, and/or chemicals.

Amenorrhea: Absence or suppression of menstruation.

Dysmenorrhea: Painful or difficult menstruation.

Metrorrhagia: Bleeding between periods.

Oligomenorrhea: Infrequent or scanty menstruation.

Periods tend to stop in athletes and in women who drop below 20% body fat.

There are two types of dysmenorrhea (painful menstruation):

Primary dysmenorrhea usually does not occur until several years after menstruation begins. The pain begins a few hours before or at the onset of bleeding, may last from a few hours to 1-2 days, and is generally worst the first day. At first, there is a scanty flow, which increases as the pain subsides.

Secondary dysmenorrhea may start 2-3 days before onset, with pain in the abdomen, small of back, and on down the legs. It is a more constant pain, but includes sharp cramps, and continues throughout the period. This type is often linked to a pelvic disorder (inflammation, uterine malposition, endometriosis, tumors, etc.), which needs to be eliminated in order to lessen or remove the pain.

Hormonal imbalance is usually involved (see "[Premenstrual Syndrome](#)").

TREATMENT—

- The diet should contain an adequate, but not excessive, amount of high quality proteins, preferably from non-meat sources.

- Eat complex carbohydrates (whole grains), to avoid blood sugar drops. This is important. But do not overeat on anything. Low blood sugar is common during menstruation.
- Include B complex, especially B₁₂ and B₆; along with vitamins C and E. Take brewer's yeast, kelp, and essential fatty acids.
- B vitamins, especially B₆ and folic acid, help reduce some of the tensions associated with menstruation.
- Deficiencies of essential fatty acids, together with cyclic hormonal patterns, produce the classic symptoms of fragile emotions, irritability, etc.
- Take vitamin A as beta-carotene during the last 14 days of the cycle.
- Iron is vital because of the loss of blood each month. Vitamin C helps the body absorb iron. Beware of supplemental iron during pregnancy! Iron-rich sources include blackstrap molasses (best single source), apricots, and raisins. Iodine is also needed, when there is a blood loss. Eat kelp or dulse.
- Calcium supplementation is very important, if you want to avoid painful cramps!
- Cramping may be relieved by additional intake of calcium and niacin.
- Manganese is needed for normal reproduction and the mammary glands, and helps prevent osteoporosis.
- Vitamin B₁₂ helps restore normal menstrual cycles.
- Limiting salt and fluid intake a short time before menstrual onset may help reduce edema in the legs and elsewhere in the body.
- Food allergies can be involved in painful menstruation. In one study, eight patients were freed of the problem when all foods they were allergic to were eliminated (see "[Allergies](#)" and "[Pulse Test](#)").
- Allergenic foods most frequently listed were whey, milk, eggs, beef, chocolate, nuts, fish, beans, cauliflower, pepper, and cabbage.
- Avoid overeating! This encourages abdominal congestion.

- A low-salt diet helps relieve bloating and water retention.
- Taking the birth control pill greatly upsets the entire hormonal system, and it does not recover, even after the pill is stopped for many months or years.
- Problems with the pituitary, adrenals, or thyroid may produce amenorrhea, or abnormal bleeding cycles. Stress or the birth control pill can seriously affect the adrenals (which produce 20% of the total estrogen used by the body).
- Extreme diets (strict fruitarianism, very low protein diets, or repeated strict weight loss regimens) can produce amenorrhea.
- Poor body mechanics (poor posture) causes the female organs to move out of place, and this can affect menstruation. Proper posture tends to reduce cramping.
- Those who have diaphragmatic (abdominal) breathing tend to have no menstrual pain. Avoid belts and tight clothing about the waist.
- Adequate exercise is also needed.
- Avoiding constipation is very important.
- Avoid overfatigue just prior to the period. Maintain a regular daily schedule throughout the month.
- An excess of stress can also affect menstrual flow and attendant problems.
- Sexual stimulation at that time of the month increases abdominal congestion.
- If you are overweight, lose weight in order to reduce painful periods.
- Using tobacco aggravates menstrual disorders. Smoking induces painful menstruation.
- Take a daily hot sitz bath. If available, add chamomile or juniper needles to the water.
- Or take two hot baths each day at the beginning of menstruation. This draws blood from the over-congested uterus to the skin.
- A four-minute back massage to an area an inch to the right of the lumbar (small of the back) spine may bring relief from painful menstruation.

- A hot sitz bath (105°-115° F.) with a hot footbath (110°-117° F.) for 3-10 minutes is often helpful.
- Drink catnip tea each morning and evening during the period.
- Helpful herbs include: yarrow and blue cohosh in menstrual difficulties; wormwood and pennyroyal, when there is painful menstruation; chamomile relieves menstrual spasms; peppermint tea eases the pain; desert tea (ephedra viridis), for delayed or difficult menstruation; life root, when there is suppressed menstruation; black cohosh when there is obstructed menstruation; garlic and motherwort, to promote menstrual flow; amaranth and lady's mantle, when there is excessive menstruation; blazing star, for low-ovarian function and lack of estrogen.

—See "[Premenstrual Syndrome](#)" for much more information.

—Also see "[Lack of Menstruation](#)" and "[Painful Menstruation](#)."

ENCOURAGEMENT—All heaven is interested in the work going on in this world, to prepare people to live forever in heaven. It is important that we cooperate with God by accepting Christ as our Saviour and, by faith in Him, obeying the Ten Commandments.

LACK OF MENSTRUATION (Amenorrhea) (J.H. Kellogg, M.D., Formulas)

BASIC APPLICATIONS—Tonic Sitz Bath; cold Pelvic Pack; Graduated Baths, twice daily, for tonic purposes; short very cold Douche to lower spine, over stomach, and to inner surfaces of thighs; pelvic massage daily, and especially when period is due.

SUPPRESSED MENSTRUATION—Short Cold Douche to spine, thighs, and over stomach, daily or twice a day; Hot Footbath or Hot Blanket Pack during the interval between the periods; Hot Hip Pack; warm vaginal irrigation at 95°-100° F.

GENERAL METHOD—It is very necessary to seek for the problem and not merely to "treat a malady." Apply such measures as may be required for relief of anemia, chlorosis, indigestion, or any other disturbance of the nutritive functions.

—Also see "[Menstrual Disorders](#)."

PAINFUL MENSTRUATION (Dysmenorrhea) (J.H. Kellogg, M.D., Formulas)

BASIC—Rest in bed during period.

WHEN DUE TO OVARIAN DISEASE (beginning before flow)—Hot Hip and Leg Pack; Hot Blanket Pack; Fomentation over stomach; hot Pelvic Pack; Revulsive Sitz; hot Colonic, followed by hot Footbath if flow is checked; hot Douche at 99⁰-102⁰ F.; very Hot Full Bath (105⁰-110⁰ F.) for 5-8 minutes.

WHEN DUE TO UTERINE DISEASE (beginning with, and accompanying, flow)—Hot Hip Pack with Hot Footbath, followed by Cold Compress to area above stomach and inner surfaces of thighs for 30-40 seconds. For treatment between periods, see "[Metritis, Chronic](#)" and "[Pelvic Congestion](#)."

WHEN DUE TO INFLAMMATORY DISEASE OF APPENDAGES—Hot Enema, hot Fomentations, Hot Pelvic Pack, Hot Blanket Pack.

GENERAL METHOD—In addition to the local measures for relief of pain which have been indicated above, it is in most cases necessary to combat some general disorder to which the local disease may be, more or less, directly related. See "[Anemia](#)," "[Neurasthenia](#)," "[Hysteria](#)." General tonic measures must be used between the menstrual periods. In chronic ovarian congestion, apply the stomach compress during the night; daily give a Revulsive Sitz Bath or Hot Pelvic Pack and the very hot vaginal irrigation, 115⁰-120⁰ F., for 15 minutes. In cases of deficient development, as in infantile uterus or nerve spasm of the uterine vessels, employ the Revulsive Sitz Bath, alternate genito-urinary douche, tonic sitz bath, pelvic and general massage. Surgical measures are often required for permanent relief, but a surprisingly large number of cases are resolvable without surgery; hence water therapies should be perseveringly tried before resorting to surgical procedures.

—Also see "[Menstrual Disorders](#)."

MENOPAUSE (Climacteric, Change of Life)

SYMPTOMS—Hot flashes, insomnia, disturbances in calcium metabolism, irritability, mental instability, dizziness, backaches, headaches, bladder problems, dryness and aging of the skin, shortness of breath, and heart palpitations. Some have almost no symptoms at all.

CAUSES—Menopause is the cessation of ovarian function, the stopping of the menstrual cycle, and the end of reproductive years. This is caused by glandular changes, and is a natural event in a woman's life; this usually occurs between 42 and 55. The average age is about 50, and the transition is generally up to 5 years.

There tends to be a hormone starvation at that time, since menopause usually results from a decreased production of the female sex hormones.

The lessened supply of estrogen increases the possibility of cardiovascular disease, vaginal atrophy, and osteoporosis.

It is popular to take estrogen supplements, to prevent or postpone menopausal symptoms. But keep in mind that there is an increased risk of cancer when this is done.

If estrogen (hormone replacement) therapy is begun, take vitamin E several hours earlier or later, not at the same time.

In addition, generous amounts of vitamins B₆, C, folic acid, pantothenic acid, PABA, and B₁₂ will make the estrogen therapy more effective.

Oral estrogens should not be accompanied by progesterone because they increase the cancer induction risk.

Keep in mind that synthetic, not natural, estrogens are given in hormone replacement therapy. These tend to accumulate in the body, and also can cause metabolic changes in the liver. This can lead to high blood pressure, fluid retention, and blood clots. But natural estrogens are available; one is equine estrogen, and is extracted from the urine of pregnant mares. But it is very powerful, and may also cause changes in the liver. Do not use it if you are obese, smoke, or have high blood pressure, high cholesterol, or varicose veins.

The safest natural estrogens are estropipate (Ogen) and estradiol (Estrace, Emcyt, and Estraderm); these are all metabolized more easily by your body. Be sure and use the smallest possible dose, and take it only every other day.

It is coming to be recognized that it is often more important to replace the lessened progesterone than the lessened estrogen. Natural progesterone creams (from the herb, wild yam) provide a simplified way to

do this. Many, many, have been helped by doing this!

When the menopause proceeds normally, the adrenals and liver increase their output of female hormones and make up the difference from the lost ovarian function.

Proper diet, nutritional supplements, exercise, and adequate rest can minimize the effects of menopause.

TREATMENT—Vitamin E (up to 1,200 IU daily) is especially important at this time.

- Vitamin C, working with bioflavonoids, maintains capillary strength.
- The B complex vitamins, especially pantothenic acid and PABA, relieve nervous irritability.
- It is very important that sufficient calcium be taken, to maintain a proper calcium-phosphorous balance. Not doing so can also result in a broken hip later.
- An increase in protein and reduction in carbohydrates is recommended at this time.
- Maintain an adequate intake of vitamin D, iron, and magnesium.
- Eliminate all processed, refined, and junk foods. This includes white sugar and white-flour products.
- Raw fruit and vegetable juices, brewer's yeast, lecithin, kelp, and cold-pressed vegetable oils are needed. The diet should be at least 50% raw food.
- Avoid animal products and dairy products.
- Do not use alcohol, caffeine, spicy foods, sugar, and hot soups and drinks. They make the emotional swings worse and the blood more acidic. This causes the bones to release extra calcium, to balance blood pH and weaken the bones if extra calcium is not taken.
- Substitute garlic and onion powder for salt. Consuming salt increases urinary excretion of calcium.
- Drink 2 quarts of water each day, to help prevent drying of skin and mucous membranes.
- After menopause begins, you will not have as much calcium in your body, due to the lessened estrogen; it is important that you henceforth supplement with calcium. Of the 250,000 hip fractures that occur in the U.S. every year, 80% are due to osteoporosis.

- Avoid mental and emotional stress and worry. Be happy with the blessings you have, and thank God for them.
- Get plenty of outdoor exercise and sufficient rest. Lay down and rest a little before lunch and supper. A lack of exercise weakens bone density.
- Especially important are vitamins E, C, A, and B complex, including PABA and pantothenic acid.
- Hypothyroidism is common during menopause, and is responsible for a number of the symptoms. Be sure and take additional amounts of Nova Scotia dulse or Norwegian kelp.
- Helpful herbs include lady's mangle, motherwort, and St. John's wort.

—Also see "[Menstrual Disorders](#)" for related information.

ENCOURAGEMENT—All the instructions we need to obey God is found in the Bible. Read it every day; and, accompanied by earnest prayer for help, you will receive the strength needed to fulfill God's will one day at a time.

DOUCHE

HOW TO DO IT—A douche is especially helpful if one has a history of discharges or infection.

Retention douches are especially effective, and are best done in a bathtub with the feet up on the sides, to aid in retaining the fluid for 10-15 minutes. Warm the douche to body temperature before taking. Possible douches include:

4-8 ounces of diluted vinegar to a pint of distilled water, 4-8 ounces of hydrogen peroxide, and 1 ounce of bayberry myrtle (*myrica cerifera*) to 1 pint water.

A replant of *lactobacillus acidophilus* may be needed, to normalize flora after vaginitis or antibiotic drug medications. Plain, unsweetened yogurt (4 ounces) can be emptied into warm water (10-20 oz.).

Routine douching is not necessary for personal hygiene. Douching is best reserved for therapy, in time of infection. Excessive douching may actually help promote infection.

WARNING—Douching may induce pelvic inflammatory disease (PID). In one study, almost 90% of the women with PID were vigorous douchers, often since the age of 16 or 17. Very likely, infected fluid is flushed up into the uterine cavity by the douche.

ENCOURAGEMENT—Home is to be the center of the purest and most elevated affection. As, through prayer and earnest effort, each person in the home is submitted to be molded by the Spirit of God, home can become a little heaven.



**ENCYCLOPEDIA
INDEX PAGE**

Section 13

Reproductive

Part 3

Female Pelvic Organs

PELVIC INFLAMMATORY DISEASE

SYMPTOMS—Lack of appetite, nausea, fever, chills, generalized aching, fast heartbeat, and occasionally vaginal bleeding. There is acute aching of both sides of the abdomen. Bowel movements may intensify the pain.

CAUSES—Pelvic inflammatory disease is an infection of the female pelvic organs, and occurs most often among sexually active women between the ages of 15 and 25.

Although abortions can result in sterility, pelvic inflammatory disease causes them even more frequently. A single attack of this disease produces sterility about 15% of the time.

It is believed that this disorder owes its origin to unsanitary conditions, especially during intercourse.

The use of intrauterine devices is another cause. The disorder was over four times higher in IUD users. They may not have been sterile or may have been inserted by hands that had not been carefully washed.

Douching is yet a third cause of this problem. It appears that they may not have been done carefully enough, and bacteria was flushed up into the uterus. In one study, 90% of the infected women regularly douched, and frequently had done so since the ages of 16 or 17.

TREATMENT—

- Go on a fruit and vegetable juice fast for a time.
- When solid food is started, eat nourishing food, free of sugar and oil. Avoid junk food. Do not use tobacco, caffeine, or alcohol.

- For pain relief, apply heat to the lower back or abdomen. Sitz baths are also helpful.
- A hot half bath is useful in fighting the infection.
- Every 4 hours, take a hot footbath while ice bags are on the lower abdomen for 30 minutes, followed by 30 minutes rest in bed. This will speed the healing process.

ENCOURAGEMENT—A great name among men is as letters traced in sand, but a spotless character will endure to all eternity. God stands ready to help all willing to surrender their lives, so He can help them live a clean life.

METRITIS, CHRONIC (Inflammation of Uterus) (J.H. Kellogg, M.D., Formulas)

BASIC APPLICATIONS—Graduated cold applications; hot vaginal irrigation, 10-15 minutes, twice daily; Hot Blanket Pack to legs with cold pelvic pack (Wet Sheet Pack over pelvic area), continued to sweating stage, followed by cold friction or Wet Sheet Rub.

PAIN—Prolonged Neutral Sitz Bath at 95⁰-97⁰ F., for 15-20 minutes.

LEUKORRHEA—In addition to the above measures, antiseptic vaginal irrigation. In certain cases, cool irrigation, at 75⁰-65⁰ F., produces better results than hot irrigation. Constipation and portal congestion must be relieved. Cervical catarrh and erosions often require the use of the curette (a spoon-shaped scraping instrument for removing foreign matter from a cavity).

ACUTE INFLAMMATION—If attacks of inflammation occur, rest in bed. Hot Hip or Leg Pack. Hot and cold pelvic compress or hot and cold pelvic pack.

UTERINE BLEEDING (J.H. Kellogg, M.D., Formulas)

BASIC APPLICATIONS—Hot vaginal irrigation; short Hot Hip Pack; Hot Footbath, followed by Cold Compress over stomach and inner surfaces of thighs. In obstinate cases, cold vaginal irrigation.

Moderately prolonged, very cold, Shallow Sitz Bath at 50⁰-65⁰ F. for 5-15 minutes, accompanied by Hot Footbath when other measures fail; hot Douche to lower spine area over stomach and inner surfaces of thighs, twice daily during intervals.

CAUTIONS—Avoid prolonged Hot Sitz Bath, Hot Douche, Hot Leg Bath, Hot Footbath, or Hot Sitz Bath, and in some cases even Fomentations and hot vaginal irrigation. It is equally necessary to avoid short cold applications to the lower spine, abdomen, thighs, and feet, as the reflex effects of such applications increase pelvic and uterine congestion.

GENERAL METHOD—It is always highly important to inquire closely for all possible causes of the profuse flow. The cause may be simple anemia from defective nutrition, constipation, sexual excess, enteroptosis, uterine displacement, ovarian or tubal disease, uterine inflammation, or congestion. The most common cause is vegetation of the endometrium, which must be removed by surgical measures. The operation must be followed by treatment for chronic metritis. In many instances, several of these conditions may be combined. Good results generally follow water treatments.

NOTE—*The following two paragraphs were typed as part of the "how to stop bleeding" section, but they have been placed here instead because they are lengthy, cover the subject of uterine bleeding well, and are not effectively duplicated in this present section of Kellogg formulas.*

For hemorrhage from the uterus, apply short, very hot fomentations (or the hot douche) to the thighs and spine while an ice bag is placed over the lower abdomen and a hot vaginal douche is given. Another very useful procedure for uterine hemorrhage is this: a very short hot douche to the lower back, the inner surfaces of the thighs, and the soles of the feet. Prolonged cold applications to the same surfaces produce like effects. These applications may be made either with or without a simultaneous use of the hot uterine or vaginal douche, according to the severity of the case.

Caution: Cold applications must not be used in cases of menorrhagia (excessive bleeding during menstruation, either in amount of loss or number of days), except with the utmost care and discretion, on account of the danger of producing hematoma or hematosalpinx, through the sudden checking of the outflow of blood. Therefore, use only less strong measures during the first 24 or 36 hours of the period. Reserve the cold applications to a later time. During the first day: The hot vaginal douche is better and safer. "The danger of producing hematoma is, in the author's opinion, very small after the first day." Kellogg then tells of a girl who had suffered for nearly a year without relief, although she had gone to many physicians. When brought to him, she was "placed at once in a sitz bath of about 50⁰ F. for 15 minutes, the feet being placed in cold water at the same time, with the result that the hemorrhage ceased at once; and, by continued and repeated application of the cool sitz bath for a few weeks, the difficulty was relieved. The above measures will not solve the problem when the hemorrhage is due to vegetations, a uterine fibroid, or a malignant disease. In cases where the hemorrhage is accompanied by severe nerve pain or acute pelvic inflammation, use very hot rather than very cold applications to the inside of the thighs and lower back region. This should be brief and the temperature sufficiently high to be somewhat painful, and is best done by sponging the parts with water at 140⁰ F. or by applying, for 1-

2 minutes, cloths wrung from 140° F. water.

UTERINE FIBROIDS (Fibroids, Uterine Fibroma)

SYMPTOMS—In half of all cases, there are no symptoms. But these growths can cause abnormally heavy and frequent menstrual periods, or even result in infertility. Other possible indications: anemia, fatigue, bleeding between periods, weakness from blood loss, increased vaginal discharge, bleeding after intercourse.

CAUSES—A uterine fibroid is a benign tumor, varying in size from a millet seed to a size large enough to fill the entire abdominal cavity. May be single or multiple. The tumors are completely covered by a fibrous connective tissue capsule.

Fibroids rarely cause symptoms before the age of 30, but is common after that age, especially among blacks; 20-30% of women have them. The type of symptoms shown depends on where the fibroids are located. They can exert pressure and cause pain to the bladder, bowels, or even block the urethra (producing kidney obstruction).

When they produce no symptoms, they should be left alone, but should be removed if unusually rapid growth occurs.

If the flow is far too heavy or rapid, you may have interfering fibroids.

TREATMENT—

- Taking oral contraceptives increases the likelihood of developing fibroids.
- If found, do not take oral contraceptives with a high-estrogen content; the estrogen may make them enlarge faster.
- Over 30% of the hysterectomies done in the U.S. are for the purpose of removing fibroids. But, if possible, do not remove them. Fibroids generally shrink when menopause begins. This is due to the decreased amount of estrogen in the body from that time onward.
- An alternate surgery is a myomectomy, which removes the fibroids and leaves the uterus intact. It is true that there is a slightly higher possibility of complications with a

myomectomy, and the results are not always permanent (50% of the time new fibroids will appear). But a hysterectomy works havoc with the hormonal system.

- You may also want to read the article, "[Hysterectomy Problems](#)."

ENCOURAGEMENT—God wants us to be happy. He desires to put a new song on our lips, even praise to our God. He can give you overcoming strength. Walking with Him; you can have peace and assurance.

SALPINGITIS AND OVARITIS—1 (Fallopian Tube Inflammation; Ovarian Inflammation)

SYMPTOMS—Tenderness of one or both fallopian tubes; in severe cases there is abdominal pain, usually felt on both tubes. Vaginal discharge, swelling, fever, possible abscesses. Peritonitis may occur later. (Peritonitis is inflammation of the peritoneum, which is the membranous coat lining the abdominal cavity (see "[Peritonitis](#)").

CAUSES—*Salpingitis* is inflammation of the fallopian tubes. *Ovaritis* is inflammation of the ovaries. Ovaritis may involve the substance of the organ (*oophoritis*) or its surface (*perioophoritis*), and may be acute or chronic. These technical words are defined because it is easy to confuse ovaritis and oophoritis in the medical literature.

The fallopian tubes and ovaries are normally protected by the acidic vagina, the mucous plug of the cervix, and cilia in the uterus and fallopian tubes. But there are five situations, during which infection can more easily penetrate those delicate organs:

During menstruation, the vagina is alkaline, the plug is gone, and only a healthy flow protects the fallopian tubes and ovaries from infection. Sexual activity, during a period, can introduce bacteria.

During and just after childbirth.

Following an abortion. It has been well-documented that abortion clinics tend to operate on a mass-production basis instead of the careful and sterile conditions one would find in a hospital operating room.

Use of an IUD is also a significant cause of infection.

General enervation or local congestion, due to a variety of causes—ranging from poor diet, overwork, constipation, pelvic infections, etc.

Once salpingitis or oophoritis occurs, there is a 70% likelihood of sterility.

TREATMENT—

- Antibiotics are usually given, but they only work on a short-term basis; and, frequently, a chronic case of salpingitis follows. While it is being treated, scar tissue and other blockage can occur on the tubes.
- Whether or not antibiotics are used, it is highly recommended that natural methods also be used. The objective is to clear up the infection as soon as possible, to prevent possible sterility.
- Vegetable or juice fasting for a time, followed by all raw fruits and salads; and this followed by a nourishing vegetarian protein diet. Vitamins A, C, E, and zinc are especially needed. But also include a full vitamin/mineral supplement.
- These fasts will need to be continued until all acute symptoms are gone. If a chronic infection has already started, then alternate the fasts with nourishing food.
- Use hot and cold contrast sitz baths, to remove pelvic congestion and infection. Do this 3-4 times a day. The alternate hot and cold bath pumps healing blood throughout the affected area.
- Also apply alternate 2-3 minutes hot and 2-3 minutes ice cold compresses directly over the painful pelvic area.
- Helpful herbs include echinacea, goldenseal, black cohosh, black haw, and bearberry.

ENCOURAGEMENT—You are the Lord's, for He created you. You are His by redemption, for He gave His life for you. Preserve every portion of the living machinery, so that you may use it for God.

SALPINGITIS AND OVARITIS—2 (J.H. Kellogg, M.D., Formulas)

(1) ACUTE FORM —

GENERAL CARE—Rest in bed; hot vaginal irrigation, twice daily; hot pelvic pack; Hot Leg Pack or Hot Footbath twice daily, followed by cold friction. If suppuration of tubes occurs, operation is usually necessary. During the first few days, ice bag over inflamed part, interrupted at intervals of 1-3 hours by Fomentation for 15 minutes or hot and cold pelvic compress for 30 minutes; heat to limbs.

CAUTIONS—Avoid general cold applications and cold applications to the feet.

(2) CHRONIC FORM —

BASIC APPLICATIONS—Hot vaginal irrigation twice daily; hot rectal irrigation once daily, if exudation in pelvis is extensive; pelvis massage. General tonic applications; general massage; sunbaths; out-of-door exposure with proper protection, carefully avoiding chill; nourishing and blood-building diet. If suppuration is present, give drainage. Removal of the diseased appendages is sometimes required, but in most cases this may be avoided by the proper application of water treatments at the outset.

ENDOMETRIOSIS (Ovarian Cysts)

SYMPTOMS—Abdominal pain, back pain, pelvic pain, constipation, bladder problems, bleeding between periods, very painful menstrual cramps, and the passing of large clots and shreds of tissue during the menses. Thirty percent have no symptoms. Iron anemia is common.

CAUSES—Tissue cells, which appear to be like those in the endometrium (the lining of the uterus), grow elsewhere in the abdominal cavity: the ligaments, ovary, bladder, rectum, bowel, appendix, etc. They rarely occur outside the pelvic area.

These tissue implants, wherever they settle in the body, will be affected by estrogen and will bleed during the monthly.

Endometriosis is generally diagnosed between 30 and 40 years of age. About 25-30% of white women have it, but rarely among blacks. It tends to run in families, passing from mother to daughter.

The problem lessens during pregnancy and lactation, and sometimes does not return. But, more often, it does and continues until menopause; after which time, it becomes inactive, though scar tissue remains.

A frequent result of endometriosis is the inability to become pregnant. Most women who have the

disorder have never been pregnant.

When internal fetal monitors are placed in an expectant mother, the chances of later developing endometriosis are increased threefold.

Avoiding sexual activity during menstruation reduces the risk of developing this disorder.

TREATMENT—

- Hot and cold sitz baths, for 20-30 minutes at a time, help reduce congestion, as may a hot footbath for 30 minutes. Conclude either treatment with a cold mitten friction.
- Hot fomentations to the lower abdomen are helpful; and, it is reported, when this is done faithfully, there frequently is complete remission.
- An ice bag, hot water bottle, or heating pad may be placed on the lower abdomen or back.
- The diet must also be improved. Follow directions specified elsewhere in these articles.
- Do not use caffeine products, for this aggravates the pain.
- A diet high in sugar and white-flour products contributes to endometriosis.
- Eliminate foods containing hormones and antibiotics, since they upset the natural balance in the body and can lead to endometriosis. Such foods include meat and dairy products (including eggs).
- Eat a nutritious diet, which includes much raw food, and is high in fiber, B vitamins, and E. Also needed is calcium, magnesium (to reduce nervous tension), iron, and potassium.
- Fast for 3 days (on distilled water and fresh fruit and vegetable juices) each month before the anticipated beginning of the menstrual period.
- Helpful herbs include black cohosh, to balance hormones; echinacea and goldenseal, to eliminate infections; cayenne, to stop bleeding; and burdock, to cleanse the blood.
- Tampons reduce the internal flow and can increase the likelihood of developing or increasing the implants. They also increase pain and cramping.
- Women with endometriosis frequently have a difficult time getting pregnant (see

["Fertility Problem"](#)).

- A hysterectomy will not solve the problem if implants have occurred elsewhere in the pelvic region.

ENCOURAGEMENT—With the rich promises of the Bible before you, you can have assurance of God's love for you. As you read the promises, remember they are the expression of unutterable love and pity. He loves you.

VAGINITIS (Candidiasis, Yeast Vaginitis; Trichomoniasis; Atrophic Vaginitis)

SYMPTOMS—Vaginal pain or tenderness, itching, increased vaginal discharge, burning sensation, painful intercourse, and urination.

CAUSES—Vaginitis is an inflammation of the vagina. There are four types:

1 - *Yeast vaginitis*, also called monilial, or thrush. The yeast infection causing it is candida albicans. It is more common in pregnant women, diabetics, and those on antibiotics, oral contraceptives, or long-term steroid therapy. Changes in the vaginal pH (caused by tap water, tub baths, certain additives to bath water, and some commercial douches) permit the yeast to grow in the vagina. The discharge is moderate in amount, but thick yellowish or white and curd-like. It may cause severe itching of the external genitalia (see "[Candida](#)").

2 - *Trichomonas*, caused by trichomonas vaginalis. This is a protozoan which likes an alkaline environment. It may be sexually transmitted (so both should be treated at the same time). In the man, there are no symptoms; in the woman, there is a greenish white or heavy yellow, frothy, discharge which may have a slight odor. The discharge causes itching, burning, and reddening of the skin. If it spreads to the urethra, there may be frequent burning urination. Flagyl, which is a medication for this, is known to cause cancer in animals.

3 - *Non-specific vaginitis* is caused by organisms other than yeast or trichomonas, and occurs when resistance is low and the normal vaginal flora changes.

4 - *Atrophic vaginitis* occurs in post-menopausal women and those whose ovaries have been surgically removed. Adhesions form and there is a high susceptibility to infection. Symptoms include itching or burning, painful intercourse, and a thin watery discharge, sometimes tinged with blood.

Vaginitis may have one or more of the following causes: bacterial or fungal infection, intestinal worms, vitamin B deficiency, congestion of the pelvic organs, gonococci, chemical irritation (strong douches), mechanical irritation (tampons), drug medications, and deodorant sprays.

Other contributing factors include tight and nonporous clothing, diabetes, and the use of antibiotics.

The birth control pill causes a B₆ deficiency and changes the vaginal pH.

Pregnancy increases the vaginal pH, and also its glycogen content. This is favorable to yeast infection. But it generally leaves

Tight-fitting synthetic underwear provides poor ventilation and a warm, moist, environment for yeast infection to occur.

Excess sugar and refined carbohydrates help feed yeast infection.

Normally, the pH of the vagina is acid; anything that alkalinizes it contributes to vaginitis. Causes include diabetes, menstrual period, pregnancy, and the time just after a miscarriage or abortion.

The most common aftereffect of antibiotic therapy in women is a vaginal yeast infection.

Frequent douching upsets vaginal pH and flora.

Excessive sex or intercourse, without proper lubrication, irritates vaginal walls.

About 5% of women given tetracycline for acne develop vaginitis.

Intrauterine devices (IUDs) produce a favorable environment for yeast infection, since they reduce normal vaginal secretions.

Four primary factors are antibiotics, oral contraceptives, diabetes, and pregnancy.

TREATMENT—

- All of the above factors should be carefully noted.
- For yeast vaginitis, use a hot soda-water douche (1-3 teaspoons of soda to 1 quart water) twice a day for 7 days, then once a day for 30 days.
- If there is not clear and rapid improvement, a trichomonas may be the cause. If so, apply

a vinegar douche (1-4 tablespoon of vinegar to 1 quart water) twice a day for 7 days, then once a day for 30 days.

- Garlic-water douche (1 clove into part of a quart of boiling water; add the remainder of the quart, let cool to 110° F. twice a day for 7 days, then once a day for 30 days).
- For organisms other than yeast and trichomonas, a warm normal saline douche (1 teaspoon of salt per quart water) is useful.
- Hot sitz baths, 2-3 times a day will soothe local irritation; but it is important that the tub be sterilized first, lest bacteria be introduced into the vagina.
- An alternate method is to apply garlic suppositories. Peel a clove of garlic and wrap it in a piece of sterile gauze. Lubricate the suppository with pure organic vegetable oil and insert it in the vagina, yet keep a piece protruding outside. Continue doing this for 3 days, changing suppositories every 3 hours.
- Adequate rest, a healthful diet, and meticulous personal hygiene with frequent bathing are important.
- Take vitamins A and B complex.
- Avoid panty hose, girdles, or synthetic pants or panties. Tight-fitting clothing increases moisture retention. Wear cotton clothing.
- Avoid chemical deodorant sprays, tampons, and colored toilet paper. Do not use commercial sexual lubricants.
- Beware of tub baths! Take showers instead.
- Do not wash socks and stockings with underwear, lest foot infections be transferred to the pelvic organs.
- Cotton underwear can be microwaved to destroy yeast. Wet it, wring it out well, and microwave on high for 30 seconds.
- Do not have marital relations during menstruation or infections or, if you can avoid it, a few days immediately afterward.
- Require that your husband wash his hands and genitals before intercourse. If he really loves you, he will gladly do this.

- Tea tree oil is good for vaginitis. Use creams, suppositories, etc.
- Aloe vera is helpful for infections, including yeast infections. It can be taken internally or used as a douche.
- Also helpful are bayberry, goldenseal, yarrow, marshmallow root, calendula, chamomile, pau d'arco, and dandelion.
- To normalize vaginal flora, eat plain yogurt and/or apply it to the vagina.
- Include adequate fiber in the diet.
- Do not take iron supplements until the infection is reduced. Infectious bacteria require iron for growth.
- Apply an opened vitamin E capsule to the area, to reduce itching.
- For atrophic vaginitis, use natural progesterone cream and apply to the vagina. Prescription ointments for this condition contain estrogen. But they increase the need for vitamin B₆. Vaginal absorption of estrogen may be dangerous.
- Do not use sweet-smelling douches. A plain yogurt douche is much better. (Also see "[Douches](#).")
- If you have chronic or persistent vaginitis, you may have diabetes.
- If you have recurring vaginitis, you may be getting it from your husband.
- For more information on dealing with a yeast infection, see "[Candida](#)" and "[Athlete's Foot](#)."

—*Related articles include "[Candida](#)," "[Chlamydia](#)," "[Toxic Shock](#)," "[Leukorrhea](#)," and "[Douches](#)."*

ENCOURAGEMENT—By sin, earth was cut off from heaven and alienated from its communion. But Jesus has connected it again with God's throne. His love has encircled man, and opened the way so you can find God anew and walk with Him every day.

LEUKORRHEA

SYMPTOMS—A thick whitish vaginal discharge. Related symptoms may include burning and itching of the vulva.

CAUSES—Leukorrhea is nonspecific vaginal discharge that contains mucous and white blood cells; sometimes it is tinged with blood. The amount of discharge increases when estrogen levels are heightened. If blood is present, a more serious disorder may be indicated.

It is often a symptom of vaginal infection. Infective causes include candida (candida albicans, also called yeast infection or monilia), trichomonas vaginalis, chlamydia, hemophilus vaginitis, streptococcus, or neisseria gonorrhoea. It can also be caused by staphylococcus; this is the bacteria which will cause toxic shock syndrome when vaginal tampons are used incorrectly. Culture growth of bacteria and examination of discharge under microscope is needed for specific diagnosis.

Other causes include a vitamin B complex deficiency, excessive douching, the use of antibiotics or oral contraceptives, or intestinal worms.

Leukorrhea frequently occurs where there is diabetes or pregnancy.

TREATMENT—

- The infective cause should be determined, and then treated. See articles noted at the bottom of this article.
- Wear white cotton underwear, so air can circulate freely. Keep the area clean and dry.
- To restore natural vaginal flora, douche with 6-8 acidophilus capsules or plain yogurt. Also douche with fresh garlic juice and water.
- Helpful herbs include pau d'arco tea as a natural antibiotic. Drink 3 cups daily.

—See "[Candida](#)," "[Chlamydia](#)," "[Vaginitis](#)," "[Toxic Shock](#)," and "[Douches](#)" for much more information.

ENCOURAGEMENT—Let the peace of God reign in your soul. Then you will have strength to bear all suffering, and you will rejoice that you have grace to endure. God can give you help that no one else can.

TOXIC SHOCK SYNDROME

SYMPTOMS—Sudden onset of the condition: diarrhea, vomiting, headache, confusion, skin rash, and sore throat. There can be rapid deterioration and even death, within 48 hours.

CAUSES—Prevention is far better than treatment. Aside from the name, this is an actual disease. Circumstances has permitted staphylococcus in the system, to produce exotoxins faster than the body defenses can eliminate them.

Young women between 13-32 years of age contract 85% of this disease. In their case, the cause is usually the improper use of vaginal tampons. A single one is kept in place more than 4 hours. This produces an ideal environment for rapid staphylococcus growth with terrible consequences.

A less frequent cause is [food poisoning](#) (which see), caused by poor food handling.

TREATMENT—

- Take this person immediately to the emergency room at the hospital. Do not let them make you wait awhile! The person needs fluids and electrolytes by IV, along with penicillin.

—Also see "[Leukorrhea](#)"

ENCOURAGEMENT—Praise the Lord; talk of His goodness; tell of His power. He is the health of your countenance, your Saviour, and your God.

HYSTERECTOMY

SYMPTOMS—Depression, urinary tract problems, joint pain, headaches, dizziness, insomnia, fatigue, loss of bone mass, and increased likelihood of heart disease.

CAUSES—A hysterectomy is the surgical removal of the uterus, and is done to remove fibroids (30% of the time), endometriosis (20%), or uterine prolapse (18%).

There are three types of hysterectomies, each more complete than the preceding one:

1 - Partial hysterectomy: The uterus is removed, but the cervix and other female reproductive organs remain.

2 - Total hysterectomy: Both the uterus and cervix are removed.

3 - Panhysterectomy: The uterus, fallopian tubes, and ovaries are removed.

There are problems which led to the decision to have a hysterectomy. These may include urinary tract problems, lengthy and heavy periods, a heavy and bloated feeling, abdominal swelling due to fibroids, infertility resulting from fibroids or endometriosis, or reactions to drugs given for endometriosis.

But the problems resulting from a hysterectomy are, if anything, more significant:

The hormones are suddenly stopped. This sends shock waves throughout the entire system.

Lack of those hormones can result in immense bone mass loss, osteoporosis, and greater likelihood of heart disease, depression, urinary tract problems, dizziness, insomnia, headaches, and general fatigue.

Even those women who do not have their ovaries cut out still experience a drastic lessening of estrogen output. In addition, menopause begins years earlier for half the women who are spared their ovaries.

Depression may also occur, and reduced sexual desire frequently does. There is a 50% chance of a minor post-operative complication, such as fever, bleeding, or wound healing. One in a 1,000 die and 10% require a blood transfusion.

It has been estimated that many of the 600,000 hysterectomies performed in America each year are totally unnecessary. No foreign country has even half that per capita amount.

Once the operation has been performed, you are permanently sterile, and it cannot be reversed.

It is often recommended that the ovaries be taken out also, because they might later become cancerous. Yet statistics reveal that ovarian cancer is rare.

It is frequently recommended that a hysterectomy be performed, to eliminate fibroids, since they might be malignant. But modern technology permits them to be examined, by ultrasound, for abnormalities. A myomectomy should be performed to remove problematic fibroids, not a hysterectomy. (Also see "[Fibroids](#).")

Women who have hysterectomies have a higher incidence of cardiovascular disease.

If you decide to have a hysterectomy, ask that a horizontal incision be made, not a vertical one. The scar will thus be less noticeable afterward.

TREATMENT—

- If you have had a hysterectomy, eat a nutritious diet, with vitamin/mineral supplementation. This will reduce the amount of estrogen deprivation, especially if you still have your ovaries.
- If you do use hormonal replacement, take the lowest dosage possible. Ask for a combined hormone containing both estrogen and progesterone. That will help reduce the risk of cancer. Progesterone, not estrogen, is the hormone most needed in replacement therapy.

ENCOURAGEMENT—Keep your thoughts on Christ and the heavenly world, and you will have more strength for the trials of life. Talk His praise and rest in His love.



**ENCYCLOPEDIA
INDEX PAGE**

Section 13

Reproductive

Part 4

Male Pelvic Organs

SPERMATORRHEA—1 (Nocturnal Emission)

SYMPTOMS—Involuntary loss of semen, without orgasm, often while asleep.

CAUSES AND TREATMENT—The male generative organs, the testes, must remain somewhat cooler than body temperature. When they become overheated (by taking a hot tub bath), a release of sperm will be made in the night, since that supply of sperm has become damaged.

If you sleep too warm at night, due to an electric sleeping blanket set on high, the overheated testicles will eject sperm the next day.

Another cause is visual or thought sexual stimulation. A poor diet is another cause.

A low-protein diet, free from the use of eggs may also prove of benefit.

—Also see "[*Spermatorrhea—2.*](#)"

ENCOURAGEMENT—Pray with unshaken faith and trust. The Angel of the covenant, even our Lord Jesus Christ, is the Mediator who secures the acceptance of the prayers of His believing ones. God can give you the help you need.

SPERMATORRHEA—2 (J.H. Kellogg, M.D., Formulas)

BASIC—Graduated cold applications, to improve general conditions.

GENERAL NERVOUS IRRITABILITY—Prolonged Neutral Bath at night.

IRRITABLE PROSTATE, IRRITABLE URETHRA—Prolonged Neutral Sitz Bath, 30-60 minutes, at bedtime; Revulsive Douche to perineum with little pressure; tepid Colonic at 80⁰ F.

RELAXED EJACULATORY DUCTS—Rubbing Cold Sitz Bath; cold or alternate hot and cold Colonic; Cold Douche to feet and legs; Cold percussion Douche to lower spine. Bowels must be kept regular by the Cool Enema, if necessary, and proper diet. An aseptic dietary is essential. Condiments must be strictly avoided.

CAUTION—When losses are frequent or parts irritable, avoid Cold Sitz Baths and prolonged Hot Baths.

—Also see "[Spermatorrhea—1.](#)"

PROSTATE DISORDERS (Prostatitis; Enlarged Prostate, Prostate Hypertrophy; Prostate Cancer)

SYMPTOMS—Pain on urination, frequent urination, urine retention, often a fever. There may be a discharge.

Acute prostatitis: fever, frequent and burning urination, pain between the scrotum and rectum, a feeling of fullness in the bladder, pus or blood in the urine.

Chronic prostatitis: frequent and burning urination, blood in the urine, lower back pain, impotence (inability to copulate).

Gradually, urination becomes still more difficult.

CAUSES—The prostate is a doughnut-shaped male reproductive gland. It is under the urinary bladder, and surrounds the urinary tube (urethra).

Muscles located within the prostate squeeze prostatic fluid into the urethral tract during ejaculation. Most of the semen consists of this fluid, which provides nourishment and protection for the sperm.

There are three primary prostatic problems:

Prostatitis: This is inflammation of the prostate gland, is common in men of all ages, and is the most frequent type of prostate problem.

The inflammation tends to block off the urine flow (urine retention), and this causes bacteria to build up. Sometimes hormonal changes, from aging, may be a contributing factor.

When urine retention results, the bladder becomes distended, weak, tender, and liable to infection. Infection can easily pass up the ureters to the kidneys.

Enlarged prostate: This is also called benign prostatic hypertrophy. It is the gradual enlargement of the prostate, and occurs in half of all men over 50, and three-fourths of men over 70. It is probably the most common infirmity of aging in the human male. More than 500,000 American men are afflicted each year.

It is believed that, with age, testosterone production and levels decrease, and certain other hormones (prolactin and estradiol) increase. This results in more of a powerful form of testosterone, called dihydrotestosterone. This hormone causes an overproduction (hyperplasia) of prostate cells—and that causes the prostate gland to become larger. As it does, it eventually tends to pinch upon the urethra, and interfere with the flow of urine.

As a result, neither the bladder nor kidneys empty fully. This produces pressure which can damage them. Urination becomes more frequent. It flows more slowly, and there may be difficulty in starting and stopping the flow. Sometimes there is blood in the urine.

Here is how to check your own prostate:

The prostate can be felt (palpated) with the gloved finger. If you are going to do this effectively, you would need to examine it monthly. The normal prostate is firm like an orange and about the size of a walnut. You would reach into the rectum, to carry out this examination. The prostate is found at a depth in the rectum that is just comfortably in reach of the index finger. An acute case of enlargement may be hard while a chronic enlargement may be boggy. Tumors, either benign or malignant tend to be irregular and nodular.

Prostatic cancer: An enlarged prostate can become cancerous; but, fortunately, it always proceeds very, very, slowly. So slowly, in fact, that an operation to remove the prostate, because of cancer, is generally not needed. This is because, before the man is likely to die of prostate cancer, he is quite aged and dies of something else first. But, of course, you will want to consult your medical specialist.

The suggestions below are for prostate problems, in general. For more information on home care, in those instances in which cancer is present, see "[Cancer](#)."

Vasectomy, for sterilization, has been linked to prostate disorders and even cancer.

TREATMENT—

- Avoid sexual stimulation without a natural conclusion (an orgasm). Continued stimulation leads to a prolonged engorgement. This is not good for the prostate.
- Avoiding sexual activity entirely is the best way to care for your prostate in the older years.
- Maintain optimal physical and emotional health. Avoid that which is sexually stimulating.
- Regular exercise outdoors in the open air is important. Walking for an hour or two every day is excellent.
- Riding bicycles, motorcycles, or horses may injure the perineum, resulting in congestion of the prostate.
- Avoid exposure to dampness or cold.
- Avoid constipation. This is important.
- Do not sit for hours on padded seats in cold places (such as buses, trains, etc.). Whenever possible, sit on a hard chair. This reduces compression.
- Increase fluid intake, in order to flush the kidneys and bladder of toxins and bacteria.
- Do not let the bladder become too full. Urinate as quickly as possible, when the urge comes. Try to completely empty the bladder each time.
- Do not eat junk food, fried food, caffeine, spices, chocolate, nuts (especially cashews), or drink alcohol or use nicotine.
- Eat a nourishing diet, including vitamin/mineral supplementation, especially zinc.
- The diets of those who have prostate trouble are usually low in essential fatty acids (flaxseed oil and wheat germ oil are the best). Never heat these oils.
- Treat it with zinc (50 mg, three times a day), essential fatty acids (flaxseed oil, 1

teaspoon, three times a day), and a high-fiber diet which includes pumpkin seeds and alfalfa. Vitamin A (as beta-carotene, 300,000 IU a day), vitamin C to bowel tolerance, chlorophyll (as alfalfa), selenium (250 mcg, three times a day), amino acids (alanine, glycine, and glutamic acid; 5 grams each, daily for 90 days), and cranberry juice (2 pints a day).

- Many medicinal drugs, including pilocarpine, irritate the prostate.
- When there is an acute condition, take hot sitz baths daily and add chamomile tea to the water.
- Also helpful is a short cold bath.
- A high charcoal and water enema helps the healing process. Use 1 cup of hot water to 1 teaspoon of powdered charcoal. Allow it to remain as long as possible.
- In order to increase circulation in the area, lay flat on your back on the floor. Then swing one leg across the other till the knee touches the floor and vice versa. Do this as many times as you can, and eventually bring it up to 50 repetitions at a time.
- Helpful herbs include echinacea and goldenseal, for bactericide. Horsetail, combined with hydrangea, helps contract the prostate. Saw palmetto and cayenne are also useful.

—Also see "[Prostatitis](#)" and "[Prostate Cancer](#)."

ENCOURAGEMENT—Cling to God with all your heart, and He will guide you aright. You need His help every moment. Trust and obey His Written Word.

PROSTATITIS (J.H. Kellogg, M.D., Formulas)

BASIC APPLICATIONS—Revulsive Sitz Bath; Hot Colonic; Neutral Sitz Bath, for 30-60 seconds; Cold Mitten Friction.

PAIN—Revulsive Sitz Bath; Fomentation or the Revulsive Douche to perineum, with little pressure; Colonic in chronic cases. Hot Enema, when bowels are constipated.

CHRONIC ENLARGEMENT WITH INDURATION—Good results often follow the use of the

following measures: alternate hot and cold Colonic; Shallow Cold Rubbing Sitz Bath, for 4-8 minutes; cold pelvic pack (Wet Sheet Pack over pelvic area) with Hot Leg Pack; massage of prostate; graduated tonic baths; ice bag to perineum, with Hot Hip and Leg Pack for 15-30 minutes.

CAUTIONS—When pain is present, avoid general cold baths, cold Sitz Baths, Cold Footbaths, and chilling of feet. Absolute sexual continence is essential.

TESTICLE INFLAMMATION, ACUTE (J.H. Kellogg, M.D., Formulas)

BASIC POINTS—Rest in bed; elevation of scrotum upon a tense broad band of cloth, placed about the thighs close to hips; Hot Pelvic Pack or Hot Hip Pack with Cold Compress over genitals, every 3 hours. During intervals, Compress at 60⁰ F. over perineum, genitals, and over stomach, with heat to feet. Tepid Enema, twice daily; Cold Mitten Friction or Cold Towel Rub, twice a day; prolonged Neutral Bath or Neutral Pack to control temperature, if necessary.

TESTICULAR ATROPHY

SYMPTOMS—Progressive wasting and shriveling of the testes.

CAUSES—This condition is not uncommon in aging men. It can also follow an episode of mumps.

Testicular atrophy may result in lessened sexual drive and possible feminization.

TREATMENT—

- Eat a nutritious diet, plus a full range of vitamin/mineral supplementation.
- Take zinc (50 mg, three times a day).
- Helpful herbs include saw palmetto and ginseng.

ENCOURAGEMENT—Jesus says to ask God for the help you need. It is wonderful to be able to call

on God. Do not neglect this privilege. He can do for you that which you can never do for yourself.



**ENCYCLOPEDIA
INDEX PAGE**

Section 14

Birth and Children

Part 1

Fertility

FRIGIDITY

SYMPTOMS—Absence of sexual desire, or an inability to find pleasure, in sexual intercourse.

CAUSES—Frigidity is generally of psychic, not organic, cause. There is guilt, fear, depression, a sense of inferiority or conflict with one's mate. Unfortunate experience and misinformation, received earlier in life, often lays the groundwork for the problem.

However, in some cases the woman may find intercourse painful because of inadequate stimulation, insufficient lubrication, or underlying infection or disease.

TREATMENT—

- Eat eggs fresh from the hen (not those in the stores which have been stored cold), alfalfa, olive oil, pumpkin seeds and other seeds, nuts, soy oil, avocados, and wheat.
- Avoid meat products.
- Vitamin deficiencies can result in lowered estrogen levels and thus poor lubrication. Obtain vitamins B complex and E.
- Helpful herbs include wild yam. This contains a natural steroid which may help. Take it for 2 weeks, stop for 2 weeks, and then back on again.
- Damiana contains alkaloids which, like testosterone, directly stimulates nerves. Place a eyedropperful under your tongue an hour or two before coming together. It may require several days before a desired effect will be noted.

- Extra lubrication may help reduce possible pain.
- Also helpful are gotu kola, Siberian ginseng, saw palmetto, and sarsaparilla.

ENCOURAGEMENT—Songs of praise to God will help you keep up your courage. Trust Him and know that He is the best Friend you can ever have. In His strength you can have the help you need. He will do for you that which is best.

FEMALE STRESS SYNDROME

SYMPTOMS—Allergies, frigidity, infertility, amenorrhea, anorexia, anxiety neurosis, menopausal melancholia, postpartum depression, premenstrual tension.

CAUSES—Women experience many stresses, because they have so many tasks: bearing children and raising them, caring for the husband, working in and around the house, perhaps working outside the home.

Increasing nutritional intake can help meet these stresses.

TREATMENT—

- Fresh fruit and vegetable juice, lots of fresh fruits and vegetables, and whole grains. Flaxseed oil and lecithin are also important.
- Adequate vitamin and mineral supplementation, especially vitamins B complex, A, C, E, selenium, zinc, calcium, magnesium, potassium, and iron.

ENCOURAGEMENT—Do not forget the One who gives you all blessings. God alone can provide for your needs. Trust in Him. He can give you the peace of heart you so much need.

FEMALE INFERTILITY—1 (Female Fertility Problems)

SYMPTOMS—Seeming inability of a woman to become pregnant.

CAUSES—Infertility is generally defined as the failure to conceive after a year or more of regular sexual activity during the time of ovulation. Either the woman or the man may be the cause (see "[Impotence, Male](#)"). Infertility usually means that the problem can be reversed; sterility means that the situation is permanent. An estimated 20% of American couples experience infertility. Determining the exact cause can be difficult.

In general, 60% of couples conceive within 6 months, and 90% within a year. If you both are under 28, and have no reason to think otherwise, you ought to have a baby within a year.

A frequent cause is a deficiency in one or more nutrients.

The problem may be that the woman is not cycling and ovulating properly. If she has less than 20% body fat, she may not.

Other causes include inherited disorders, infections, [venereal disease](#), mishandled abortions, [endometriosis](#), bacterial organisms, drugs, plugged fallopian tubes, emotional trauma, or [frigidity](#) (which see).

If you are producing milk or have male-pattern hair growth on your breasts, upper lip, or chin, you may have a hormonal imbalance.

You or your spouse may have had chlamydia, a sexually transmitted disease which can destroy the fallopian tubes in women and inflame and scar the ductile system in men. Over 4,000 Americans contract this disease yearly.

You may have had pelvic infections, endometriosis, polycystic ovary disease, abdominal or urinary tract surgery, injuries to the perineum, excessively high fevers, the mumps or measles. You may have used an intrauterine device (IUD).

One of you may have been exposed to a harmful chemical, such as lead.

Kidney problems can result in reproductive imbalances. Clean out the kidneys.

In rare instances, women develop antibodies to their partner's sperm.

In some cases, one or the other is only half-hearted about having a baby.

TREATMENT—

- Eat a nourishing diet; be sure to supplement it with sufficient vitamins and minerals and, if necessary, digestive aids. A high-protein diet, essential fatty acids, vitamins A, B complex, zinc, germanium, and CoQ10.
- A deficiency of selenium can lead to infertility in women.
- Vitamin E is very important if you wish to conceive.
- Para-aminobenzoic acid (PABA) is a B vitamin which stimulates the pituitary gland and sometimes restores fertility to a woman.
- Test for food allergies (see "[Pulse Test](#)").
- Avoid white flour, fried, sugar, junk, and caffeine foods. Do not eat animal fats.
- A gluten-free diet has enabled women, who previously were unable to conceive, to become pregnant.
- Stop smoking and do not be around cigarette smoke.
- Avoid caffeine and medicinal drugs. Caffeine can prevent pregnancy from beginning.
- There is the possibility that you have had heavy metal poisoning.
- Women who drink alcohol can prevent implantation of the fertilized egg in their womb.
- Helpful herbs include black cohosh, red clover, yellow dock, wild yam, chamomile, skullcap, dong quai.
- Black cohosh balances hormones, False unicorn, wild yam, and dong quai help increase fertility.
- The use of natural progesterone cream has helped many women become pregnant. An excellent alternative is wild yam, which contains progesterone. Rub it on the abdomen.
- Avoid stress.
- The closer a woman's weight is to the ideal, the more likely she is to conceive.
- Do not exercise too much at that time. It can, in some, cause a skipped ovulation or increase infertility.

- Avoid hot tubs and saunas, for they may cause changes in ovulation.
- Do not douche. It can interfere with vaginal pH. Beware of commercial douches, lubrication agents, and jellies.
- Use egg whites instead of petroleum jelly. Petroleum jelly might kill the sperm; the egg whites may help them in their journey. Only use egg whites during the few days each month when the woman is fertile. Egg whites are pure protein; a study, in Canada, found that it was the best lubricant to use if conception was desired. Take the egg out of the refrigerator earlier, so it will not be cold, and separate the yolk from the white.
- Do not work so hard that you are fatigued. It is well-known that people who go on a vacation trip are more likely to conceive. They have more time to relax and rest up.
- Make sure you time it just right.
- The woman should remain lying down for 20 minutes after ejaculation.
- If a woman has developed antibodies to her husband's sperm, avoid releasing sperm for a month (via a condom, etc.). This should cause the sperm antibodies to decrease.
- There is always risk if you give consent for a physician to do fertility testing inside your body.

—Also see "[Infertility \(Female\)—2](#)" and "[Impotence \(Male\)](#)."

ENCOURAGEMENT—Pray earnestly for help, and God will give you the very blessing that is best for you. Whatever path God chooses is the very best for us.

FEMALE INFERTILITY—2 (J.H. Kellogg, M.D., Formulas)

GENERAL CARE—When not due to organic disease, this may be eliminated by a course of water treatments. A series of graduated cold applications (Tonic Frictions) is most useful. The Cold Rubbing Sitz is highly useful. Remove catarrhal conditions of uterus and vagina and subinvolution by means of hot vaginal irrigation, followed by tonic (cool or cold) Sitz.

MALE IMPOTENCE—1 (Male Fertility Problems)

SYMPTOMS—Inability of a man to produce viable sperm which will unite with an ovum and result in conception.

CAUSES—There are more than 20 million sperm in a teaspoon. The most frequent cause of male infertility is low sperm count or an anatomical abnormality. Sperm factors account for 40% of all cases of infertility.

Factors affecting this include excessive heat to the testes, exposure to toxins or radiation alcohol consumption, endocrine disorders, recent acute illness, or prolonged fever. Any viral illness associated with a fever up to 3 months earlier. Testicular mumps is another cause.

A very common structural damage problem in men is a varicocele. This is a dilated vein of the spermatic duct.

If your sperm count is healthy, a cold or flue probably will affect it. But if sperm count is borderline, an illness might render you infertile for a time.

TREATMENT—

- Obtain an adequate diet, including enough protein, essential fatty acids, and, if necessary, digestive aids.
- Pay special attention to selenium deficiency as a factor in male infertility.
- Strictly adhering to a gluten-free diet has enabled some men, who previously thought they were sterile, to become fathers.
- Do not use anabolic steroids! They can shut down the pituitary gland and throw the body's hormonal system out of balance. Athletes often have fertility problems. Long-time use of steroids can permanently damage the testicles.
- Drinking alcohol reduces sperm count in men.
- Do not overheat the testes. If you do, they will produce sterile sperm for several hours or up to a day afterward. The testes must remain a half degree cooler than your core body

temperature. Fevers to the body, close-fitting underwear, or hot tub baths can cause this.

- Do not have intercourse for several days prior to the special fertile time.
- Tagamet and Zantac, two ulcer medications, decrease sperm counts and may even produce impotence.
- In some cases, sperm count is so low that the only means of fertilization is artificial insemination.
- If a varicocele is the problem, it must be treated by surgery.

—Also see "[Infertility, Female](#)" for additional nutritional and many, many, other factors. Much of that information which applies to the man applies equally to the woman.

—Also see "[Impotence \(Male\)—2](#)" and "[Infertility \(Female\)—1](#)."

ENCOURAGEMENT—Christ could have spent His days in self-seeking and idleness, but He chose to come to earth and die so you could have eternal life. Trust your life to Him, and you will not regret it.

MALE IMPOTENCE—2 (J.H. Kellogg, M.D., Formulas)

GENERAL TREATMENT—Graduated Cold Baths; Cold Douche to spine, especially the lower part; Cold Rubbing Sitz Bath, beginning at 60⁰ F., lowering temperature 5⁰ daily to 60⁰ F.; duration of bath 3-8 minutes and vigorously rubbed, to prevent chilling. If urethral irritation is present, short (2-4 minutes) Revulsive Sitz Bath; Cooling Compress, 5 minutes daily.

—Also see "[Impotence \(Male\)—1](#)."



**ENCYCLOPEDIA
INDEX PAGE**

Section 14

Birth and Children

Part 2

Pregnancy and Childbirth

PREGNANCY RELATED PROBLEMS

SYMPTOMS—A variety of problems can occur during pregnancy—ranging from backache, constipation, stretch marks, and gas, to hemorrhoids, varicose veins, and miscarriage.

INTRODUCTION—Pregnancy is that special 40-week period between conception and birth when the child grows and develops. A weight gain of 20-35 pounds is desirable and, in most cases, is in keeping with good health. But a number of problems can occur. Here are several of them. For more information, see "[Morning Sickness](#)," "[Premature Labor](#)," and "[Miscarriage](#)."

Many of the problems occurring during pregnancy are related to hormonal changes, nutritional needs, or various expansion pressures as the fetus continues to grow.

NUTRITION—Proper nutrition is important. There is a 20% increase of blood volume during pregnancy. This requires additional complete protein.

A healthy diet during this time would include 2 fruits a day, 7 vegetables (including salads, grains, and other worthwhile foods), etc. Complex carbohydrates, best obtained in whole grains, are important.

Complete, vitamin/mineral supplementation is also important.

Vitamin A protects the immune system and avoids eye abnormalities, cleft lip, and cleft palate. Do not let vitamin A intake go over 10,000 IU daily. Excessive intake of vitamin A is linked to cleft palate, heart defects, and other congenital defects. Foods rich in vitamin A may also cause problems. But foods with natural beta-carotene are not harmful. (This is because it is only converted to vitamin A as it is needed.)

All the B complex is important. They help prevent leg, back, and joint pains in the mother during

pregnancy.

Vitamin B₁ (thiamine) prevents stillbirths, low-birth weight babies, and heart disorders. In late pregnancy and post-delivery, B₁ requirements are greatly increased.

Vitamin B₂ (riboflavin) prevents short limbs and cleft palate.

Vitamin B₃ (niacin, niacinamide) prevents irritability, depression, disorientation, fatigue, nervousness, and muscular weakness.

Vitamin B₆ (pyridoxine) prevents several fetal abnormalities, including seizures, cleft lip, and cleft palate. Take 100 mg daily until birth, followed by only 50 mg daily. This is because an excess of B₆ after delivery can hinder the amount of mother's milk produced.

Folic acid prevents anemia and birth defects. It is involved in cell growth and DNA production. But it is vital that this supplementation be started prior to conception. Take 400 mg daily. If there is not enough folic acid in the system during the first six weeks of pregnancy, spina bifida and anencephaly can result. But most women do not know they are pregnant until several weeks after conception has occurred. Therefore it is crucial that you be taking this vitamin regularly.

Vitamin C prevents infections and small babies.

Vitamin D works with calcium, to build strong bones.

All the vitamins are very important, but so are the minerals.

Magnesium helps prevent birth abnormalities and miscarriage.

Calcium prevents weak bones and teeth, premature births, and damaged nerves.

Although phosphorous is important you always get enough in your food. Too much blocks iron and calcium absorption. Soft drinks eliminate calcium. See "[Bones, Strengthening.](#)"

The trace minerals are also important. Nova Scotia dulse and Norwegian kelp are good sources.

Iodine prevents thyroid problems, abnormal development, and certain types of mental retardation.

Zinc prevents dwarfism and limb defects.

Manganese prevents certain brain abnormalities.

Inadequate folic acid, manganese, and zinc (as well as amino acid imbalances) have been linked to mental retardation and deformities in the fetus.

Do not eat junk food of any type. Avoid caffeine, alcohol, tobacco, spicy, fried, or overly processed foods. If possible, avoid all drugs.

SPECIAL NOTES—If at all possible, have your baby by natural childbirth—and with the help of a midwife.

Be sure and breast-feed your baby for at least the first three months, and longer if possible. (see "[Breast-feeding](#).")

Do not use an electric blanket. Studies indicate it may increase risk of miscarriage and problems in development.

Aspirin has been linked to fetal deformities, bleeding, and complications during pregnancy.

Do not use cinnamon in large quantities during pregnancy.

The drug, etretinate (Tegison), is prescribed for psoriasis, and can cause birth defects.

Avoid the following herbs during pregnancy: feverfew, goldenseal, black cohosh, tansy, angelica, bloodroot, celandine, dong quai, Oregon grape, rue, cat's claw, barberry, cottonwood bark, and pennyroyal.

Keep yourself healthy, so you can continue eating an adequate diet. Avoid long fasts, cleansing diets, or strictly limited diets during pregnancy and lactation (see "[Eclampsia](#)").

Do not take anything containing shark cartilage during pregnancy. It reduces production of new blood vessels.

Do not take supplements containing phenylalanine. This is an amino acid which can alter brain growth in the fetus. The sweetener, Aspartame (Equal, NutraSweet), contains high levels of phenylalanine.

A drug prescribed for acne (isotretinoin, under the trade name of Accutane) can cause birth defects.

Avoid mineral oil; it inhibits the absorption of fat-soluble vitamins.

Two medications, used to control seizures, increase by four times the risk of producing a baby with heart

defects. These drugs are phenobarbital and phenytoin (Dilantin).

Drinking large quantities of coffee, cola drinks, or other caffeine sources can result in birth defects.

Certain chemicals in drugs can stunt fetal growth. These include acetaminophen (Tylenol, Datril, and others); antacids (Pepto-Bismol, Alka-Seltzer, Rolaids, Tums, Di-Gel, Maalox, Gelusil); aspirin; cough remedies; cold pills; antihistamines; estrogens; and decongestants.

INDIGESTION—Eat smaller meals and chew your food well. Acidophilus, peppermint tea, ginger, and aloe vera juice will help. Also see "[Indigestion](#)." Do not take baking soda to alleviate indigestion, because the sodium content will increase fluid retention.

ANEMIA—It is important enough that you obtain enough iron, so you can avoid simple anemia. Natural iron herbal formulas, which include yellow dock and dandelion, will build up the blood. Chlorophyll, kelp, dulse, rice bran, whole grains, beans, dried apricots, and green leafy vegetables are other sources. But the very best source of iron is blackstrap molasses.

You should be aware of the fact that bottled iron supplement tablets frequently have the wrong kind of iron in them. Because it is not natural, it can block the absorption of vitamins E and A. Vitamin E is the antiabortion vitamin, and is needed in order to bring a baby to full term. Also see "[Anemia](#)."

CONSTIPATION—Constipation can lead to high blood pressure, water retention, toxemia (toxic blood), and injure both the mother and baby. It can also produce leg cramps, backache fatigue, and varicose veins. Also see "[Constipation](#)."

BACKACHE—The increase in weight and shift in center of gravity can cause problems if the mother does not maintain proper posture and avoid fatigue. The hormone, progesterone, tends to relax the muscles.

Do not wear high-heeled shoes, and do not stay in one position too long (see "[Backache](#)").

DIZZINESS—Especially during the second trimester, blood pressure drops as the uterus presses on major blood vessels.

Do not arise or change positions quickly. Breathe deeper when you sense that you need to do so.

BLEEDING GUMS—The gums tend to swell and become softer because of increased estrogen output. Give your teeth and gums special care, lest bleeding and infection occur.

GAS—Flatulence will tend to occur more frequently during pregnancy than normally. Try to determine which foods are causing the problem. Make sure you are obtaining enough fresh fruit and vegetables.

(Also see "[Bloating](#).")

MOOD CHANGES—Hormonal changes, stress, and nutritional needs affect this. Be sure and obtain enough B complex vitamins. Know that mood changes during pregnancy are normal and generally temporary.

FREQUENT URINATION—Changes in kidney function and uterine expansion frequently cause this. But do not reduce intake of liquids, thinking this will solve the problem!

GROIN PRESSURE—Ligaments near the uterus can kink and spasm, causing a "stitch" on the right side. In later pregnancy, more direct pressure on the groin area can occur.

During a spasm, breathe deeply and bend toward the point of pain. Lay down and rest until the pain leaves. Be sure and maintain adequate daily exercises.

INSOMNIA—This is especially likely during the final weeks of pregnancy. At this time, it is more difficult to sleep comfortably.

Do not sleep until you feel like doing so. Include more B complex vitamins in your diet. (Also see "[Insomnia](#).")

HEARTBURN—The expanding uterus presses on the stomach and causes fluids to push back up into the esophagus.

Do not eat fried, greasy, spicy foods. Avoid baking soda, coffee, alcohol, and antacids.

Do not bend over or lay flat for several hours after a meal.

While in bed, place pillows under or behind your abdomen. (Also see "[Heartburn](#).")

VARICOSE VEINS—These will usually disappear after childbirth. Walk a mile a day, to increase circulation. Change positions frequently, and never cross your legs. Sit with feet elevated. If necessary, wear support hose. Do not wear bands on the legs (see "[Varicose Veins](#)").

HEMORRHOIDS—Constipation and uterine pressure can induce formation of these. Drink more water. Increase intake of roughage, to soften stools. Keep legs elevated on a stool while eliminating. Apply cold witch hazel compresses to help shrink them. (Also see "[Hemorrhoids](#).")

STRETCH MARKS—These are strips (often wave-like) which appear on the abdomen, breasts, buttocks, and thighs. They are pressure marks and do not totally leave, but after childbirth can become difficult to see.

Apply oil, once a day, all over the areas where the marks are likely to appear. The formula includes ½ cup of olive oil, ¼ cup of aloe vera gel, 6 capsules of vitamin E, and 4 capsules of vitamin A. Cut open the capsules, mix it all together, and apply.

LEG CRAMPS—Extra weight on the legs, nutritional deficiencies, and too much salt in the diet can cause this.

Elevate the legs while sleeping, so they are higher than your heart. Do not stand in one place too long. Flex your feet every so often. Take adequate calcium and potassium. Apply a heating pad to the cramping area.

ENCOURAGEMENT—With the eye of faith, with child-like submission, trust your life to God, and He will wonderfully guide you. His promise is, "I will instruct and teach you."

MORNING SICKNESS

SYMPTOMS—Nausea and vomiting by the mother between the sixth and twelfth weeks of pregnancy.

CAUSES—Although called morning sickness, it can occur at any time of the day. Morning sickness is caused by rising progesterone levels, and is quite normal.

Morning sickness is said to be a cleansing of the body, to prepare a clean environment in which the fetus can properly develop.

But about 1 woman in 200 experiences an abnormal amount of vomiting and severe nausea. This can result in acidosis, malnutrition, dehydration, and significant weight loss.

Possible causes of this abnormal condition include drug toxicity, vitamin deficiency (especially of B₆), pancreatitis, bile duct disease, inflammatory bowel disorders.

It can also be caused by the production of high levels of human chorionic gonadotropin, which is a hormone. Cysts in the uterus or multiple pregnancy can be the cause.

Morning sickness generally does not continue beyond the first 13 weeks of pregnancy. If there is persistent vomiting or nausea later, consult with your health-care provider.

At its worst, morning sickness can degenerate into *hyperemesis gravidarum*. In this situation, the mother-to-be has far too much vomiting and nausea; is overly dehydrated; not urinating properly; and cannot keep food, water, and juice down for over a period of 4-6 hours.

This condition can lead to pulse irregularities, electrolyte imbalance, and even kidney and liver damage. Ketones produced, when stored fat is broken down, can damage neurological development in the fetus.

How to avoid this danger? Do not stop eating and drinking fluids, even though you feel nauseated and vomit.

TREATMENT—

- Because morning sickness is caused by rising progesterone levels, you need a complex carbohydrate (or possibly protein) snack upon awakening in the morning. This will relieve much of the nausea.
- Keep crackers or whole-wheat toast near your bed and eat some as soon as you arise in the morning. Pop them in your mouth, chew well, and swallow; then place your feet on the floor.
- It helps to keep some food in the stomach all day long. Eat small and frequent meals, but do not overeat. When needed, snack on whole-grain crackers, possibly with a little nut butter (but not peanut butter).
- Another method is to carry some raw almonds with you, wherever you go. Make sure they are not old and stale.
- Do not go without food or drink even though you feel nauseated and may vomit. You must continue to have both!
- Vitamin B₆ and the entire B complex is important. Essential fatty acids and a complete line of nutritional supplements should be taken.
- Drink lots of fluids: water, fruit or vegetable juice, broth, or certain herbal teas.
- Avoid fried and fatty foods.
- Helpful herbs include dogwood, catnip, dandelion, mint, peppermint, and red raspberry leaf. Ginger is helpful in relieving nausea.

ENCOURAGEMENT—The Lord Jesus came to our world to save those who would come unto Him.

But He can save no one against His will. In Him you can find the rest, courage, and peace of heart that you so much need.

MISCARRIAGE (Spontaneous Abortion)

SYMPTOMS—The fetus is ejected by the body prior to when normal delivery should occur.

CAUSES AND TREATMENT—There can be cervical incompetence, ectopic pregnancy (implantation of the fertilized egg into a fallopian tube), abruptio placentae (placenta separates from the uterine wall), placenta previa (implantation of the placenta over the cervical opening).

Other causes include emotional stress, general malaise, glandular disorders, and pregnancy-induced hypertension.

But a frequent, and often underlying, cause is malnutrition.

TREATMENT—

- There can be deficiencies of vitamins, trace minerals, and/or protein. Vitamin A, folic acid, zinc, and complete amino acids are especially important. Vitamin E is the "antiabortion vitamin."
- Taking iron supplements can block the absorption of vitamin E, resulting in a miscarriage.
- It is vital that the mother-to-be take full vitamin/mineral supplementation, eat sufficient amounts of good nourishing food, and avoid junk food of all types.
- Ignore the advice that you should eat what ever you want. If it is junk food, do not eat it! If it is real food and you crave it, then eat it.
- Getting enough minerals in your diet will help you avoid a craving for sweets, chocolate, etc. The cravings come because not enough vitamins, minerals, and complete proteins are being consumed.
- There can also be malabsorption syndromes, such as celiac disease. Do [pulse tests](#) (which see) to identify offending foods.

- If you have had an earlier miscarriage, in order prevent another one, start on a fully nourishing diet six months before planned conception.
- Helpful herbs include cramp bark and alfalfa.

ENCOURAGEMENT—Jesus understands. Go to Him and give Him all your heart. Trust your future to Him, and He will wonderfully guide.

PREMATURE LABOR

SYMPTOMS—The baby is born a number of weeks ahead of schedule.

CAUSES AND PREVENTION—Premature labor is the onset of rhythmic uterine contractions prior to fetal maturity, and is most likely to occur between the 20th and 37th weeks. About 5%-10% of infant deaths are premature.

For possible causes and prevention, read "[Miscarriage](#)." It may avert this possibility.

ENCOURAGEMENT—The closer we are to God, the happier we are. Take time with Him in prayer. Lay out before Him all your trials and sorrows, and He can provide the answers you need.

CHILDBIRTH

TOPIC—A few helpful facts about when you give birth to your child.

TO MAKE LABOR EASIER—Take training classes, to help you relax during contractions, to reduce pains, help train the coach to assist, and how to recognize potential problems.

Helpful herbs include blue cohosh and corn ergot.

TO STOP POST-PARTUM HEMORRHAGE—Raspberry tea can be used to stop post-partum

hemorrhage. Give it either orally or intramuscularly).

TO STOP AFTER-BIRTH PAINS—Wild yam, cramp bark, and black haw are specific herbs which help reduce after-birth pains and cramping throughout the pelvic area. Hot fomentations over the area, after a warming liniment has been rubbed into the skin, is useful.

Warm whole baths help the pain subside. Make sure the bathtub is sterile beforehand.

Fast on vegetable juices and broths until the pains are gone.

Once the pain is relieved, apply a castor oil pack for an hour.

ENCOURAGEMENT—Let God's Word, the Bible, be a lamp to your feet and a light to your path. In Him you can find the help you need.

PRE-ECLAMPSIA; ECLAMPSIA (Pregnancy Toxemia)

SYMPTOMS—*Pre-eclampsia*: Sudden weight gain, high blood pressure, albuminuria, headaches, dizziness, spots before the eyes, epigastric pain, edema (swelling) of the legs and feet.

Eclampsia: Symptoms of pre-eclampsia, plus convulsions and coma. The convulsions begin with fixation of the eyeballs, rolling of the eyes, twitchings of the face, arms, and hands. Then coma with temperature at 103°-104° F. The person can die in the coma.

CAUSES—Beginning about the turn of the century, physicians have sometimes prescribed women to keep their weight down in order to have smaller babies (which are easier for the doctor to deliver).

But such arbitrarily restricted diets—low in protein, salt, and water—can lead to serious consequences.

The sudden weight gain occurs because of fluid retention, due to low blood protein, high blood pressure, and albuminuria.

If pre-eclampsia is not treated properly, then it develops into eclampsia—an even worse form of the disorder.

Both forms of this disorder occur after the 20th week of pregnancy. The orthodox treatment is to place the woman in the hospital, wait until convulsions occur, and then give her barbiturates. But what she

needs is nourishing food.

Diet, blood pressure, and weight must be watched—but proper nutrition and fluid intake is most important.

TREATMENT—

- A balanced high-protein diet. Do not restrict salt. Take seaweed products for trace minerals, also a full vitamin/mineral supplement. (See "[Pregnancy-related Problems](#)" for a detailed list of nutritional needs.)
- Take B₆ (100 mg daily until birth, then only 50 mg daily) and 10-12 glasses of water or fruit juice a day, especially in the hot months.

ENCOURAGEMENT—The old song says, "Trust and obey, for there is no other way, to be happy in Jesus, but to trust and obey." And how very true that is.

BREAST-FEEDING; INFANT FEEDING (Lactation; Nursing)

TOPIC—Helpful suggestions on nursing your child. Try to nurse him for 9 months, if at all possible.

NUTRITION—Breast-fed babies are less susceptible to SIDS. In addition, they have less allergies, respiratory diseases, hypoglycemia, obesity, and gastroenteritis. In addition, both mother and child are happier and bond together better. The infant has better health and adapts much better to later physical and emotional situations which develop.

A high-calcium diet is very important in maintaining a good milk supply. (See "[Bones, Strengthening](#)" for lots of information on obtaining enough calcium.) Be sure and get enough sunshine for vitamin D.

A high-protein diet is also very important. Take B complex, plus all the other vitamins and minerals, along with a sizeable amount of brewer's yeast at every meal. You tend to have to stuff yourself on yeast and calcium foods in order to have enough milk for your baby.

Keep yourself healthy, so you can continue eating an adequate diet. Avoid long fasts, cleansing diets, or strictly limited diets during lactation.

Keep your bowels open, and clean with high-fiber foods.

Drink lots of lemon juice.

Avoid sage tea, for it dries up the milk.

Avoid mental depression, violent exercise, beans, onions, and cabbage. They upset the baby.

Do not smoke while nursing! Avoid caffeine, liquor, junk food, fried food, and drugs.

Be happy, rest often, and pray that God will help you raise a child who is dedicated to Him.

To increase milk supply, helpful herbs include milkweed, caraway, goat's rue, and fenugreek.

To reduce milk supply (or the pain of breast engorgement), the herb, goldenrod, is helpful.

For sore nipples, use sunshine or the light of a light bulb close enough to feel warm but not burn.

From the beginning, give the baby a little water, gradually increasing the amount. Give tomato juice, starting with a half teaspoonful at about the age of one month. At 3 months, begin a little blended food. By 9 months, the baby should be eating a variety of carefully prepared natural foods.

When the baby is six months old, dilute 4 teaspoons of whole-wheat flakes in boiling water till entirely dissolved, put through a fine sieve, and add to the baby's bottle (if you are giving him a bottle by then). A little powdered oatmeal can also be added.

When the first teeth appear, begin feeding wholesome simple foods in puree form, such as greens, vegetables, fruit juices, and gruels.

Do not give the infant cane sugar in any form. This can lead to fever and various ailments. Use malt sugar. Do not give infants honey or orange juice.

Do not give the infant meat!

Feeding an infant meat, cane sugar, white-flour products, candies, or soft drinks causes him to lose his taste for simple, natural foods; and is responsible for rickets, scurvy, tonsil trouble, night terrors, anemia, and convulsions.

BREAST-FEEDING—There are certain principles which, if followed, will avoid sore, fissured, and possibly infected nipples.

Try to wash your hands before handling your breasts.

Position the baby properly. His entire body should face you. His buttocks should be in one hand, and his head in the bend of your elbow.

The other hand is under the breast, with all four fingers supporting it. But do not place your fingers on the areola (the darker area around the nipple).

(If—if—your hands are clean, you can rub the nipple lightly to firm it. Pinching it lightly flattens the nipple, to fit his mouth better.)

Do not try to toughen your nipples by vigorously rubbing them. This can damage them.

As you tickle the baby's lower lip with your nipple, his mouth will open wide. When it is open wide, pull his body in quickly. His mouth should fix on the areola, and the nipple should be deep in his throat. At least an inch of the areola should be in his mouth. In this way, there is no movement of the nipple as the infant sucks.

If you feel pain, do not delay, but immediately use your finger to break the suction and reposition him. Place a finger inside the corner of the infant's mouth to allow air to enter and break the vacuum.

La Leche says that 95% of the nipple soreness problems are caused by the way the baby sucks, and can be corrected.

Leave him on a breast as long as he is sucking effectively (swallowing every suck or two). If he begins pausing, burp him, wake him, switch sides, and let him nurse as long as he wants. Feeding time is usually 20-30 minutes.

(But, for the first few days, it may be necessary to limit feeding periods to 5 minutes on each breast, before rotating to the other. It is very important that you work with the baby properly, so that you avoid fissures developing on, or near, the nipple.)

Do not let him remain on the breast after he has finished actively feeding. (See "[Mastitis](#)" for reasons for many of these precautions.)

The next time you start, begin on the breast you ended with previously. Always have him nurse on both sides.

You will find that the baby will want to nurse often—frequently 8-12 times a day in the early weeks. God designed that these frequent feedings would bond the infant to his mother.

Break the suction of the infant's mouth on the breast by inserting a finger into the corner of his mouth, not just pulling the nipple out of his mouth.

After feeding, empty the breasts manually or with a breast pump until supply and demand reach an equilibrium.

Air-dry the breasts after each feeding, before covering them. (Exposing the breasts to the air for 20 minutes at a time, two or three times a day, is helpful.) A 40-watt bulb can be placed near them for 15 minutes at a time. Never use breast pads that might retain moisture (especially those with plastic in them). Do not wear bras with plastic liners. If needed, place a folded handkerchief there.

Nipple cleanliness is important, but never use soap on the nipples; it dries them out. The milk contains its own oil and also a self-cleaning antiseptic. Leave a little on at the end of each feeding, to lubricate and soften the nipple.

Baby saliva contains an enzyme which softens the skin. So, if possible, wash the nipples with clean water. (Water or alcohol applied to the nipple will toughen the skin and assist in preventing sore nipples.) Or, better yet, place some mother's milk on them.

If a nipple becomes sore, put a little milk on it. The nipples should be checked daily; and, if they are sore or cracked, treatment should begin promptly; do not wait. (See "[Mastitis](#).")

Clothing worn next to the breast should always be soft and non-irritating. Cotton is generally best.

Avoid plugged ducts. Binding clothes, fatigue, or prolonged periods without nursing can cause them. If not dealt with promptly, infection can begin. A place on the breast will feel hard and painful to the touch. Get rid of it by massaging the breast, starting at the chest wall and working down with a circular motion. It is important that you let the baby nurse on that side frequently. The sucking clears out the duct better than anything else, generally within 24 hours.

Feed the baby before the breasts become too full; the infant has difficulty grasping the breast. Stasis of milk (when it is not flowing on out, but remaining in the breast too long) helps lead to mastitis.

If the baby is fed before he is hungry, he will not suck the nipple too vigorously. Never allow him to chew the nipple.

If the nipples become sore, place some cold grocery-store tea (containing tannic acid) on a folded tissue and lay it on the area for 20 minutes; then dry and expose it to air for 20 minutes. Rinse it before the next nursing. The tannic acid will promote healing.

Poultices of comfrey root or leaf may be used for sore nipples.

If a nipple is cracked, pierce a vitamin E capsule and apply the oil just after nursing. Do not use very much.

If the baby is not taking as much milk as you are producing, and you are getting too full, apply hot, wet, compresses to the breast. This will open up the ducts and increases the flow. Then nurse the baby more often and longer. Drink more fluids, so you can urinate every hour.

—Also see "[Mastitis](#)." That article will also explain prebirth preparation of the nipples.

ENCOURAGEMENT—Only the love that flows from the heart of Christ can heal. Only He can restore the wounded soul. Submit your life to Him every day and obey His Written Word, and you will find the help you need.

MASTITIS

SYMPTOMS—Breast inflammation: redness, pain, fever, inflammation, chills, hard swelling, malaise, headache, and possibly swollen cervical and/or axillary lymph nodes.

CAUSES—Mastitis generally occurs between the fifth day after childbirth to the second or third week—and especially occurs to mothers nursing their first baby. Usually limited to one breast, it must be treated promptly or an abscess may develop. But treatment must be started within 12-18 hours after the first symptoms are noted.

The breast and milk duct system has been invaded by staphylococci invading a fissured or cracked nipple.

Causes include shallow grip on the nipple by the infant (see "[Breast-feeding](#)"), incomplete emptying during each feeding, blocked duct, poor nipple care and hygiene, irritating clothing, engorged breast because of trying to wean the child off milk, irritating clothing, or lack of proper nipple preparation prior to lactation. See "[Breast Feeding](#)" for proper routines.

Breast engorgement results from incomplete emptying each time. There can be excessive sucking by the infant—if he is not properly positioned on the nipple (see "[Breast-feeding](#)").

TREATMENT—

- Do not stop nursing the baby because you have mastitis! The milk is not infected, the baby needs it, and you must keep giving it for months to come. The milk gives the baby valuable antibodies. If you stop nursing, the mastitis could more easily lead to an abscess in the breast.
- Go to bed, drink lots of clear fluids, and nurse more frequently.
- Alternate hot and cold compresses are often all the treatment required. Apply a hot compress for 3 minutes, then cold for 30 seconds. Do this 3 times, and repeat the series 2-3 times each day.
- Sometimes a continuous cold application is preferred. If so, give a hot footbath at the same time.
- Nurse the affected breast twice as often, but for shorter periods of time. Try to keep it emptied. Let no one tell you that you should stop nursing if you have mastitis! Keep nursing; you will recover more quickly and the baby will not be injured.
- Obtain plenty of rest, including frequent rest periods throughout the day.

PREVENTION—The article, "[Breast-feeding](#)," contains many important points.

Prevention of mastitis begins prior to childbirth. For 2-3 months, the mother-to-be must get her nipples ready for lactation. She should massage the nipples daily with chickweed ointment. Vitamin E may also be used. Perform the "nipple pull" several times each day during a shower.

During breast-feeding, position the baby right. Place the baby on breast correctly, emptying the breast fully, and break suction properly. This should be followed by emptying the breast with a hand pump, if necessary. Nipple cleanliness is also important. Proper clothing should be worn. All this and more is explained in "[Breast-feeding](#)."

— Also see "[Fibrocystic Breast Disease](#)."

ENCOURAGEMENT—There are many whose hearts are aching under a load of care. Go to God with your trials and problems, and find in Him the solutions you so much seek.



**ENCYCLOPEDIA
INDEX PAGE**

Section 14

Birth and Children

Part 3

Birth Defects

BIRTH DEFECTS

SYMPTOMS—A variety of partially, or wholly, incapacitating physical or mental defects which are present at birth.

CAUSES—More than 90% of birth defects are the result of preconception and early pregnancy malnutrition of the mother. Such defects include cleft palates, cleft lips, heart defects, limb defects, spina bifida, cystic fibrosis, muscular dystrophy, heart defects, brain defect, fetal hernia.

All of the above diseases have been eliminated from valuable livestock by the veterinary profession. They have done this by giving the animals excellent nutrition.

It is well-known that bearing a child after the age of 40 can cause problems. But teenagers have a greater percentage of children with birth defects than do women over 40, because of their general poor eating habits and lack of vitamin/mineral supplementation. Many young people today live on junk food and have damaged offspring as a result.

As an example, let us consider [cystic fibrosis](#); it is a type of adrenal damage). It is classified as the "most common genetic defect"; yet, in reality, cystic fibrosis is a selenium and fatty acid deficiency in the fetus and/or newborn breast-fed infant. If the mother has celiac disease, this can impede her absorption of essential nutrients, especially selenium, even more.

In 1958, Dr. Kaus Schwartz reported in the NIH publication, *Federal Proceedings*, that selenium was an essential nutrient. The deficiency symptoms he reported all fit cystic fibrosis. But no one paid attention.

In 1972, Cornell University found that chicks hatched from selenium deficient hens developed all the classical symptoms of cystic fibrosis of the pancreas. But they too did not connect the finding to selenium.

But they also discovered that, if selenium was given to the chicks within 30 days after hatching, they were totally cured within 21 days.

In 1978, J.D. Wallach, a veterinarian researcher, identified this problem in animals and birds as being "cystic fibrosis." But, when other researchers agreed with his findings, Wallach was fired within 24 hours from his government research laboratory.

Since that date, Wallach has treated over 450 CF patients with excellent results. He has cured three-month-old infants of the disorder. Wallach later did joint research with the Chinese Government in their hospitals, and helped thousands of their people.

Yet, in America, the people are told CF is a "genetic defect" and nothing can be done, except expensive and time-consuming rehabilitation programs.

Dr. Arthur F. Coco, inventor of the pulse test, made this statement:

"I am a realist. As long as the profit is in the treatment of symptoms rather than a search for causes, that's where the medical profession will go for its harvest."

It is true that radiation is another cause of birth defects, yet only .1% of birth defects result from X rays, etc. Most pregnant women realize that they should avoid them.

What is the solution to the problem? *It is to give women a good nourishing diet. But it must begin a couple years before conception!*

Prevention of birth defects requires more than "prenatal" vitamins after the second month of pregnancy, when the physician gives his pronouncement, "You are pregnant." By that time, the embryo has formed all organs and tissues—for better or worse! Proper supplementation of vitamins and minerals, nourishing food, and avoidance of tobacco, alcohol, caffeine, drugs, and junk food must have had its effect on the mother's body—before conception took place!

Do a home pregnancy test as soon as you suspicion the possibility, and immediately begin eating nourishing food and taking supplements.

—A sample of such a birth defect is "[Cerebral Palsy](#)." Also see "[Cystic Fibrosis](#)."

ENCOURAGEMENT—Faith is needed in the world today, faith that will lay hold on the promises of God's Word and refuse to let go until Heaven hears.

CEREBRAL PALSY

SYMPTOMS—A form of paralysis caused by a prenatal brain defect, characterized by involuntary motions and difficulty in control of the voluntary muscles.

CAUSES—The cause of this disorder, which affects the fine motor coordination of the body, is a deficiency of zinc and B₆ in the mother's diet prior to, and during, the formation of the brain of the fetus. It is possible that [celiac disease](#) (which see) was a factor in inducing this deficiency.

There is, at this time, no known treatment.

—Also see "[Birth Defects](#)."

ENCOURAGEMENT—Let the afflictions which pain us so grievously draw us closer to God. Find in Him the help that you need.

DOWN SYNDROME (Mongolism)

SYMPTOMS—Slow physical development, moderate to severe mental retardation, and facial features which are somewhat flattened. Ears are set low, tongue is large and furrowed, hands are broad and short—and have a single (simian) crease across the palm.

CAUSES—Also called *trisomy 21*, Down syndrome occurs during fetal development, but is not inherited. The problem is an extra 21st chromosome. It occurs in 1 out of 700 live births. People with Down syndrome can, with care, live to old age, but they are prone to pneumonia and other lung diseases.

TREATMENT—

- There are several new methods that have been developed for helping children with this problem. The result can be a lengthening of life and an increase of mental ability.
- Details are extensive, but here are the places to contact to learn more about this. You can obtain real help from them:

- Nutri-Chem Labs, 1303 Richmond Road, Ottawa, Ontario K2B 764, Canada / 613-820-9065 or 613-829-2226. Ask about MSBPlus formula and anything else they have for Down syndrome.
- Warner House, 1023 East Chapman Avenue, Fullerton CA 92631 / 714-441-2600.
- The Registrar, Institutes for the Achievement of Human Potential, 8801 Stenton Avenue, Philadelphia, PA 19118 / 800-736-4663.

ENCOURAGEMENT—Rejoice that Jesus is soon to return and all the problems of life will be past. Then all who love God and, by faith in Christ, obey His Word will be with Him forever.



**ENCYCLOPEDIA
INDEX PAGE**

Section 14

Birth and Children

Part 4

Infant Problems

DIAPER RASH (Ammoniacal Dermatitis)

SYMPTOMS—A reddish rash affecting the diaper region, with or without secondary infection by fungus or bacteria. Redness, tenderness, thickening of skin, inflammation. If secondary yeast infection appears, the skin will be bright red with well-defined borders, frequently with distinct red papules.

CAUSES—About 50% go away within a day. The rest can last 10 days or longer.

Breast-fed babies have less diaper rash, and this resistance continues long after the baby has been weaned.

When diaper rash is more prominent later, a food allergy may be the cause.

TREATMENT—

- Give air to that region. Take the diaper off and lay him chest down, with his face turned to one side, on towels underlaid with a waterproof sheet. Keeping an eye on him, leave him that way for as long as practicable. But if you do not watch him, you will regret the results.
- Keep the child bare and exposed to air and sunlight as much as the climate will permit.
- Change the diaper frequently; wash the area with cool water and gently dab dry, using a soft cotton diaper.
- (Use corn starch as a drying agent; never use talcum powder! It is a powdered rock dust, and can cause cancer in anyone (infant or adult) that uses it.)

- Expose the infant to small daily doses of sunlight or ultraviolet light. Be careful not to burn him. No ocean bathing until the rash is gone. But fresh pool water or rainwater is okay.
- The new super-absorbent diapers greatly help solve the problem. They reduce skin wetness.
- Try blow-drying the baby before re-diapering him.
- Adding vinegar to the final rinse when washing diapers will help reduce the pH of the cloth. Add 1 ounce of vinegar to 1 gallon of water during the final rinse.
- Giving 2-3 ounces of cranberry juice to older infants will make urine pH slightly more acid. This helps reduce irritation.

ENCOURAGEMENT—Even though the majority may choose the wrong, yet you can choose the right. Stay on God's side of the battle, and you will have victory.

CRADLE CAP (Infantile Seborrheic Dermatitis)

SYMPTOMS—Thin, whitish, flaky scales. Or thick, yellow, greasy crusts. Sometimes it spreads to the eyelids, external ear canal, and nose.

CAUSES—Cradle cap is the most common scalp disorder of infants. About 50% have it at some time. There is an overproduction of sebum, a waxy oil substance that may plug the sebaceous glands, leading to inflammation and acne formation. The entire scalp can become covered with a thick mat of sebum and dead skin cells.

Possible causes include food allergies. Of 187 infants which had it, in later years 67% later had an allergy (whereas 20% have allergies in the general population).

The problem most frequently develops within the first 3 months and usually 3-4 weeks after introduction of a new food. When that food was withdrawn, cradle cap cleared up. Most likely to cause problems: milk, wheat, eggs, oranges, beans, peas, and sometimes oatmeal.

A deficiency of vitamin B₆ and zinc may be involved.

TREATMENT—

- Gently remove the crusts. Shampoo 2-4 times a week with a mild soap. Massage the scalp gently, but firmly enough to remove the flakes. Do not break the inflamed skin underneath.
- Massage vegetable oil into still-adhering flake areas; let set for a few minutes, then shampoo it off.
- Repeat 1-3 times a week until the condition is gone.
- Include vitamin B₆ (10-25 mg daily) and zinc (15-25 mg daily) in the infant's diet. Check for food allergies (see "[Pulse Test](#)").

ENCOURAGEMENT—There is an ornament that will never perish, that will promote the happiness of all around us in this life, and will shine with undimmed luster in the immortal future. It is the adorning of a meek and quiet spirit.

COLIC IN INFANTS (Infant Colic)

SYMPTOMS—Stomach or intestinal pain in an infant. There is abdominal pain, distension, insomnia, extreme fretfulness, or hysteria. The child cries out, pulls the knees up to the stomach, and has a distended stomach.

CAUSES AND TREATMENT—

- Abnormal amounts of gas are passing upward or downward, and this is causing pain.
- You can immediately give the infant warm catnip tea in a bottle. A catnip tea enema will also help. Crying spells occur at regular intervals; so, if a very warm bath is given an hour before an expected attack, it may be prevented. Have catnip tea on hand to use in an emergency.
- In addition, a hot footbath or hot fomentation over the abdomen will relieve the baby.
- If the baby is totally breast-fed, the cause is in the mother's diet. Any food the mother

may eat may, through her milk, causes the baby to suffer infant colic; onions, cabbage, garlic, wheat, yeast, broccoli, and Brussels sprouts are common offenders. Another major cause is fried food, junk food, refined food, and all types of confused food combinations. Both the mother and the child need a good diet.

- Colic in a formula-fed infant points to the food given to the child. It may be the milk, wheat, soy, or sugar in the formula. If possible, substitute vitamin-enriched goat's milk. Also try to have the mother begin breast-feeding the baby. Even if she did not begin doing it after delivery, she can, with some effort, get the flow started later. This is done by frequent attempts to feed the baby over several months.
- If the infant is bottle-fed, for added nourishment at this time you might pour boiling water over wheat flakes, to dissolve them; put them through a sieve; and add soybean milk, to bring it to a desired consistency. Potassium broth and oatmeal gruel are also helpful.
- If colic develops after weaning has begun, the new food is the problem. The infant must be given proper foods and only one new food should be added at a time, so the infant can be carefully monitored for colic, rashes, or other reactions.
- Wheat and dairy products are especially suspect. When in doubt, eliminate them first. Wheat and other grains are often introduced far too early. But this can cause the child to later develop celiac disease, which will affect him throughout life (see "[Celiac Disease](#)"). The infant does not have the digestive enzymes to handle grains until 5-6 months. Let grains be one of the last foods introduced, and do not give yeast bread until after a year old.
- Give fresh, boiled, goat's milk; it is far less of a problem.
- Keep diet diaries and do pulse testing, to ascertain offending foods (see "[Pulse Test](#)").
- It may help to give pancreatic enzymes (75-200 mg three times a day) before meals (enzymes may be constipating), flaxseed oil (1-2 drops) after each meal, and vitamin B₆ (10 mg twice a day).

—Also see "[Colic in Children](#)."

ENCOURAGEMENT—Speak words of hope and good cheer, and you will encourage all about you in the pathway of life. Ask God to help you be a blessing to others.

DIARRHEA IN INFANTS

SYMPTOMS—The infant has diarrhea.

CAUSES—You will want to try to find possible causes. Each time it happens, take note of what happened that was special or different. Was a new food added? Was the daily scheduling different? Was there stress?

TREATMENT—

- Diarrhea in infants can be checked by the use of thin rice or barley water. For an older child, use oatmeal gruel. This should be given until the looseness is checked.

ENCOURAGEMENT—The plan of salvation, as revealed in the Bible, opens up a way for you to go to heaven. Do all you can to take that path. Work to save your family.

CRIES OFTEN, INFANT

SYMPTOMS—The infant cries often.

CAUSES AND TREATMENT—

- This is often due to a deficiency of B complex vitamins. But he could also be lacking other important nutrients, including vitamins and minerals.
- Undue stress in the home could be another problem.
- Lack of sleep, fatigue, or constipation may be involved.
- Helpful herbs include hops and skullcap.

ENCOURAGEMENT—In the heart of Jesus there was perfect peace. Trusting in Him, you can have that peace also.

TEETHING

SYMPTOMS—The baby's gums become swollen and tender, and he becomes irritable and restless. Teething has begun!

CAUSES—An infant's teeth begin developing months before birth. In fact, the buds begin appearing in the fetus by the fifth or sixth week of pregnancy!

All 20 teeth will begin coming through over two and a half years following birth, beginning about 4-8 months of age.

TREATMENT—

- Massage the baby's gums, beginning before the teeth appear. Wrap a piece of clean gauze around your finger, and rub the gums gently. This removes bacteria and gets him used to having your finger in his mouth.
- Place teething rings in the refrigerator and then, when cold, give them to him to mouth. This feels good on the gums. If the baby is 6 months or more old, a clean, cold, washcloth does well.
- Wrap a piece of cold apple in a wet child-size washcloth, and let the infant mash on it to help his gums.

ENCOURAGEMENT—True happiness is found in surrendering to Christ, and, by His grace, obeying His Ten Commandment law.

NEONATAL JAUNDICE

SYMPTOMS—A yellowing of the skin is seen in the infant, appearing first in the upper body and progressing downward toward the toes. In the full-term normal baby, it is first seen about the third day; and, by the fifth day, it is disappearing. In a pre-term infant, jaundice may appear later, but last longer.

CAUSES—Jaundice is probably the most common disorder in newborn babies. Old blood is broken down, by the liver, into bilirubin, a yellowish pigment. But when too much is made, the excess is dumped into the bloodstream and is deposited in tissues for temporary storage. About a fifth of infants have this, to one extent or another.

"Breast milk jaundice" occurs in about 3% of infants. Peak levels of bilirubin do not occur until the tenth or fifteenth day, and may not return to normal for 12 weeks. But do not stop breast-feeding during this time.

If the baby has prolonged jaundice, have a thyroid check done; he might have a tendency toward [hypothyroidism](#) (which see).

Certain drugs given to the mother during pregnancy, labor, delivery, and breast-feeding can lead to neonatal jaundice. This includes sulfonamides, hydrocortisone, Valium, Orinase, Gentamicin, thiazide diuretics, and oral contraceptives.

TREATMENT—

- If the baby is breast-fed more frequently, the bowel movements will carry bilirubin out of the body faster. One research team found that the 3-4 hour feedings, recommended by many hospitals, is incorrect; the feedings should be every 2 hours, in order to reduce bilirubin levels.
- Activated charcoal is very helpful in lowering bilirubin levels. Stir 2-3 teaspoons powdered charcoal into a little water, and give with a nipple. Beginning at 4 hours of age, give it every two hours, for 120 hours in normal newborns, 168 hours in premature infants or until bilirubin levels fall.
- Exposure to sunlight helps reduce bilirubin levels. It can fall on the infant a little through the window or he can be taken outside. Do not let direct sunlight enter his eyes, but let it fall on as much bare skin as possible. Of course, be careful and do not sunburn him.

ENCOURAGEMENT—By yielding your life to Christ, you can experience a peace and contentment which will make life a joy rather than a burden.

INFANTILE CONVULSIONS (J.H. Kellogg, M.D., Formulas)

BASIC ASPECTS—Regulate diet, withholding meats and all indigestibles. Avoid cow's milk if curds are present in the stools. Daily Cold Bath, Wet Hand Rub, or Cold Towel Rub.

GENERAL CARE—When due to autointoxication from intestinal irritation, give a large Hot Enema. For immediate relief, Hot Blanket Pack; Warm Bath, at 95⁰-98⁰ F., for 1-2 minutes. If not quickly relieved, remove from bath and employ Cold Pail Pour to head and spine. Alternate Hot and Cold Pail Pour, if necessary. Apply Hot Abdominal Pack, changing every 4 hours.

CHOLERA INFANTUM (Gastro-intestinal Catarrh in Children) (J.H. Kellogg, M.D., Formulas)

GASTRO-INTESTINAL CATARRH IN CHILDREN (ACUTE), CHOLERA INFANTUM
BASIC FACTORS—Withdraw all food; Hot Blanket Pack till skin is reddened, follow by Cold Mitten Friction or Cold Wet Hand Rub. If his temperature is high, apply a Heating Wet Sheet Pack. Repeat if necessary. Rest in bed.

PERSISTENT VOMITING—Ice Bag to stomach.

FREQUENT BOWEL MOVEMENTS—Hot Enema at 105⁰- 110⁰ F. after every movement; Fomentation to abdomen every 3 hours, followed by Heating Compress, changing every 20 minutes.

PAIN IN ABDOMEN—Revulsive Compress over abdomen for 15-20 minutes every hour or two.

COLLAPSE—Hot Blanket Pack until warm, followed by Prolonged Neutral Bath at 92⁰-95⁰ F.; Hot water drinking; large Warm Enema.

—Also see "[*Cholera*](#),"

SUDDEN INFANT DEATH SYNDROME (SIDS)

SYMPTOMS—The infant suddenly dies.

CAUSES—There is no advance warning or symptom. That is what it is called "sudden infant death syndrome." The central nervous system is affected, which in turn suppresses the involuntary act of breathing.

Each year, in the United States, there are 10,000 deaths from this problem. SIDS primarily occurs in the winter, primarily to underweight babies from poor families, and the mothers are generally under 20.

Several possible causes have been traced:

There may be high blood levels of the toxic mineral, lead. It has been reported that there are high levels of lead in infants who die of SIDS.

Suffocation may be the cause. It has been found that infants who were laid on their stomachs, to go to sleep, are much more likely to suddenly die than infants who are laid on their backs.

Breast-fed babies are less susceptible to SIDS. In addition, they have less allergies, respiratory diseases, hypoglycemia, obesity, and gastroenteritis.

It is now known that SIDS can be caused by the pertussis vaccine, which is given to infants at 2, 4, and 6 months of age.

TREATMENT—

- Give careful attention to each of the above factors.
- Both the mother and child should receive nourishing food. If the infant is breast-fed, the mother's diet should be excellent; if the baby is bottle-fed, then, if possible, fresh boiled goat's milk should be used. Mothers should nurse their babies, if at all possible.
- Locate allergenic foods and eliminate them.
- The mother should avoid chemicals, drugs, and junk food during and after pregnancy. Even aspirin is not good (it interferes with blood clotting, and could damage the fetus).
- Do not use caffeine, alcohol, or tobacco; they harm the unborn child, so it does not develop properly.

ENCOURAGEMENT—Heaven is very near to those who suffer for righteousness' sake. Christ identifies His interests with the interests of His faithful ones. Be His little child, and He will care for you.



**ENCYCLOPEDIA
INDEX PAGE**

Section 14

Birth and Children

Part 5

Childhood Problems

BED-WETTING—1 (Enuresis)

SYMPTOMS—A child continues to wet the bed.

CAUSES—Bed wetters tend to have a small bladder capacity; this makes it difficult for them to go through the night without voiding. They also tend to urinate more frequently during the day.

Here are the frequency statistics: 50% wet by the age of 2; 10-15% by 4; 4% at 12. Boys do it more frequently than girls, but girls can develop urinary tract infections from it.

A primary cause of bed-wetting is allergy. Their parents are more likely to have hives, hay fever, urinary tract infection, food allergies, or drug allergies.

Food allergies in the children are responsible for many cases. The most frequent problem foods were cow's milk (60% of the time), chocolate, eggs, citrus fruits, wheat, grains, corn, chicken, meat, peanuts, and fish. You would need to do pulse tests, to determine the problem food (see "[Pulse Test](#)").

Hyperactive children tend to be bed wetters.

Constipation may at times be involved, by pressing on the bladder.

Some children, especially older ones, continue to wet the bed because of tensions they live under in the home or at school.

Removing milk from the diet reduced bed wetting in 50% of a group being studied.

Anemia, pinworms, upper respiratory tract infections, or any toxic condition can be contributing factors.

TREATMENT—

- Consider all the above factors.
- A common method is to have the child stop and start the flow of urine each time he urinates. This causes him to acquire better mental control of the function. This may solve the problem in as little as six weeks.
- Spanking the child is not the solution! Do not praise and do not punish. The child does not do it on purpose, and he is sorry. Just change the bed and do not say a word. —But keep working on possible solutions listed here. No child wants to do it.
- The child should be encouraged to have vigorous outdoor exercise. (It is known that bed wetters wet less during the summer months, and some who have stopped may return to it in the winter.)
- In children over 10, limit the amount of fluid intake after 5 p.m. at night, until several months after bed-wetting ceases.
- Bed-wetting alarms can be purchased. They often wake up everyone at night, but are often supposed to accomplish the task within 60 days.
- Victory is said to come with 21 days of consecutive dry nights.

—*For incontinence in adults, see "[Bed-wetting—2](#)" and "[Incontinence](#)."*

ENCOURAGEMENT—While the Lord has not promised His people exemption from trials, He has promised that which is far better. He has said, "As thy days, so shall thy strength be." "My grace is sufficient for thee."

BED-WETTING—2 (J.H. Kellogg, M.D., Formulas)

IMPROVE GENERAL AND LOCAL NERVE TONE—Cold Pail Pour at 75⁰ F. at bedtime, followed by Neutral Pail Pour to spine, 2 minutes, 96⁰ F. Sea bathing and swimming, if this is available. Avoid water drinking for 2 hours before retiring. Aseptic dietary. Meats and salts especially to be avoided.

RELIEVE CONSTIPATION—and flatulence when present by Hot Abdominal Pack; Graduated Enema; if necessary, carefully Graduated Cold Baths; Cool Enema; and proper diet.

DIMINISH ACIDITY OF URINE—by free use of fruit and water drinking in the forenoon.

—Also see "[Bed-wetting—1.](#)"

COLIC IN CHILDREN

SYMPTOMS—The child cries out, pulls the knees up to the stomach, and has a distended stomach. His stomach and/or intestines hurt.

CAUSES—Pressure from gas moving upward or downward causes pain. The cause is usually improper food or constipation. Indigestion is the most frequent cause.

TREATMENT—

- Put into bed, and give warm catnip tea in a bottle.

— Also see "[Colic in Infants.](#)"

ENCOURAGEMENT—True happiness is found in learning of Christ and living for Him. Those who take Christ at His Word and surrender their soul to His keeping will find peace and quietude.

RINGWORM

SYMPTOMS—Small, flat, red, slightly elevated ring or oval-shaped sores, which may be crusted, dry, scaly, or moist. The centers of the sores heal as the sores spread outward. The result is an infected ring. Itching, burning, or pain may be present. The lesions appear to be circular. The area is often covered with small blisters.

When the scalp is affected, the hair falls out in circular patches. The fingers can also be affected.

CAUSES—Ringworm is a very contagious disease, caused by a parasitic fungus. It can infect children or adults, and is caused by unsanitary conditions. Keep the hands clean! Pet the dog and then rub your face, and you may regret it.

Ringworm of the beard (face) is more persistent than ringworm of the scalp. Ringworm of the body is the easiest to eliminate.

Dogs, cats, rabbits, children, and contaminated clothing are generally the carriers of the disease.

There are several different types of ringworm, all of which are of fungal origin:

Ringworm of the scalp - This can be on the scalp, face, and on the nails, is the most noticeable kind. It is highly contagious, and often found on school-children. It frequently induces baldness, which may become permanent if hair shafts are destroyed by the fungus.

Ringworm of the trunk - This includes “jockey itch,” and is spread by contact with people or their clothing. Dogs and cats can also spread it.

Ringworm of the nails - This consists of a fungus growing under the nails. It produces thickened, misshapen, brittle, discolored, chalky, pitted, or grooved nails. The nails can either be on the hands or the feet. This type of ringworm is quite difficult to eliminate.

Ringworm of the feet - This is also known as athlete's foot (see "[Athlete's Foot](#)").

TREATMENT—

- Vitamins A, E, and zinc are important.
- Put plantain and castor oil on the affected area.
- Place ultraviolet light on the area for at least 6 minutes a day. This can be sunlight, or a sunlamp. Never place a sunlamp closer than 18 inches from the skin.
- Apply apple cider vinegar to the area several times a day.
- Equally useful is castor oil, goldenseal tea, and borax. Rub the area with borax and with castor oil.
- A 3-day citrus fast is very helpful, cleansing the bowels daily. Follow this with a nutritious diet.

- Eat plenty of garlic. Put raw garlic over the ringworm and cover. You can also use black walnut extract. Wash the area with garlic juice or wormwood.
- Place freshly cut garlic 3 times a day on the area. This is a very good remedy. Blend the garlic with a little water and apply as a soak, compress, or poultice. But this remedy is too powerful to apply to raw flesh between the toes; it can burn lower layers of skin.
- Take 2 chaparral or wormwood capsules daily.
- The scalp can be shampooed with tar soap and borax. Moisten the area every morning and evening with goldenseal (1 teaspoon) and myrrh (½ teaspoon), which has been steeped in a pint of boiling water.
- An herb tea can also be taken internally: goldenseal or plantain, twice a day.
- Make a salve from equal parts of burdock root, chaparral, wormwood, and chickweed; apply to the area. Some of it can also be made into a tea to drink in order to fight the fungus internally.
- Keep the skin clean and dry. Ringworm likes damp skin. Take frequent baths, but dry thoroughly each time. Rub briskly with a towel, to remove the outer dead layers of skin that the ringworm initially attacks.
- Do not scratch. Keep fingernails cut short, to lessen accidental scratching and spreading of the infection.
- To remove crusts, soak the area in a saline solution. An alternate method is to apply moist cloths for 10-15 minutes, 3 times a day.
- *To treat nails:* Pare and scrape the infected area, and try to remove as much of the loose material beneath the nails. Apply vinegar with a Q-tip twice a day. Keep at it, even though it may require months to eliminate. Fungus of the nails is the slowest to conquer.

—Also see "[Athlete's Foot](#)," which is a type of ringworm fungus.

ENCOURAGEMENT—Nothing of the world can make you sad, when you have submitted your heart to be molded by the Spirit of Christ. He alone can provide you with the answers you need.

CHILDHOOD DISEASES

SYMPTOMS—Fever, rashes, coughs, sore throat, weakness, etc.

CAUSES—The childhood diseases include [chicken pox](#), [measles](#), [mumps](#), [German measles](#) (rubella), [rheumatic fever](#), [whooping cough](#), and [scarlet fever](#) (all of which see).

Most of these common childhood diseases are contracted by nearly all children. Some experience only mild cough or cold while others have serious cases. A few receive permanent damage.

If the child is receiving excellent nutrition— exercise, rest, sunshine, fresh air, etc.—he is unlikely to experience serious difficulty with these diseases. Louis Pasteur, developer of the germ theory of disease, said, "The germ is nothing; it is the soil that matters." If the person is living a good life, the germ has a hard time obtaining a foothold.

Avoid excess milk and carbohydrates, especially refined ones. Avoid sugar, fried food, and junk food.

Include vitamin and mineral supplements in a diet of fresh fruits and vegetables, whole grains, and similar natural foods.

A well-fed child will usually be strong enough to resist the onslaught of childhood diseases. He may contract them; but the case will not be serious, usually brief, and often mild.

TREATMENT—

- Give a liquid diet in the acute stages, followed by fruits and vegetables later. Do not suppress the fever with drugs. Use water therapy treatments, to help the body fight the infection. The bowels must be kept open by means of herbal enemas and, if needed, herbal laxatives.
- Treat the kidneys and bowels, so they can keep discharging toxins. Sweating therapy can be used, to bring waste products out through the skin.
- Garlic is helpful, along with the fruit and vegetable juices, and herb teas.
- Vitamins A and C, with bioflavonoids, in abundant amounts is needed.
- Never, never, give aspirin to a child or youth who has a fever! It can lead to [Reye's](#)

[disease](#) (which see) which can cause irreversible coma or death.

- This is what happens: The child has a fever, and aspirin is given. There is improvement for a day or two,—then a sudden turn for the worst, and coma or death follows.

—Also see "[Reye's Syndrome](#)."

ENCOURAGEMENT—Worry is blind and cannot discern the future; but, trusting in Jesus, you need not fear. Take His hand and He will lead you step by step.

TONSILLITIS—1, ADENITIS, STREP THROAT, AND QUINSY

SYMPTOMS—Inflammation and possible infection of the tonsils and the adenoids. If streptococcal bacteria have caused the infection, it is called strep throat. There is a sore throat with fever, lack of appetite, chills, headache, muscle pain, nausea, vomiting, nasal obstruction and discharge. The lymph glands may become swollen. Symptoms continue for 24-72 hours, and then gradually subside over 7-10 days. The tonsils may look red and enlarged, and pus may be observed.

CAUSES—The tonsils and adenoids are glands containing lymphatic tissue, located in the upper throat. Both are part of the immune system; they protect the body, at the top of the gastrointestinal tract, against infection. Each tonsil contains 200 million lymphocytes. We will here primarily deal with tonsillitis; treatment for adenitis is essentially the same. Strep throat also has the same treatment.

When the body's resistance is lowered, viruses or bacteria (usually streptococcal) set to work. And a diet of processed and junk food, that is high in carbohydrates and low in protein, can also bring on this condition.

If streptococcal infection (strep throat) is not present, then the throat condition is eliminated much quicker.

If not cared for properly, strep throat can be potentially dangerous and can lead to rheumatic fever or meningitis.

Food allergies weaken the body: usually cow's milk, chocolate, or too much white-flour or sugar products. Cow's milk or wheat are the two primary allergens to beware of.

Antibiotics weaken the body more.

The more frequently this infection occurs, the more difficult it is to eliminate. The tonsils become scarred from previous inflammations.

Quinsy is peritonsillar abscess. It is an infection of the tonsil, between the tonsil and the pharyngeal constrictor muscle. The solution is not a tonsillectomy, but the care specified below.

TREATMENT—

- Cold applications to the throat may bring relief and shorten the high point of the infection. This could be an ice collar or flannel wrung out of cold water and changed frequently.
- Hot salt-water gargles will help. To increase blood circulation in the throat, do alternate hot and cold gargling.
- Gargle with goldenseal tea, drinking it as you do this (1 cup 3-4 times a day).
- Place a heating compress on the throat at other times. Put a strip of cotton sheet, dipped and wrung out of cold water, in a strip of dry wool on his throat.
- Give a hot footbath, along with hot (5 minutes) and cold (5 minutes) cloths to the throat (2-3 times daily). Finish with a cold mitten friction to the whole body. Then immediately put into a warm bed and let him rest.
- Drink plenty of liquids. Fresh juices are the best. Drink fruit and vegetable juices, green drink, and lots of water. Avoid sugar, processed and junk food. A cleansing juice fast, alternated with vegetable broths, for 3 days is helpful. Lemon or lime juice in warm water with honey and ginger will help the cleansing process. Peppermint tea will help settle the stomach.
- Maintain a high intake of vitamin C. It powerfully fights the infection and also produces interferon which does the same. With the light meals, include vitamin A, selenium, and zinc.
- Let him dissolve a charcoal tablet several times a day. It will both soothe the throat and combine with toxins.
- Catnip tea enemas are good for fevers.
- Golden seal, echinacea, and garlic act as antibiotics. Tee tree oil helps heal the throat infection. Fenugreek and comfrey loosens the mucous and carries it out of the body.

- A ¼ teaspoon of lobelia extract, swallowed every 2 hours, will help alleviate fever, pain, and swelling.
- Avoid people who smoke. Children whose parents are smokers have very high rates of tonsil infections.

—Also see "[Tonsillitis—2](#)" and "[Adenoids](#)."

ENCOURAGEMENT—Strength for today, courage for tomorrow, trusting Christ and obeying Him, we can have all this and more.

TONSILLITIS—2 (J.H. Kellogg, M.D., Formulas)

(1) ACUTE FORM —

DIETARY FACTORS—Rest in bed, keep room a uniform temperature, spare diet consisting chiefly of fruits, avoid meats of all sorts, copious water drinking.

GENERAL CARE—Hot Blanket Pack; sweating Wet Sheet Pack; Steam Bath; Radiant Heat Bath; Hot Full Bath, followed by Dry Pack or other sweating procedures once daily, followed by Cold Mitten Friction, Cold Wet Sheet Rub, or Cold Douche. Fomentation to the throat 3 times daily; Cold Compress between, changed every 15-30 minutes. Enema if bowels are inactive. Hot gargle every few minutes if throat is very sensitive. Ice Bag to throat if inflammation is intense. Inhalation of soothing vapors; use of steam inhaler 10-14 minutes hourly or almost continuously. If tonsil suppurates (pusses), it should be lanced. See your doctor.

(2) CHRONIC FORM —

CLERGYMAN'S SORE THROAT DIETARY AND LIFESTYLE—Aseptic dietary, out-of-door life, open air gymnastics, swimming.

GENERAL CARE—Fomentations to throat at bedtime, followed by throat pack (Cold Compress) during the night; hot gargle 3 times a day. Radiant Heat Bath; sweating Wet Sheet Pack; Steam Bath or other sweating bath, 3 times weekly, followed by suitable cold application. Daily Cold Bath on rising. Moist Abdominal Bandage to be worn during the night. If necessary, remove tonsils and vegetations in throat or postnasal region.

—See also "[Tonsillitis—1](#)."

ADENOIDS (Adenoid Hypertrophy)

SYMPTOMS—It hurts at the back of the child's throat. When he opens his mouth, the area of the tonsils appears red and swollen.

CAUSES—What is commonly called adenoids is enlargement of the pharyngeal tonsil, which is a tissue close to the tonsils. This infection frequently occurs in children.

TREATMENT—

- Do a 3-5 day fast on diluted citrus juices. Follow this with a careful diet.
- Three times a day, give herb teas such as red clover, sassafras, and burdock root.
- Gargle several times a day with goldenseal tea. Echinacea and myrrh are very good for all glandular swellings.

—Also see "[Tonsillitis](#)" and "[Childhood Diseases](#)."

ENCOURAGEMENT—Jesus sees the end from the beginning. He can plan for you better than you can plan for yourself.

CHICKENPOX (Varicella Zoster, Pox)

SYMPTOMS—Small, round pimples on the face and body, filled with fluid and appearing like water blisters. As the fluid leaks, it forms a crust.

CAUSES—Chickenpox is a viral disease, which first manifests itself as a fever and headache, 7-21 days after exposure. The eruptions continue in cycles from 3-7 days, and the disease generally runs its course

in 14 days. It is communicable 1-2 days before the rash develops, until all the blister-like lesions have crusted (averaging 5-6 days).

Chickenpox mainly occurs between 2 and 8 years of age, and is much more severe if not contracted until one is an adult. If a pregnant mother has it in the first four months of pregnancy, birth defects are possible in the infant. Once you have had it, you generally have lifetime immunity. This is why chickenpox vaccines are dangerous. It is better to get the disease as a child when it is relatively harmless than to wait till adulthood to contract it.

Oddly enough, the same virus that causes chickenpox in children (varicella zoster) is the one which causes [shingles](#) (which see) in adults.

Chickenpox is transmitted by contact and by airborne droplets. Epidemics tend to occur in the winter and spring.

TREATMENT—

- Drink freshly made juices, with added protein powder and brewer's yeast. Drink vegetable broth.
- When the fever drops and appetite returns, give mashed bananas and fresh raw applesauce. Use a light fat-free, sugar-free, diet. You can give vitamin C to bowel tolerance.
- Catnip tea, with a little molasses, is good during the fever. If the child is over two, catnip tea enemas will help reduce the fever.
- The only real concern with childhood chickenpox is pock scarring. This may be minimized by several simple baths and applications. And, of course, do not scratch.
- To avoid scratching the pocks, keep the child's nails short, to minimize spreading of the infection. Have the child wear mittens or gloves, to avoid scratching—especially at night. Instead of scratching, apply pressure to the area. Bathe him often.
- Relieve itching with calamine lotion, moist baking soda, or starch baths. Vitamin E oil can be applied directly to each papule.
- A deep, warm, 15-minute bath at the onset of the disease will help the pox develop more rapidly. Keep the head cool. Do not let him become chilled.
- Each day, give a tepid bath, followed by a change of clothes and linens. Protect against

chilling while bathing and other times. Chickenpox pneumonia can develop!

- Oatmeal baths are soothing, because they are alkaline. Put 1 pound of uncooked oatmeal (or 1 heaping cup of uncooked rolled oats, ground fine, in a blender) in a bag made of 2 thicknesses of old sheeting. Soften it with hot water and then float it in the bathtub or hang it, so the faucet will flow through it. You can use the bag to gently sponge the body. Pat dry when finished; do not rub.
- If needed, mix 1 level teaspoon of salt with 1 pint (2 cups) of water, and gargle with it.
- Avoid constipation.
- If you contract chickenpox as an adult, go on a fasting program of fruit and vegetable juices, interspersed with light meals.
- Keep the infected child away from newborn infants, elderly people, and pregnant women. They may not have had chickenpox before.
- Do not send the child back to school until all lesions have finished being crusted.
- Antibiotics and corticosteroids do not help in any way, and should not be given.
- Do not give aspirin! About 10% of [Reye's syndrome](#) (which see) cases occur after chickenpox, as a result of aspirin dosages. Reye's can cause irreversible coma or death.

ENCOURAGEMENT—Guard against the tendency to forget God. You dare not do this. He is the only one who can give you the help you need every day.

MUMPS—1

SYMPTOMS—Swelling of one or both salivary glands, fever (up to 104° F.), chills, headache, sore throat, and pain when swallowing or chewing. Swelling often occurs in one gland first, and then begins in the other as swelling in the first subsides. But it may occur on only one side.

CAUSES—Mumps is an infection of the salivary (parotid) glands, located in front of, and below, each ear. It rarely occurs before 3 years of age or after 40. Either direct contact or droplets spread the disease.

Mumps is not as contagious as chickenpox or measles. But a person with the disease is still contagious from 48 hours, before symptoms develop, to 6 days afterward. Incubation is 14 to 21 days.

One bout and lifetime immunity generally follows.

If it is acquired after puberty, the ovaries or testes may become involved and sterility may result. Other complications can also occur, which affect the heart, kidneys, and brain.

If no complications occur, complete recovery generally occurs within about 10 days.

Swollen salivary glands can be caused by several other diseases: A partial list includes [cirrhosis of the liver](#), [leukemia](#), [lupus](#), and [tuberculosis](#) (all of which are dealt with in this book). It also includes [strep throat](#) and the taking of certain drugs. If it is an isolated case of "mumps," it might actually be something else.

TREATMENT—

- Keep the diet simple, fat-free, and sugar-free. Avoid foods that require chewing or might be irritating. Eat mostly raw fruits and vegetables that are juiced or softened.
- Drink plenty of pure water and fresh juices. This will keep the body working well, help flush toxins, and render it less likely that complications may occur.
- Do not eat junk food of any type. Avoid caffeine, tobacco, alcohol, soft drinks, etc. Avoid acidic foods, such as pickles or citrus fruits.
- To relieve pain, cold or warm compresses (whichever feels best) may be placed on the neck and over the glands. But avoid hot or icy cold applications.
- If nausea and/or pain on swallowing becomes so severe that the person becomes unable to eat, intravenous administration of dextrose and fluids may be needed.
- Do not give aspirin to a child or youth with a fever; it may result in death! (See "[Reye's Syndrome](#).")

—Also see "[Mumps—2](#)" and "[Childhood Diseases](#)."

ENCOURAGEMENT—"What doth the Lord thy God require of thee, but to fear the Lord thy God, to walk in all His ways, and to love Him, and to serve the Lord thy God with all thy heart and with all thy soul." Deuteronomy 10:12.

MUMPS—2 (J.H. Kellogg, M.D., Formulas)

GENERAL—Cold Mitten Friction or Cold Towel Rub 24 times a day. Neutral Bath for one hour, daily; copious water drinking.

TO COMBAT LOCAL INFLAMMATION—Hot Blanket Pack followed by Heating or Sweating Wet Sheet Pack, continued 1-2 hours. Repeat the application twice a day. Fomentation over the affected parts every 2 hours for 15 minutes, followed by Heating Compress at 60⁰F., to be changed every 10 minutes or as soon as warm; Ice Bag over swollen glands until active inflammation is subdued. Remove ice every half hour and apply Fomentation for 5 minutes.

HEADACHE—Cool Compress.

NOSE BLEED—Ice to back of neck; Hot Compress over face; ice to hands; elevate hands to vertical position, if necessary; Hot Footbath or Hot Leg Pack; very Hot Nasal Douche.

DIARRHEA—Enema at 95⁰ F. after each bowel movement. Abdominal Bandage at 60⁰ F., renewed every 15-30 minutes. If pain is present, Fomentation to abdomen for 15 minutes or until it is relieved, every 2 hours; large Hot Enema to empty colon if due to fecal accumulation.

VOMITING—Ice over stomach or spine opposite the stomach or Hot and Cold Compress over stomach; ice pills; sipping very hot water.

EARACHE—Ice Bag to neck of the same side; Fomentation over ear; Hot Ear Douche, if necessary. Protect the ear with warm cotton, to prevent chilling by evaporation after treatment.

CONVULSIONS—Hot Blanket Pack or Hot Immersion at 105⁰-108⁰ F., with cold to the head (Cold Compress, Ice Bag, Ice Cap, etc.).

INFLAMMATION OF THE BREAST—Fomentation over the breast for 15 minutes every 3 hours. During interval between, apply a Heating Compress at 60⁰ F., that is renewed every 15-30 minutes. Hot Pack to arm of the same side. Hot Hip and Leg Pack for derivative effect if pain is severe.

INFLAMMATION OF TESTICLE—Ice Compress covering entire genitals and inner surfaces of thighs with simultaneous Hot Hip and Leg Pack for 30 minutes. Repeat every 4 hours. During interval between, apply Heating Compress at 60⁰ F. in place of the Ice Compress, renewed every 15 minutes.

— Also see "[Mumps—1](#)."

MEASLES—1 (Rubeola)

SYMPTOMS—First symptoms are fever, coughing, sneezing, runny nose, and inflammation of the eyes. The eyes may become red and sensitive to light. Within 24-48 hours, small red spots with white centers appear on the insides of the cheeks. A rash appears 3-5 days later on the sides of the neck, forehead, and ears; then it spreads over 5-7 days to the rest of the body. As it spreads, the fever subsides.

CAUSES—There are two types of measles: common measles (rubeola) and [German measles](#) (rubella; which see). Common measles is highly contagious, and spread by droplets from the nose, throat, and mouth. At the present time, adolescents and young adults are affected more often than children. If the person was previously healthy, the disease will pass within 10 days.

But it can be followed by one of several serious complications, including pneumonia, bronchitis, croup, middle-ear infection, meningitis, encephalitis, or injury to the nervous system.

So be very careful, during the disease and for a time afterward. Eat right; live right. Get lots of rest for a time. Take it easy.

Approximately 98% of the population have had common measles. Lifelong immunity follows the infection.

TREATMENT—

- He should be isolated in a room which is well-ventilated. If he is sensitive to light, darken the room. He should not read or watch television. Keep the lights dim.
- Drink plenty of water and fruit and vegetable juices.
- Fevers increase the body's need for calories and vitamins A and C. He should be encouraged, but not forced, to eat. Frequent small meals of nourishing food may be best.
- Avoid processed foods.
- Rest until the rash and fever have disappeared.

- Garlic or catnip tea enemas help lower fever.
- If a cough is present, cool moisture from a vaporizer may help. But water given copiously is the best cough medicine.
- A hot bath may help reduce the fever. Place the child in a hot tub (105°-108° F.) for one minute for each year of his age. Keep the head cool. This may be repeated every 2 hours. Dress him warmly afterward, so chilling does not occur.
- Bronchitis may occur, and can be treated with hot fomentations to the chest. Apply them twice a day, along with a hot footbath. A heating compress can be applied at night.
- Helpful herbs include yarrow, pleurisy root, and marigold.
- Antibiotics are useless against measles and do not decrease the likelihood of complications. But it could be used, in an emergency, if complications occur.
- Complications can be serious, but are unlikely in the developed nations. Most such problems stem from secondary bacterial infection, primarily middle-ear infection or pneumonia. But special care and vigorous use of simple natural remedies can generally deal with them.
- Do not give aspirin to a child or youth with a fever; it may result in death! (See "[Reye's Syndrome](#).")

— Also see "[Measles—2](#)," "[Measles, German](#)," and "[Childhood Diseases](#)."

ENCOURAGEMENT—In this life, we will encounter many difficulties and trials; but, if we will make God the center of our lives, He will wonderfully work to help us through our problems.

MEASLES—2 (J.H. Kellogg, M.D., Formulas)

MAINTAIN GENERAL RESISTANCE—Wet Sheet Pack, Graduated Bath.

PREVENT LUNG COMPLICATIONS—Fomentation to chest twice a day, Chest Pack during interval between.

NASO-PHARYNGEAL IRRITATION—Apply light very Hot Compresses to the face. Inhale vapor of water and also aromatic oils and balsams. Fomentation to the throat every 2 hours; Heating Compress during the interval between, changing every 15 minutes at first, less frequently later.

INFLAMMATION OF MIDDLE EAR—Ice to throat of same side, Fomentation over ear.

HEMORRHAGIC FORM—Hot Blanket Pack or short Hot Full Bath, followed by Heating Wet Sheet Pack. Repeat every 3-4 Hours. Prolonged Neutral Bath at 95⁰-93⁰ F.

BRONCHIAL CATARRH—Fomentation to chest, Cold Towel Rub, or Cold Mitten Friction twice daily, Heating Chest Pack night and day.

LOBAR PNEUMONIA and BRONCHO-PNEUMONIA—Fomentation for pain and irritable cough, repeated every 2-3 hours; Cold Compress during interval, at 60⁰ F., changing every 15-30 minutes; Hot Hip and Leg Pack, if the local inflammation is severe (see "[Pneumonia](#)").

- For any of the following associated problems, see under their respective headings: [Cough](#), [Nosebleed](#), [Inflammation of the Eye](#) (or eyelids), [Headache](#), [Acute Nephritis](#) (kidney inflammation).

—Also see "[Measles—1.](#)"

MEASLES, GERMAN (Rubella)

SYMPTOMS—Fatigue, coughing, headache, mild fever, muscle aches, and stiffness in the neck. A pink rash often develops 1-5 days later. It generally first appears on the face and neck, and the spreads to the rest of the body.

CAUSES—As we mentioned earlier, there are two types of measles: [common measles](#) (rubeola) and German measles (rubella). Which see. Common measles is highly contagious, can have serious complications if cautions are not taken, but usually passes within 10 days. (See "[Measles.](#)")

But German measles (rubella) is different in certain ways. It is usually a mild contagious illness with a rapid recovery period (5-7 days). But it is dangerous if a woman contracts it during the first trimester (first 3 months) of her pregnancy. Then she might give birth to a child with heart defects, deafness, mental retardation, or blindness.

Therefore a pregnant woman must guard against exposure to it.

TREATMENT—

- Follow treatment specified for common measles (see "[Measles](#)").

What precautions should a woman take?

- A pregnant woman must avoid exposure to German measles. The disease should be considered contagious from 1 week before the rash appears until 1 week after the rash fades.
- If she thinks she has been exposed to the disease, she can immediately see a physician and request that she be given a gamma-globulin injection. If given soon after exposure, it may reduce the severity of the disease or possibly prevent it from occurring.
- Immunity to German measles can be determined by a special blood test. She may wish to be vaccinated. If this is done, pregnancy must be avoided for 3 months following immunization.
- Do not give aspirin to a child or youth with a fever; it may result in death! (See "[Reye's Syndrome](#).")

—Also see "[Measles](#)" and "[Childhood Diseases](#)."

ENCOURAGEMENT—God has given, in the Bible, sufficient evidence that it is from Him. Study and obey it, and God will guide you day by day as you pray for help.

SCARLET FEVER—1 (Scarlatina)

SYMPTOMS—Symptoms appear 2-7 days after exposure. Vomiting, along with sore throat and headache. Within a day, high fever develops. Throat membrane is inflamed, and soft palate may show a fine light-red rash.

The tongue is coated white, but on the second day reddened raised points show through, especially at the tip and sides.

The throat condition becomes more severe, with redness and enlargement of glands under lower jaw.

The rash usually begins on the chest within 1-2 days after the first symptoms, and later extends to other parts of the body and limbs. But infection can occur without a rash occurring.

CAUSES—Scarlet fever is an acute contagious disease and is caused by one of several different streptococci germs. Urine and discharges from nose, mouth, ears, and any abscesses are highly infectious. One attack generally brings lifelong immunity, and few contract it after the age of 15.

The fever usually does not remain high more than 4 days, and the rash fades within a week. The more intense the rash, the more scaling forms on the skin.

Inflammation of the ear is one of the most frequent complications of scarlet fever. The infection in the throat passes up the Eustachian tube into the middle ear (see "[Earache and Infection](#)"). Children can become deaf as a result.

The infection may extend from the ear to the mastoid cells in the bone behind the ear, or to the membranes covering the brain, or to both, producing [mastoiditis](#) (which see), brain abscess, or [meningitis](#) (which see). These conditions are serious and often fatal.

[Rheumatic fever](#) (which see) frequently follows scarlet fever, and this sometimes results in inflammation of the lining membranes and valves of the heart.

Enlargement of the lymph glands of the neck can turn into an abscess of these glands, as late as 5-6 weeks after the disease began.

In a child well-advanced toward recovery (especially in the third week), [nephritis](#) (which see; it is a kidney infection) can develop. So this is another danger to be warded off by proper treatment.

Scarlet fever is not a matter to be taken lightly.

You do well to call a physician, if possible. He may need to lance the middle ear if infection develops. He will probably examine the heart daily for indications of damage and do frequent urinalysis for signs of nephritis.

TREATMENT—

- Put him on a fruit and vegetable juice fast, followed by a simple diet of fruits, vegetables, and broths for a time.
- Inadequate care, improper food, and too early physical activity are the chief dangers.

- This is a contagious disease, so proper precautions must be taken.
- If the temperature goes above 103° F., reduce it by means of tepid sponges.
- If there is a sore throat, apply hot fomentation twice a day to the area, followed by continuous heating compresses.
- When the rash begins to appear, give a long-continued hot footbath, along with hot drinks, all the while keeping him covered with blankets. The objective is to get him to sweat. But, afterward, guard against chilling!
- To help prevent kidney damage, when he goes back on food, eliminate eggs, meat, meat broths, and legumes from the diet. Give him only milk, cereals, fruit juices, pureed vegetables, and all the water he will drink.
- To hasten the scaling of the skin, and get it over with, give a daily sponge bath with warm water and mild soap, followed by an olive oil rub.
- Keep him in bed at least 3 weeks, even though he feels well! Muscular activity too soon can result in kidney damage.
- Helpful herbs include black rose, twinleaf, and bloodroot.

—Also see "[Scarlet Fever—2](#)."

ENCOURAGEMENT—God has boundless love and mercy toward us. You can find in Him the help you need. Only He can protect you from the evil one.

SCARLET FEVER—2 (J.H. Kellogg, M.D., Formulas)

BUILD GENERAL RESISTANCE—Hot Blanket Pack, 3-8 minutes, followed by Cooling Wet Sheet Pack. (The cold sheet should be well-heated by him before removing it.) Or, the Hot Blanket Pack may be followed by Cold Towel Rub, Wet Sheet Rub in bed, or Tepid Pail Pour at 85°-80° F. while he sits in a bathtub. Avoid giving him a Cold Mitten Friction.

ELIMINATE TOXINS—Copious water drinking: water, fruit juices, fruit purees, etc.

REDUCE FEVER—Cooling Wet Sheet Pack; Hot Blanket Pack, followed by Cold towel Rub or Wet Sheet Rub; Graduated Bath; copious water drinking, Cooling Enema.

IF ERUPTION IS DELAYED—Wet Sheet Pack, prolonged to heating stage.

DIARRHEA—75°-80° F. Enema after each bowel movement. Fomentation for 15 minutes over the abdomen every 2 hours, followed by Heating Compress, changed every half hour. If most of his skin surface is cold, the Hot Full Bath for 5 minutes, followed by short Cold Towel Rubbing.

VOMITING—Hot and Cold Trunk Pack, Ice Bag over the stomach or spine opposite stomach.

CONVULSIONS—Hot Blanket Pack for 10 minutes, followed by Cold Wet Sheet Pack with ice to the head. Hot Bath for 5 minutes followed by Neutral Bath at 92⁰-95⁰ F. Water drinking; large Enema.

PHARYNGITIS—Fomentation to throat 10 minutes every hour with Ice Compress during interval between. Steam Inhalation 5-10 minutes every half hour; Gargle throat with very hot water hourly. Throat Compress at 60⁰ F., changed every 15 minutes. It should be protected by a Heating Compress changed once in 3 hours.

DELIRIUM WITH INSOMNIA AND NERVOUS AGITATION OR CHOREA—Ice Bag to head, Hot Fomentations to spine, followed by Prolonged Wet Sheet Pack.

SCALING OF THE SKIN—Neutral (92°-95° F.) Alkaline Bath daily for 15 minutes to 1 hour.

NEPHRITIS, OR SUPPRESSION OF THE URINE—Hot Blanket Pack for 20-30 minutes, followed by Heating Compress to the loins; Copious water drinking; Enema at 80⁰-90⁰ F. twice daily.

PLEURISY—Fomentation to the chest for 15 minutes every 2 hours with Heating Compress during the interval. Tight muslin bandage about chest, if pain is intense.

RHEUMATISM—Sweating Wet Sheet Pack; copious water drinking; Fomentation to joints every 3 hours with Heating Compress during interval between.

PERICARDITIS OR ENDOCARDITIS—Ice Ball or Cold Compress over heart, to be removed for 5 minutes, every 15-20 minutes.

ENTERITIS—Hot Trunk Heating Pack, with Hot Footbath or Hot Leg Pack for 20 minutes, followed by Cold Abdominal Compress at 60⁰, to be changed every 30 minutes. Enema after each stool, at 95⁰ F.

PNEUMONIA—Fomentation for 15 minutes every 2-3 hours, Cold Compress at 60° during interval, changing every 10-20 minutes. Hot Hip and Leg Pack once or twice daily to relieve congestion. Keep skin warm and active. Hot Blanket Pack if he is chilly, followed by heating Wet Sheet Pack.

ENLARGED SPLEEN OR LIVER—Fomentation over the afflicted body part for 10-20 minutes twice daily. Follow by Ice Water Compress, to be changed every 2 hours during the interval.

CONTRAINDICATIONS—Avoid short Cold Baths, prolonged Hot Baths, and all other measures which diminish heat elimination or increase heat production.

GENERAL METHOD—At the beginning, encourage eruption by hot-water drinking, very Hot Baths, Heating Pack. After eruption is fully developed, give Cooling Wet Sheet Pack, Graduated Bath, Cool Enema, and other fever-reducing measures. Copious water drinking is especially important. Give attention to the throat, to prevent infection of the ears. Steam Inhalation; Irrigation of the throat (gargling); Heating Compress. If albumin appears, the blood must be kept in the skin by Hot Packs and warm wrappings (covered well with blankets); and the cold applications must be "partial," such as Wet Hand Rub, Cold Mitten Friction, Cold Towel Rub. Prolonged chilling of the skin must be carefully avoided.

—Also see "[Scarlet Fever—1](#)."

DIPHTHERIA—1

SYMPTOMS—It begins with sore throat and fever. Frequently a dirty, white or grayish, membrane forms in the throat or nose, or both. There are slight chills, possible vomiting and diarrhea, always fetid breath, difficulty in swallowing, and hoarseness.

Children first complain of feeling tired and sleepy. The tonsils appear inflamed, dark red, and unevenly swollen. White, parchment-like patches appear on them. The glands in the neck usually swell.

CAUSES—Diphtheria is an acute contagious disease. It begins 3-8 days after exposure and primarily occurs between 1 and 10 years of age.

Part of the danger is the obstruction to breathing, due to the above-mentioned false membrane and is partly due to the toxins carried by the diphtheria germs which, carried throughout the body, especially harm the heart muscles, nerves, and kidneys.

This is a serious disease. Diphtheria is transmitted by clothing, contact, domestic animals, and sometimes by raw milk. Anything (dish, garment, etc.) coming in contact with the person must be disinfected.

Individuals can carry the germs on them for several years and transmit them to still others. A carrier should be isolated until the germs can no longer be found in his throat, nose, or catarrhal discharge.

If there are no white patches or developing membrane, it is not diphtheria.

The membrane is tenacious and dangerous. If not checked, it will cover the air tube and the child will suffocate. It is generally whitish, but may appear yellowish or greenish. When the child breathes harder and then has a frightened look, his air flow is narrowing.

When someone develops diphtheria, there must be no delay. Give him vigorous treatment. You will want to call a physician.

TREATMENT—

- Give the child all the water he can drink, and keep him in bed, in a well-ventilated room. Avoid chilling him. Too early exercise may overstrain the heart. The diet should be liquid. Fast on carrot juice or fresh citrus juices.
- If the child insists on eating something, give him bananas, raisins, figs, and oranges—and no other food. It is best to give him only liquids (water and fresh juices) until he is cleaned out, the throat is clean, and the phlegm and false membrane are totally gone.
- After the disease appears to be ended, give him no meat for quite some time (better not to give it to him at all).
- Give him warm baths.
- An emetic is usually needed, to empty the stomach of putrefying matter; otherwise high fevers will result. Lobelia in water can be given, but combined with bayberry bark is better. The vomiting must be repeated until the stomach and throat are entirely clean.
- As the disease progresses, lobelia and bayberry bark tea can be given at any time, to clean out the mucous membranes of the mouth and throat. Bayberry cleans the membrane and eliminates the odor. It is also healing and antiseptic. A very small amount of cayenne or ginger can be added as stimulants.
- Problems can develop while the child is sleeping—serious ones. Therefore, always give

him the emetic before he goes to sleep each time. Otherwise he might suffocate in his sleep.

- Give him an enema every morning and evening. This helps clean out toxins from the diphtheria germs. An herb tea can be added to detoxify the colon: bayberry, white oak bark, or red raspberry. There should be at least 3-4 movements a day.
- Bayberry is excellent in all throat or stomach mucous conditions.
- If the heart rate is rapid, apply an ice bag over the heart.
- In case of headaches, place cold compresses or ice bags to the head and neck.
- A gargle can be made of goldenseal and myrrh, with a pinch of cayenne. Use this every half hour. It will clean the mucous and germs out of the throat.
- Apply hot and cold fomentations over the liver, stomach, kidneys, and spine to keep the circulation normal. This stimulates the lymphatic system, to help clean out toxins.
- If there is any danger of paralysis, give hot and cold applications to the spine, stomach, and liver.
- Give 2 high enemas daily.
- If symptoms of heart failure appear, give a half teaspoon of cayenne in hot water. Have him drink it all down immediately. Repeat if necessary.
- Each day, clean all clothing and bed linens by boiling them.
- As he begins to recuperate, he can be given baked apples, potato peeling broth, fresh fruits, cooked vegetables, and soy milk.
- If properly cared for, the disease will end within 7-10 days.
- Do not give aspirin to a child or youth with a fever; it may result in death! (See "[Reye's Syndrome](#).")

—Also see "[Diphtheria—2](#)" and "[Childhood Diseases](#)."

ENCOURAGEMENT—Only in humble reliance upon God and obedience to all His commandments can we be secure. Trust your case to Him. He is the Great Physician.

DIPHTHERIA—2 (J.H. Kellogg, M.D., Formulas)

INCREASE AND MAINTAIN VITAL RESISTANCE—Hot Fomentation to the spine or short Hot Bath, followed by Cold Mitten Friction or Cold Towel Rub 2-3 times a day.

TO COMBAT LOCAL INFLAMMATION—Fomentation to throat every 2 hours for 15 minutes; Ice Compress to throat during interval between. If inflammation becomes intense, and suppuration (pus flowing) or sloughing (separation of dead tissue from living tissue) is threatened, use the Heating Compress at 60⁰ F., changing every hour. Steam Inhalation; antiseptic lotions to throat; hot-water gargle.

COMBAT GENERAL TOXEMIA, RESULTING DEGENERATIONS AND LOCALIZED INFLAMMATIONS—Copious enemas twice daily. Copious water drinking 3-6 pints daily. The free use of fruit juices. Hot Fomentations to the spine or short Hot Full Bath, followed by Cold Mitten Friction or Cold Towel Rub 2-3 times a day.

TO COMBAT LOCAL INFLAMMATION—Hot Blanket Pack, followed by Sweating Wet Sheet Pack; repeat every 3-4 hours if necessary. Fomentation to throat every 2-3 hours, for 15 minutes; Ice Compress to throat during interval; ice pills; if inflammation becomes intense and sloughing is threatened, the Heating Compress at 60⁰ F., changing every hour; steam Inhalation; antiseptic lotions.

FEVER—Hot Blanket Pack, followed by Wet Sheet Pack; Prolonged Neutral Bath when rectal temperature rises above 101⁰ F.; Fomentation followed by Cold Towel Rub; Cold Enema with Simultaneous Fomentation to the back; Hot Enema followed by Cold Towel Rub or Cold Mitten Friction.

COMA OR COLLAPSE—Hot Blanket Pack; Colonic at 80⁰ F.; Alternate Compress or Sponging to spine; Cold Mitten Friction; Hot and Cold Head Compress; in case of collapse, short Hot Full Bath followed by Dry Blanket Pack; Hot Enema followed by Dry Blanket Pack.

PARALYSIS—Fomentation to spine with Cold Mitten Friction or short Hot Blanket Pack, followed by Cold Mitten Friction; Hot and Cold Friction over the affected part; gymnastics; massage; and appropriate exercise.

NEURITIS—Fomentation over the course of the affected nerve for 15 minutes every 2-4 hours; during the interval between, apply a well-protected Heating Compress; Colonic daily; water drinking, 2-4 pints daily; Aseptic diet; rest to the affected part.

CROUP—Steam Inhalation; Fomentation to throat 15 minutes, every 2 hours; Cold (or very cold) Compress, changed every 15 minutes during the interval; Hot Blanket Pack; keep skin warm.

THREATENED SUFFOCATION—Put him in a Neutral Full Bath at 102⁰-105⁰ F. and pour cold water over the chest and spine. Cold Mitten Friction.

—Also see "[Diphtheria—1.](#)"

WHOOPIING COUGH—1 (Pertussis)

SYMPTOMS—A week or two after exposure, the catarrhal stage begins. The eyes may be red, and the child seems to have a cold in the head. There is sneezing and watering of the eyes. Then a persistent cough develops, especially bad at night. This coughing continues a week, and keeps getting worse—and is the most significant indication that the problem may be whooping cough.

In about 2 weeks, the typical whoop begins. At first, only 1-2 times a day, it degrades to every time there is coughing. It is a deep breath at the end of a series of deep coughs. The child's face may be reddish or bluish from the effort and lack of air. Vomiting may also occur.

This whooping stage lasts 3-6 weeks, and the cough may not entirely disappear for several months.

CAUSES—Whooping cough is a contagious bacterial disease, which usually attacks children between 6 months and 5 years of age. But infants and adults can also be affected. A person rarely has a second attack of this disease.

The disease is not highly contagious after the first few weeks. The most contagious phase is before a definite diagnosis is possible.

Whooping cough occurs more frequently, and seriously, in overcrowded and unhygienic quarters and cold weather. In very young, delicate, or undernourished children, it is more likely to develop into broncho-pneumonia—the principle cause of death in cases of whooping cough.

Complications include convulsions, bleeding from the nose, into brain, or area around eyes. Broncho-pneumonia can also occur; death only rarely.

You may choose to have the child vaccinated at an early age (2 months is recommended for the series).

You should weigh the fact that pertussis vaccine is one of the most dangerous of the shots in its occasional side effects.

TREATMENT—

- Treat the cough—When a cough first develops, treat that cough! If you do so, the whooping cough phase can be entirely prevented!
- Wild cherry bark tea is excellent. Here are other herbs useful for coughs; select from those you have on hand or can most easily obtain. They can be mixed: black cohosh, flaxseed, rosemary, comfrey, horehound, hyssop, myrrh, white pine, bloodroot, red sage, blue violet, ginseng, coltsfoot. Prepare a tea and give a teaspoonful every hour until the cough is better.
- Be sure and include other worthwhile practices, such as partial or complete fasting on fruit and vegetable juices until the cough is past. In all kinds of coughs, first cleanse the system with high herb enemas and a herbal laxative.
- When the cough is severe, as in whooping cough, have him drink warm water, one cup after another, then stick your finger down his throat and have him vomit.
- A light diet is essential. Overfeeding during the whooping cough prolongs the disease and leads to complications. In case it is a breast-fed infant, do not overfeed either. The child is thirsty, not hungry.
- As soon as it is perceived that the problem is whooping cough, place him on a full fruit juice fast. First, give citrus juices. This can be followed by other fruit juices; then carrot and other vegetable juices, and clear vegetable broth soup. Later still, fruit can be added.
- Give vitamins A and C in large doses.
- It is good to soak the feet in hot water, with a little mustard and salt added to it.
- Steam inhalations are often very helpful. They can be given every 2-4 hours, according to the severity of the case.
- Thick slippery elm tea is very good in whooping cough; mix in a little lemon juice and drink it freely.
- A light diet is essential.

- Keep him isolated from other children.
- If the weather is warm, sunny, and not too damp or dusty, keep him out of doors most of the day. But he should not exert himself in play.
- Air and sun his bedding every day, if there is sunshine.
- Do not give aspirin to a child or youth with a fever; it may result in death! (See "[Reye's Syndrome](#).")

—Also see "[Whooping Cough—2](#)" and "[Childhood Diseases](#)."

ENCOURAGEMENT—God is grieved with our griefs. He bends down in sympathy and tender love. Cry to Him for help, and He will give you that which is for the best.

WHOOPING COUGH—2 (J.H. Kellogg, M.D., Formulas)

INCREASE VITAL RESISTANCE—Cold Mitten Friction or Cold Wet hand Rub 3 times a day.

TO RELIEVE COUGH—Chest and neck Heating Pack, changing every 4 hours; copious drinking of hot water, especially just before coughing paroxysm. He should drink 3-8 pints of water daily.

HELP KIDNEY ACTION—Neutral Bath daily for a half hour, followed by Cold Mitten Friction to promote activity of skin and kidneys.

GENERAL METHOD—The disease can not be greatly shortened, but the strength may be maintained, suffering mitigated, convalescence facilitated, and grave effects prevented by the faithful employment of the above measures, which should be continued, not only during the active stage of the disease, but for several weeks after the beginning of convalescence.

—Also see "[Whooping Cough—1](#)."

RHEUMATIC FEVER

SYMPTOMS—Pain, inflammation, and stiffness in a large joint, such as the knee. These initial symptoms are accompanied by pain.

The pain and swelling can travel from one joint to another. A skin rash may also appear.

CAUSES—Rheumatic fever is a streptococcal disease (*Streptococcus* Group A), and occurs between the ages of 4 and 18. It tends to follow a bout with [tonsillitis](#), [scarlet fever](#), [strep throat](#), or an [ear infection](#); most often strep throat (see "[Tonsillitis](#)")

After the disease appears ended, it may recur again later.

Rheumatic fever affects one or several body organs or locations: joints ([arthritis](#)), brain ([chorea](#)), tissues (nodules), skin (erythema marginatum), or heart (carius). It may also result in residual heart disease, producing permanent damage to one or more heart valves. (See "[Arthritis](#)" and "[Chorea](#).")

The residual heart valve damage is the most dangerous aspect of untreated rheumatic fever. Treatment early in the course of the disease will generally prevent the heart damage. But this treatment may require the help of a physician and a stay in the hospital. Here is supplementary information:

TREATMENT—

- Give a nourishing diet, restricting all salt. Put on a water and fresh fruit and vegetable juice diet. Eat no solid food until the fever subsides and joint pain is reduced. Then maintain a light diet, including fresh fruits and vegetables, fruit juices, etc.
- Avoid caffeine, fried foods, soft drinks, processed or refined foods, sugar, or salt.
- Bioflavonoids are especially valuable in preventing and treating rheumatic fever.
- Bed rest is very important.
- While in bed, massage and mild exercise is helpful. A planned exercise program should be undertaken later.
- Useful herbs include bayberry bark, goldenseal, yellow dock, pau d'arco, and burdock root. Echinacea and dandelion are also good.

ENCOURAGEMENT—To many, as to Mary, Christ says, "Why weepst Thou? Whom seekest thou?" He is close beside us, but so often our tear-blinded eyes do not discern Him. Pray earnestly for help, and

you will feel Him near.

REYE'S SYNDROME

SYMPTOMS—A fever and vomiting suddenly occur. A rapid change in mental status to a deep depression, nausea, amnesia; and then pneumonia, coma, convulsions, fixed and dilated pupils, and death.

There can be confusion, drowsiness, memory lapses, lethargy, irritability or unusual belligerence.

There may be weakness or paralysis in the limbs, speech impairment, hearing loss, double vision, etc.

CAUSES—Reye's Syndrome is a disaster worth avoiding. This disease affects many internal organs, especially the brain and liver.

It primarily strikes children between the ages of 4 and 15 (but most frequently young teens), in the fall or winter.

Not long ago, the death rate stood at 42%-80%, but more recently it has dropped to below 10%.

Most cases occur after a viral infection, such as the flu or chickenpox. Influenza B, Epstein-Barr virus, and viruses which primarily affect the gastrointestinal tract (enteroviruses) can also occur prior to its onset.

It is known that giving aspirin to a child or youth who has a fever can lead to Reye's disease and the likely possibility of death. In the early 1980s, it was discovered that a viral infection, plus the taking of aspirin, dramatically increases the risk of developing Reye's syndrome.

The cause of the disease may be consumption of aflatoxin, which is an exotoxin of the grain mold, *aspergillus flavus*.

A biopsy generally shows liver necrosis (the liver is dying). Yet, if the person survives, there is a full recovery of the liver within 12 weeks.

If you see the above symptoms, just after your child has come out of a viral illness—do something quickly! Here are the key symptoms again:

- (1) Agitation, disorientation, and delirium.
- (2) Fatigue, lethargy, and lapses in memory.
- (3) Prolonged and heavy vomiting, followed by drowsiness.

Call a physician! Phone 911, and send the child to a hospital!

TREATMENT—

- It would be well for the child to be given vitamin C (5-10 gms per day), intravenously; vitamins B-complex and B₁₂, and selenium (250-500 mcg per day) intramuscularly.
- If, in the hospital, the child receives an IV solution of glucose and electrolytes (mineral salts) within 12-24 hours after the heavy vomiting begins, his chances of recovery are very good.
- Never give a child or youth aspirin after a fever. The pattern of events is this: The child has a fever, and aspirin is given. There is improvement for a day or two,—then a sudden turn for the worst occurs, and coma or death follows. A Centers for Disease Control (CDC) study revealed that 96% of the children contracting Reye's syndrome had been given aspirin while they had a viral infection. It was also found that there was a direct correlation between the amount of aspirin given and the severity of the illness.
- In this emergency, if you have to give him a pain reliever, give him acetaminophen (Tylenol, Datril, and others) or ibuprofen (Advil, Nuprin, and others) instead.
- Children's aspirins are banned in Britain because of this problem.
- The drug, Tigan, used in suppository form, to control vomiting and nausea, may also be a cause of Reye's.

ENCOURAGEMENT—Often our trials are such that they seem almost unbearable. Yet, without help from God, they are unbearable. Go to Him just now, and find in Him the peace of heart you so much need.



**ENCYCLOPEDIA
INDEX PAGE**

Section 14

Birth and Children

Part 6

Later Problems

GROWING PAINS

SYMPTOMS—Pains in the joints, twitches in the legs, etc.

CAUSES—No, it is not a disease. Growing pains are a part of life in many homes, as the children grow toward adulthood.

But growing pains are not necessary. If good food and proper vitamin/mineral supplementation are provided, along with proper rest and an active exercise program, there is no need for "growing pains" to occur.

TREATMENT—

- Prevention of growing pains includes a solid nutritional program—rich in calcium, magnesium, selenium, vitamins A, B-complex, E, and C.

ENCOURAGEMENT—Rejoice in the Lord always, and He will give you the courage you need. The more you praise Him, the more you will have to praise Him for.

GROWTH PROBLEMS

SYMPTOMS—The child fails to grow properly in height.

CAUSES—The key to growth is the pituitary, the master gland, which is located in the center of the skull. When it does not function properly, normal growth does not occur.

The pituitary gland produces the growth hormone, *somatotropin*, and sends it throughout the body, to stimulate normal enlargement of bones and muscles in children.

Too little production of this hormone will produce dwarfism; too much results in abnormally enlarged hands, feet, jaw, and possible gigantism.

The pituitary may not be functioning properly because of a tumor growing in, or near, it. But the thymus gland may not be working properly, and that will affect a child's growth and increase the likelihood of infection.

TREATMENT—

- Be sure and eat a well-balanced nourishing diet. Omit junk foods.
- Adequate amounts of protein are important, especially the amino acid, arginine. Arginine is used to synthesize ornithine, an amino acid which prompts the pituitary to release its growth hormone.
- Sources of arginine include coconut, oats, soybeans, walnuts, wheat, wheat germ, carob, and dairy products.
- Growth hormone therapy can be prescribed by a physician, but it is marvelously expensive.
- If a child's protein intake is reduced severely, he develops [Kwashiorkor](#) (which see), a protein-deficiency disease. This condition can occur in any nation, not just India.
- Malabsorption disorders, such as [celiac disease](#) (which see), can also reduce growth somewhat.
- Excess amounts of lead, a toxic metal, can produce growth problems.

ENCOURAGEMENT—"The eye of the Lord is upon them that fear Him, upon them that hope in His mercy." Psalm 33:18. He gives His faithful children the help they need.

VACCINATION PROBLEMS

SYMPTOMS—Physical problems resulting from a vaccination.

DISCUSSION—This is a wide-ranging subject, too large to discuss in detail here. See the author's book, *The Vaccination Crisis*, (see [order sheet](#)) for detailed discussions of the various vaccines, their dangers, and how to avoid vaccination requirements.

The underlying problem is simple enough: We normally take substances into our body through our stomach, where harmful bacteria are generally destroyed.

But a vaccine is injected into a muscle or directly into the bloodstream, thus bypassing the normal protections. This is highly dangerous!

The problem is that it is impossible to purify the vaccines properly. It would require too much time and expense to try to examine every microscopic portion, identify every toxin, poison, and microbe, and eliminate the bad ones. It simply cannot be done.

So monkey pus and horse urine is "purified" somewhat, and then injected into your child.

The solution is to live right, eat right, and avoid vaccinations. See the author's book (or a similar publication) for further information on vaccinations.

ENCOURAGEMENT—God can provide solutions, when earthly trials seem hard to bear. Go to Him and find in Him the courage and help you so much need.



**ENCYCLOPEDIA
INDEX PAGE**

Section 15

Sexually Transmitted Diseases

VENEREAL DISEASES (STD)

SYMPTOMS—Blisters around the vagina, burning when urinating, anal pain, itching, pelvic inflammation, penile discharge, sore throat, flu-like symptoms, and more.

Chlamydia does not always have warning symptoms.

Here is a brief comparative analysis of the symptoms of nine of these STDs:

Chlamydia: In women—a burning sensation when urinating. A white vaginal discharge resembling cottage cheese. Itching, painful intercourse. In men—a clear, watery, urethral discharge. But often no symptoms at all.

Genital Herpes: Itching and burning in the genital area. Discomfort when urinating. A watery vaginal or urethral discharge. Fluid-filled, weeping, eruptions in the vagina or on the penis.

Genital Warts: Single or clustered, soft, cauliflower-like growths in and around the vagina, anus, penis, groin, and/or scrotal area.

Pelvic Inflammatory Disease (PID): Fever and lower abdominal pain. A pus-filled vaginal discharge.

Trichomoniasis: In women—a foamy, greenish or yellow, foul-smelling vaginal discharge, vaginal itching, and pain. In men—a clear urethral discharge.

Syphilis: a sore on the genitals; accompanied by rash, fever, patches of flaking tissue; sore throat; and sores in the mouth or anus.

Gonorrhea: In women—a cloudy vaginal discharge, frequent and painful urination, vaginal itching. Inflammation of the pelvic area, rectal discharge, and abnormal uterine

bleeding. In men—a pus-filled, yellowish, discharge. Often there are no symptoms for months. In women there may never be symptoms, yet all the while they are infecting men.

AIDS (Acquired Immune Deficiency Syndrome): Aids has many symptoms; see "[AIDS](#)."

CAUSES—Venereal diseases are transmitted by intimate contact, when at least one has had more than one partner. STDs can cause urinary tract problems, sterility in women, and prostatic inflammation in men.

At the present time, one teenage girl in four has a STD. Some of these diseases can kill newborn babies.

Chlamydia, which often shows little or no symptoms, can cause urinary tract infections and adhesions which can result in sterility.

TREATMENT—

- The only genuine protection is abstinence. Marry a person who never has, and never will have, sex with another during your lifetime. Then both of you remain faithful to each other to the end.
- As for condoms, a University of Texas research study proved that 30% of the time they do not protect against AIDS.
- If you have one of these diseases, see your physician and/or follow the directions for "[Cancer](#)" in this book.

ENCOURAGEMENT—When all seems dark and unexplainable, we are to trust in God's love. You need His help. In His strength, you can stand for the right and come off more than conqueror in the battle against temptation.

GONORRHEA

SYMPTOMS—In women, no symptoms may ever appear. When they do, it may include vaginal discharge, frequent and painful urination, abnormal menstrual bleeding, acute inflammation in the pelvic area, and rectal itching. Symptoms generally appear 7-14 days after sexual contact. In men, symptoms are generally present, including difficult and painful urination, a yellow discharge of pus, and mucous from the penis. Symptoms appear 2-14 days after contact. The discharge continues 6-8 weeks.

CAUSES—As with [syphilis](#) (which see), the effects of gonorrhea keep getting worse. The secondary stage is difficult to detect and so is often misdiagnosed as arthritis. The gonorrhea is entering the bones, joints, tendons, and other tissues, causing mild fever, aches, inflamed joints, and sometimes skin lesions. In men, the outcome can be sterility.

As long as 10 years later, the urethra may narrow or stricture, making urination difficult and at times impossible. This produces serious inflammation of the bladder. This occurs more often in men than in women.

Women, who unknowingly contract gonorrhea from their husbands, generally do not know they have the disease until it is far advanced. The infection can travel up the uterus, into the Fallopian tubes, and out into the abdominal cavity, causing peritonitis and possibly death. If that does not occur, then the tubes may eventually seal off due to the infection, causing sterility and pus pockets which cause pain and infection.

TREATMENT—

- See your physician. Go on a cleansing program. Drink lots of lemon juice. A entire changeover to a good diet and way of life is required. Follow the program outlined under "[Cancer](#)."
- Go to bed as soon as you know you have this disease. Go on a cleansing program of fruit juices. Take 2 high enemas a day,
- Here is a tea with which you can wash the sores: myrrh, goldenseal root, witch hazel, chickweed, and sorrel.
- Drink 3 cups of this tea daily: skullcap, hops, white oak bark, uva ursi, sage, poplar, red root, and juniper; take 2 high enemas each day.
- A tea of red raspberry leaves and witch hazel leaves can be used as a douche for women, including after each urination.
- A tea of aloes, goldenseal, and myrrh can be washed on sores and ulcers.
- But keep in mind that all this work will be a waste of time if certain other lifestyle changes are not made.

ENCOURAGEMENT—There is hope for everyone who will seek God's face. He alone can provide for our needs; He alone can give us the solutions we need.

SYPHILIS

SYMPTOMS—A chancre appears on the skin, either on the mouth, in the mouth, or on the genitals. It is also called a hard chancre or Hunterian sore. This is a red, painless, raised ulcer with hard, well-defined edges, and appears 10 days to 3 weeks after exposure, and lasts from a few days to several weeks. In women, it sometimes develops on the cervix and so is not recognized.

Later, a rash and patches of flaking tissue appear in the mouth or genital area. This skin eruption consists of either a few red, pimply, blemishes or a profuse crop of various types of blotches. By this time, the disease is well-established throughout the system.

Later stages occur, as the disease worsens. Paralysis, insanity, and death are the final outcome.

CAUSES—Syphilis is caused by the germ, *treponema pallidum*, which is corkscrew in shape and much larger than most bacteria. Drying quickly kills the germs, so they must remain wet; they generally enter the body through a living source—another person (acquired syphilis) or through the placenta to the unborn child (congenital syphilis). But, in some instances, it has been transmitted to the dentist during dental work.

TREATMENT—

- See your physician. Go on the treatment outlined under "[Cancer](#)" in this book.
- Helpful herbs include goldenseal, pau d'arco, echinacea, and suma. But a thorough cleansing and building program, such as is explained under "[Cancer](#)," is needed.

ENCOURAGEMENT—Determine that you will study God's Word every day and obey everything you read. Let every day begin a new page in your life. Pray earnestly and take every step in the Lord.

CHLAMYDIA

SYMPTOMS—Vaginal or urethral discharge, genital inflammation, difficulty in urinating, itching

around the inflamed area, and painful intercourse.

CAUSES—According to the CDC, more people in America contract Chlamydia than any other sexually transmitted disease. Over 4 million new cases are diagnosed yearly. Nearly 20% of teenagers in the United States are known to have contracted it. But these figures do not include the large number that are not reported. Nearly 10% of men and 70% of women who have chlamydia—have no symptoms. So one can expect that the total number having, and sharing, this highly contagious disease is vast indeed.

But, whether recognized or not, the effects of chlamydia are serious. About 30% of the women become sterile and pelvic inflammatory disease and other reproductive problems can, and do, result. In young women, the disease can also produce a form of arthritis.

In men, prostate infection and seminal vesicle inflammation may occur later. (Symptoms of prostatitis include pain when urinating and a watery mucous urethral discharge.)

The disease is transmitted through the discharge produced by both men and women. If one spouse is treated for this, the other one must be also.

To delay treatment is to intensify the effects of the disease.

TREATMENT—

- This is a complicated disease; see your physician.
- If you wish to supplement such care with natural remedies, you will need to undergo a thorough natural healing program, such as is detailed in the article on "[Cancer](#)."

ENCOURAGEMENT—How can we solve the problems we have? Only in Christ can they be resolved. He can do for you those things you could never do for yourself.

GENITAL HERPES (Herpes Type II)

SYMPTOMS—Recurrent fluid-filled blisters on the genitals that rupture, leaving red, inflamed, painful lesions. These are preceded by a slightly irritating tingling. When the lesion appears, it is accompanied by a sharp pain.

CAUSES—Of the 90 varieties of animal herpes, only four affect humans. Herpes is a virus that causes

recurrent blisters and ulcers (cold sores, also called fever blisters on the lips [Type I] and on the genitals [Type II]). (See "[Cold Sores](#)" for information on Type I.) A third type is herpes zoster, which causes chicken pox and, as a secondary infection, shingles. (See "[Chicken pox](#)" and "[Shingles](#).") Type II can produce blisters either on the genitals or on, or around, the mouth.

We will here deal only with Type II, which is also called herpes genitalis, venereal herpes, and genital herpes. It is the most prevalent sexually transmitted disease in the United States. One-sixth of all Americans (about 30 million) have the disease, although about half never develop serious symptoms. A half million new cases are reported yearly, and 80% are 20 to 39 years of age. The first attack generally occurs about 4-8 days after initial exposure to a sexual partner. Each occurrence is quite painful and lasts up to three weeks; but, once a person is infected, the disease can be transmitted at any time. Symptoms reoccur from every few weeks to once a year or less. Scarring does not usually occur, but can. Outbreaks rarely occur after the age of 50.

Herpes is a virus which enters the body thorough the skin and travels into nerve groups at the base of the spine. It remains with you the rest of your lifetime. But it can be dormant for years and then appear again when the immune system is lowered by poor diet, stress, illness, too much sunlight, or harmful chemicals.

Type II reoccurs when sexual intercourse takes place, as a result of irritation to the skin. It is not a newly invaded infection, but one which was received from a sexual partner at an earlier time.

This viral infection can range from a symptomless infection in the nerves to a major inflammation of the liver, accompanied by fever. In women, it can lead to cervical cancer.

There seems to be a link between having Type II and later developing atherosclerosis.

As a baby passes through an infected birth canal, it can get Type II and possibly have brain damage, blindness, or death as a result. If an attack occurs late in the pregnancy, the baby should be delivered by cesarean section. If no lesions are present, the baby is far less likely to become infected as it passes through the birth canal.

TREATMENT—

- The diet should be alkaline in reaction. Foods to avoid are sweets; refined and processed foods; alcohol; and, for some people, citrus. Eat only nutritious food.
- The virus lives in red meat and fat, and you do well to stop eating meat products. There are substances in meat which encourage the growth of Type II.
- DMSO (Dimethyl sulfoxide), a by-product of wood processing, is a liquid which can be placed on the affected area to relieve pain and promote healing. Only use the type sold in

health food stores.

- Some physicians prescribe BHT (butylated hydroxytoluene) for this disease, but it is known to cause perforated stomachs.
- Apply black walnut or goldenseal extract to the area. Also useful is cayenne and red clover, both externally and internally.
- Other helpful herbs include goldenseal, echinacea, myrrh, aloe vera, and burdock.
- Lightly dab tea tree oil on the affected area several times a day, either full strength or slightly diluted. It is a powerful antiseptic. Do not get it near your eyes.
- Drink only distilled water and get plenty of rest.

ENCOURAGEMENT—Jesus draws near to everyone who is hurting, who needs His help. He can forgive and fulfill our deepest needs. In Him we can find strength, and peace, and power to overcome.

AIDS (HIV)

SYMPTOMS—Loss of appetite, weight loss, candida, fatigue, various infections, intestinal problems, skin diseases, immune system disorders, fevers, brain and neurological disorders, and many other symptoms.

CAUSES—AIDS (Acquired Immune Deficiency Syndrome) is a disease that does not need to happen. If people controlled themselves, it would never have gotten started, and would eventually die out. But, instead, it is an exploding epidemic.

HIV (human immunodeficiency virus) invades special immune cells in the body, which are called T lymphocytes, and then slowly multiplies over a long period of time. As it does so, the body's immune system gradually crumbles. All this time, the disease appears to lay dormant (and only an HIV test will reveal that a person even has the disease). But, after three to ten years, enough of the body's defenses are broken down that full-blown AIDS develops. Suddenly, very pronounced symptoms appear, which are called "AIDS-related diseases." These include pneumo-cystis carinii pneumonia (PCP, found in 60% of those with AIDS), Karposi's sarcoma (a rare type of skin cancer), [Epstein-Barr virus](#) (EBV; which see), cytomegalovirus (CMV), toxoplasmosis, and [tuberculosis](#).

The less deadly AIDS-related diseases are often the first to appear. The first sign is often the tongue coated with white bumps. This is oral thrush, a type of candida ([candidiasis](#); which see). [Intestinal parasites](#) (which see) and herpes simplex virus (herpes type I) are two other relatively simple infections which can occur. All indicate that the body's immune system is damaged, although candida, parasites, herpes simplex, Epstein-Barr virus, and tuberculosis can occur in those who do not have AIDS.

Most of those who are HIV-positive eventually develop full-blown AIDS. Once that occurs, they generally live only a few years. The median survival time, after full-blown AIDS appears, is 26 months.

Researchers are searching for an "AIDS cure"; but the HIV virus changes form so fast, it is unlikely a cure will ever be found.

Some say the origin of AIDS is unknown, and that the earliest documented case of it appeared in 1981 in San Francisco. But there may be undocumented cases of it in the 1970s.

Others say that there is a different origin of AIDS. Dr. Eva Snead feels that the virus was created in the laboratories. She insists that, if you have been vaccinated, you have the virus.

Then there is Dr. William Campbell Douglass, M.D., who, in his book, *AIDS the End of Civilization*, maintains that the vaccines were made from the kidney of the green African monkeys, and that the disease was purposely invented to eliminate certain people.

The disease is transmitted by oral, vaginal, and anal sex; common needles for IV drugs; contaminated hospital and dental equipment; commercially prepared blood products; and immunotoxic lubricants. In other words, HIV is transmitted by sex, street drug IVs, blood transfusions, and getting someone else's blood into your eyes or into cuts on your skin. It is not possible to contract HIV by giving blood.

TREATMENT—

- There are definite indications that those who test positive for HIV, yet who take good care of their immune systems, are less likely to develop full-blown AIDS. Those most often in this category are individuals who contracted HIV by accident (such as hemophiliacs) and normally lived healthful, clean, lives. Many of them never develop AIDS.
- Conduct yourself properly, so you are not likely to contract HIV in the first place. Maintain an excellent immune system through proper diet, rest, exercise, etc.
- But if you contract HIV, then you need to think through what you need to change in your life. And then set to work to rebuild your immune system.

- Raw foods, such as fruits and vegetables, especially those high in vitamins A, B complex, C, and E are very important. Take vitamin C to bowel tolerance. Selenium and zinc, along with potassium, calcium, and magnesium are also important.
- Garlic, cabbage, kelp, and lots of fresh and cooked greens are important. Eat whole-grain products.
- Limit your intake of soy products, without fully dropping them.
- Stop eating meat, processed food, and junk food. Banish tobacco, alcohol, and coffee. Avoid those who smoke.
- Here are herbs which will help rebuild the immune system: echinacea, burdock, garlic, goldenseal, pau d'arco, psyllium, suma, and ginkgo.
- Also important is black radish, dandelion root, and silymarin (milk thistle extract), to strengthen the liver. Aloe vera inhibits the growth and spread of HIV. St. John's wort tends to inhibit retroviral infections.

Certain activities tend to tear down the immune system faster than anything else. Everyone should be aware of what those activities are:

- Using any form of nicotine.
- Drinking alcohol.
- Using street drugs.
- Taking medicinal drugs.
- Eating primarily junk food.
- Sexual excess, especially non-monogamous sex.
- Overeating and getting little exercise.
- Eating lots of pork, shellfish, and animal fat.
- See your physician and/or follow the instructions for "[Cancer](#)" in this book.

ENCOURAGEMENT—You have a bright future, if you will give your earthly life to Jesus, just now.

He can forgive your past and empower you, by His grace, to obey His Ten Commandment law. Everyone in the world needs Him. You can be one of those who find Him.



**ENCYCLOPEDIA
INDEX PAGE**

Section 16

Poisons

Part 1

Bites, Stings

URTICARIA (Nettle Rash)

SYMPTOMS—Small, pale swellings on the skin, with severe itching and burning which come and go, to be replaced by others. Each lesion lasts a few hours, and is succeeded by new ones in other places.

CAUSES—One cause is contact with the nettle plant, which pricks a poison into the skin. Other causes include wheat, milk, eggs, chocolate, and other food allergens.

HYDRO—The following formula is from the author's book, *Water Therapy Manual* (see [order sheet](#)):

Sponging with very hot water, Hot salt or alkaline Sponge, Prolonged Neutral Bath (*p.* 239).

ENCOURAGEMENT—Pray earnestly for help in all the little things of life, and you will be ready when great crises come.

INSECT STING

SYMPTOMS—Redness, slight swelling, and possibly some itching.

Reaction to the sting can sometimes be more pronounced: hoarseness, labored breathing, confusion, difficult swallowing, and severe swelling.

Sometimes the reaction can be severe: possible closing of the airway and perhaps shock (cyanosis and a

drop in blood pressure).

CAUSES—Certain stinging insects in North America can cause reactions (honeybees, bumble bees, African bees, hornets, scorpions, fire ants, yellow jackets, wasps, spiders, centipedes, and ants). Of these, the honeybee, yellow jacket, and African bee are the most dangerous.

Bee venom contains formaldehyde.

Note: Each year, bee stings cause more deaths in America than snake bites.

TREATMENT—

- Pull out the stinger, if any remains. (Honeybees leave their stinger in the wound. It must be pulled out immediately, for it keeps pulsating venom into the skin.) Avoid removing the stinger with your fingers; use a knife blade to scrape it out, to avoid squeezing in more poison.
- Apply a paste of baking soda and water on the area or a compress that is wet with ammonia water (more useful for scorpion stings).
- Wet a little calcium gluconate and put it on the area.
- Crush a charcoal tablet and place in the area, and cover with cloth. This will reduce pain and swelling. Put some wet powdered charcoal in an cloth and tie it on for 3-4 hours.
- Charcoal has an amazing adsorptive (not absorptive) ability to pull into itself toxins and poisons, thus neutralizing them. This is due to its large chemical surface and the fact that charcoal is pure carbon. The carbon molecules are eager to unite with other substances.
- Clay or mud can also be used, especially if you are out in the woods. Put some mud on it as soon as possible and leave it on for a half hour. Try to select the mud from a clean place, not from a mud hole, where animals may have polluted it. If pain persists, apply charcoal.
- An enzyme-based meat tenderizer breaks down the proteins that make up insect venom, but you have to use it right away for it to be effective.
- To avoid infection, do not scratch the area.
- Also helpful are calcium chloride, hydrochloric acid, or ammonium chloride on the area.

- Apply poultice of white oak bark and leaves, comfrey, and slippery elm.
- Pain gels, DMSO, or Caladryl lotions can be applied.
- Calamine lotion often reduces the itching.
- Drink as much yellow dock tea as you can or take echinacea (tea or in capsule form).
- Ironically, either hot or cold will lessen the pain.
- A lengthy hot tub bath will help relieve abdominal pain that often develops after a bite.
- A cold pack or ice pack on the area will help relieve pain.
- Those sensitive to stings should avoid situations in which they might get stung. If they have to be in such localities, they are wise to carry adrenalin (epinephrine) with them and be accompanied by a friend who can go for help. Reactions can occur within minutes or hours. Contact a physician. Death can result if treatment is not sought.
- If you have a known allergy to a certain venom, you can have a physician prescribe an emergency treatment kit which you can keep with you.
- Purchase a small venom extractor and keep it with you.
- Squashing a yellow jacket releases a chemical that causes other yellow jackets to attack. When one stings, that also causes the others to become excited. If bit, run. Go indoors or jump into water. Insects have a hard time following a person through a thicket of woods.
- Insects are repelled by the odor of turpentine.
- Stinging insects prefer dark colors. So wear white or light-colored clothing.
- Do not wear perfumes of any kind.
- Insects are attracted to people who are deficient in zinc. Take at least 60 mg a day.
- Sometimes brewer's yeast or garlic rubbed on the skin deters insects.
- Drinking alcohol or eating an excess of sugar attracts biting, and other, insects.
- Also see "[Spider Bite](#)," which includes that of black widows. Also see "[Snake Bite](#)."

Treatment for a black widow bite is the same as that for a snake bite.

ENCOURAGEMENT—Praise God for all His blessings, and you will have more to praise Him for. How many are the dangers He has protected you from!

CHIGGERS

SYMPTOMS—A red spot that itches intensely for about 3 days.

CAUSES—Chiggers, also called red bugs, are extremely tiny insects in the class (arthropoda, eight-legged creatures) which includes scorpions, spiders, and mites. They prefer grassy, weedy, fields, but are also found in wooded areas. They are active from May to September, and especially during June and July.

Moving slowly, a chigger crawls along until he finds a tight spot in a body crease or where the clothing is tight. Then, about 2 hours after hitching a ride, he digs in by injecting fluid which dissolves tissue and produces a welt. About 3-6 hours later the itching begins and continues for about 3 days.

TREATMENT—

- Remove the chigger by scratching off with a fingernail, or apply castor oil or Vaseline. Another method is to apply clear nail polish to the spot; this smothers the creature.
- A charcoal poultice can be a help.
- Banana is reported to soothe chigger bites.
- Hot baths help control the itching.

ENCOURAGEMENT—Find in the Lord the strength you need every day. The Lord is a great God, and a great King above all gods. Oh come, let us worship and bow down, and kneel before our Maker.

ITCH MITE

SYMPTOMS—Itching occurs, but seems to travel from place to place on the skin.

CAUSES—Beware of bird nests close to your house! Many birds are infested with mites, and these can enter your home and get on you.

TREATMENT—

- Wash the affected part with tar soap. Wash clothing in boiling water or press them with a hot iron.
- Steep a tablespoon each of burdock root, yarrow, and yellow dock root in a pint of boiling water for half an hour. Strain, add a pound of cocoa fat, and keep boiling and stirring until it is a salve. Use this for an itch of any kind.

ENCOURAGEMENT—Oh how good the Lord is to all of us, and how safely we may trust Him every day. He calls us His little children. So obey Him in all things, and your happiness can only deepen.

MOSQUITO BITE

SYMPTOMS—A mosquito bite with its attendant itching.

CAUSES—The culex, aedes, and anopheles mosquitoes are in North America. [Malaria](#) can sometimes occur (which see). The treatment below is for non-malarial bites.

TREATMENT—

- To relieve itching: Rub with raw garlic or fresh lemon juice; repeat as often as possible. Rub with damp salt. Rub with vitamin C tablet or powder.
- To prevent bites from occurring: Eat lots of raw garlic. Avoid sugar and white flour in all forms. Include vitamin B complex and/or brewer's yeast in the diet.

ENCOURAGEMENT—We strive for happiness, but rarely find it. Only in God can we find genuine, lasting, peace of heart.

LICE (Pediculosis)

SYMPTOMS—Itching of the skin, often on the head, trunk, or pubic area. Lice eggs can be seen on one's hair. The person will feel like he is overheated or has a slight fever.

CAUSES—There are three types of lice which infect people: the head louse (pediculosis capitis), the body louse (p. corporis), and the crab louse (p. pubis). Crab lice (also called crabs) are spread by sexual contact.

Lice can be spread by hanging coats, scarves, and caps together or using someone else's comb, brush, etc. They live on the clothing (especially in the seams), travel to the skin once a day for a meal, then back onto the clothing.

Lice live about 30 days, and the female lays about ten eggs a day. The tiny eggs (nits) are laid at the base of a hair shaft. As the hair grows, the nits are carried upward and can be seen. They look like tiny black or rust-colored spots at, or near, the base of the hair. They can even be found on the chest, beard, and eyelashes.

TREATMENT—

- No drugs are needed to eradicate lice. Instead use one or more of the following methods:
- Heat combs and brushes to 151° F. for 5-10 minutes; soak for an hour in 2% Lysol solution or freeze for 30 minutes.
- Launder clothing and bedding in hot water. Non-washable items should be sealed in a plastic sack for 10 days.
- Soak the place on the body for 30 minutes in very warm, soapy, water.
- The hair can be doused in kerosene and then wrapped in a towel. Garlic compresses can be placed on the scalp for 2 hours. Hot vinegar (or a 50-50 vinegar/water mixture) applied to the scalp will loosen eggs, so they can be vigorously combed out of the hair with a fine-toothed comb. A 50-50 mixture of kerosene and olive oil can be put on the scalp to get rid of the nits.
- Be careful what you place on the eyebrows; you do not want to damage the eyes. Petroleum jelly has been recommended to suffocate the lice.

- Use, as a hair wash, either labrador tea or field larkspur.
- Vacuuming carpets is as effective as spraying them. Do it frequently.
- Scrub toilet seats regularly.
- Whatever method you use, keep in mind that there is a 14-day cycle; you must work intensely for a little over 2 weeks on your body, clothing, and home if you are to have success.

ENCOURAGEMENT—In everything you do, put God and His standards first. You will never be disappointed if you do this.

JELLYFISH STING

SYMPTOMS—A strong stinging feeling on the legs or arms while swimming at an ocean beach.

This may afterward be followed by headache, muscle cramps, coughing, shortness of breath, nausea, and vomiting.

CAUSES—Jellyfish and Portuguese men-of-war are found in warmer marine waters. The eastern beaches of Florida are one example.

Their long tentacles contain stinging cells which, touching you, pierce the skin and release poison. Even severed tentacles can poison just as intensively.

TREATMENT—

- Immediately rinse the wound with salt water. Do not use fresh water, because it activates any stinging cells which have not already burst. For the same reason, do not rub the skin.
- Neutralize the area as soon as possible by splashing on one of the following, and do it again as needed: Use rubbing or ethyl (liquor) alcohol, vinegar, ammonia, or meat tenderizer. Travel tip: Take a bottle of vinegar with you to the ocean beach.
- If any tentacles remain on your skin, apply a paste of sand and seawater; then wrap your

hand in a towel and wipe them off or scrape them off with a knife or credit card.

ENCOURAGEMENT—God is preparing the hearts of those who dedicate their lives to Him. Soon, at His coming, they will go to heaven to ever be with Him. This is something each one of us can have.

SPIDER BITE

SYMPTOMS—Pain, swelling, nervous reactions.

Black widow bite: Within a short time the victim feels agonizing pain throughout the body, especially in the abdomen, which may be rigid as a board. Cold sweats, difficulty in breathing, nausea, vomiting, and sometimes delirium and convulsions occur.

CAUSES—*Spider, scorpion, and centipede bites:* These can sometimes be dangerous; most are very painful. (Also see "[Insect Bite](#).") In case of spider bite, see a physician; it might be a black widow.

Black widow bites: Black widow venom is more potent, drop for drop, than the poison of a pit viper (rattlesnake, copperhead, or cotton mouth); but an extremely small amount is injected in each spider bite.

TREATMENT—

- The bite of a black widow should be treated like a [snake bite](#) (which see), except that it is not necessary to give antivenin.
- If there is swelling or pain after a spider bite, keep calm and apply a constricting band 2-4 inches above (above) the bite. Loosen the band for 15 seconds every 10 minutes. Do not let the extremity turn blue! Do not move the affected area, and keep it below the heart level, if possible. The victim should lie down. Pack ice around the wound.
- The objective, throughout the above paragraph, is to slow the blood and reduce spread of the poison.
- Drink as much yellow dock as possible or take 2 capsules every hour till symptoms recede. Swallow echinacea. Apply white oak bark poultices. Slippery elm, plantain, or comfrey are also good.

- Massive doses of vitamin C may save a life.

—See "[Snake Bite](#)" and "[Insect bite](#)" for much more information.

ENCOURAGEMENT—Trust Him with all your heart. He will carry you and your burdens. Find in Him the answers you need.

SNAKE BITE

SYMPTOMS—One or two tiny bite holes which cause intense pain; frequently there is nausea, vomiting, and unconsciousness.

CAUSES—There are two types of poisonous serpents in North America:

The pit viper (which includes rattlesnakes, copperheads, and cotton mouths [also called water moccasins]) has a deep, heat-sensitive, pit on each side of the head. Pit vipers lunge forward, bite, and immediately pull back. Their venom contains a blood poison.

The coral snake does not jump and, when it catches hold of the flesh, must hold on and chew awhile for the poison to sink in. Its venom is a nerve poison.

More on identifying coral snakes: They are found only in the southernmost areas of the United States, as well as south of the border, and have brightly colored rings. There is a non-poisonous snake which looks similar, but the colored rings are arranged differently. Remember it this way: "Red by black, friend of Jack; but black by yellow, kill a fellow."

The danger from snake bite occurs when the poison reaches the heart, and, secondarily, the effect of that poison on the blood and nervous system.

The action of the venom is rapid, regardless of the type of poisonous snake. There is rapid swelling and inflammation.

If treatment is not immediately given, the poison may cause death. If not death, then, after the initial effects of pain and shock begin to wear off, extensive tissue damage begins. There is suppuration, gangrene, sloughing, and hemorrhage. If this happens, recovery time is greatly slowed.

TREATMENT—

- The best single remedy you can keep on hand is a small hand-suction extractor for immediately pulling the poison out of the wound. Continue this for half an hour. (This suction is less useful for coral snake venom, but use it on all snake bites anyway!) If there is no other way to extract the poison, another person should suck it out, continually spitting out the blood, for half an hour.
- The person doing the sucking should not have any sores in his mouth.
- Suction can also be done with a pop bottle heated and applied. As it cools a vacuum is formed.
- Another alternative is to cut off the end of a plastic injection syringe at the bottom of the large end, apply to the bitten area, and pull back on the plunger.
- Have the patient lie down, keep him calm and warm, apply a tourniquet above the limb where the wound is. This constricting band should be tight enough to shut off the venous blood, but not so tight that it stops the arterial circulation. Loosen the band 15 seconds every 10 minutes.
- The instruction formerly was to cut across between the two bite holes, so you could suck out more blood and poison. The current theory is that no cuts should be made, but only sucking. It might be the best to suck and spit for a couple minutes; this will clean the surface as well. Then cut across, so you can suck even better. But, when you are in the crisis, do what seems best.
- Do not give liquor to the person, thinking that this will help him. It does not!
- Specific antivenin serums are in stock for various species of snakes. Learn to identify the various snakes in your locality. (Coral snakes are primarily found only in the southeastern states.)
- Massive doses of vitamin C may save a life.
- Keep calm and work carefully. Excitement speeds up the blood flow to the heart.
- In most cases, the person does not die. But pray and get yourself prepared for whatever may happen.
- After the suction process is over, take charcoal from the campfire, mix it with water and drink it, as follows: a half glassful of water with 1 teaspoon of charcoal, and drink another one every 15 minutes until the danger is past.

- If able to do so, a couple hours later, take a steam bath or something similar, to sweat out the poison.
- Throughout all this time, you should eat no food.
- If, after several hours, the bite area is still swollen and painful, put kerosene on a cloth and apply it, keeping it wet for several hours. This will help neutralize the poison. An alternative is to grind up raw onions and apply to the area. Leave them there until an offensive odor, not of onions, is noticed. Remove; bathe the area; and apply more raw, crushed, onions until the pain is gone.

ENCOURAGEMENT—When trials and tribulations come to you, know that every thing will work out well if, through dedication and prayer, you will keep close to God.



**ENCYCLOPEDIA
INDEX PAGE**

Section 16

Poisons

Part 2

Transmitted Diseases

TYPHUS

SYMPTOMS—Sudden onset of chills, high fever, prostration, and general pains. The patient is excited, mentally alert, and has a flushed face and bloodshot eyes.

Delirium frequently occurs early. Small pink spots on neck, chest, abdomen, and limbs appear about the fifth day. They change from pink to red, then to purple, and finally turn brownish.

Heavy bronchitis, with cough and sputum. Pulse is rapid, but blood pressure is low.

In its early stages, typhus is like Rocky Mountain spotted fever, but the home treatment for both is essentially the same.

CAUSES—There are three main types of typhus fevers (louse fever, flea and tick fever, and mite fever), but they are all treated about the same and are caused by similar bacteria carried by lice, fleas, ticks, or mites.

Typhus occurs where people are crowded together under unsanitary conditions.

But Rocky Mountain spotted fever and Lyme disease are more easily acquired by anyone who goes out into the woods.

—See "[Rocky Mountain Spotted Fever](#)" and "[Lyme Disease](#)" for related information.

TREATMENT—

- Typhus is a tropical disease, and occurs rarely in the northern climates. Call a physician.

If none is available, give the treatment for "[fevers](#)" and "[Bubonic plague](#)" (which see).

ENCOURAGEMENT—The end of all things is at hand. Oh that we could see, as we should, the necessity of seeking the Lord with all the heart! Then we should find Him. May God teach each one of us how to pray more fervently.

ROCKY MOUNTAIN SPOTTED FEVER (Tick fever)

SYMPTOMS—Symptoms begin 7-12 days after being bitten: headaches, chills, weakness, fever, muscle pain, and dry cough. There is a skin rash on the wrists, ankles, palms, soles of the foot and forearms; this then spreads to the neck, face, axilla, buttocks, and trunk.

Next comes liver enlargement and pneumonitis. If untreated, circulatory failure brings death.

CAUSES—When symptoms first appear, do not wait for a positive blood test identification before instituting treatment. Death may occur as soon as 4-10 days after appearance of symptoms. Contact a physician.

Spotted fever is caused by a similar bacteria (rickettsia) that causes [typhus](#) (which see), but spotted fever is transmitted by a tick. Of the reported cases, 90% occur along the eastern seaboard and 10% in the Rocky Mountains. But it can be contracted anywhere in between those regions.

May through October is when people, who are out in the woods, are especially bitten. You can also get it from your dog, which has been roaming the woods and picking up ticks as though he were a vacuum cleaner.

TREATMENT—

- Call a physician; auxiliary home treatment would be for "[fevers](#)" and "[Bubonic Plague](#)." For preventative measures, see "[Lyme Disease](#)."
- If a tick is biting you, pull it off slowly so as not to leave part behind; then rub on a little alcohol, vinegar, or lemon.

PREVENTION—Before going on a walk in the woods or fields, mix 50-50 powdered sulphur and talcum powder, and dust it on your legs and around your waist. An old-timer suggests putting a little turpentine around your ankles and one drop on your tongue, to discourage them.

Avoid sleeping where cattle graze or near your dog.

—Also see "[Lyme Disease](#)."

ENCOURAGEMENT—We can safely trust in God, to help us through the trials and disappointments of life. Go to Him and find in Him the help you so much need. He will give that which is best.

LYME DISEASE

SYMPTOMS—Between 2 and 32 days after the bite, symptoms appear: fatigue, flu-like symptoms, stiff neck, backache, headache, nausea, and vomiting.

Ultimately, enlargement of the lymph nodes and spleen may occur, along with irregular heart rhythm, arthritis, and brain damage.

Some of these symptoms slowly pass away over 2-3 years. But sometimes symptoms recur later without having been bitten again.

Because this disease is now so prominent, and because it can occur so mysteriously, here are more detailed symptoms on its usual 3 stages (which not everyone goes through):

1 - Small raised bumps (and/or a rash) appear on the entire body for 1-2 days or several weeks and then fades. Fever, chills, nausea, and vomiting may also occur.

2 - Weeks or months later, facial paralysis may occur. Frequently, enlargement of the spleen and lymph glands occurs and/or severe headaches, enlargement of the heart muscle, and abnormal heart rhythm.

3 - This can develop into backache, stiff neck, joint pains in the knees, swelling and pain in other joints, and even degenerative muscle and joint disease.

Physicians especially look for these symptoms, before treating with antibiotics: a small red bump at the site of the tick bite; a bull's-eye rash surrounding it; and flu-like symptoms such as fatigue, chills, and joint pain. If treatment is postponed until more advanced symptoms develop (heart, brain, or joint problems), drug medications do not work as well.

CAUSES—The bite of a tiny tick (*Ixodes dammini*) is primarily carried by deer; but it is also carried, in the eastern states, by white-footed field mice and, in the west, by lizards and jackrabbits. In California it is also transmitted by the black-legged tick, carried by wood rats.

Both deer ticks and black-legged ticks are very tiny: An adult is less than 1/10th of an inch, and the nymph is a pinhead in size. They are much smaller than a dog tick.

Lyme disease most frequently occurs where the white-tailed deer is most abundant, which is the northeastern states. Eight states report 90% of the cases: Connecticut, Massachusetts, California, Minnesota, New York, Rhode Island, Wisconsin, and New Jersey. But it has occurred in every state except Alaska, Arizona, Hawaii, Montana, and Nebraska. The disease was first identified in the mid-1970s in Lyme, Connecticut.

Dogs and cats can collect these special ticks out in the woods and bring them into your home.

Tick bites are generally painless and unnoticed; so the symptoms may not at first, or later, be correctly diagnosed. But in advanced stages, when correct diagnosis finally occurs, the situation may have become critical.

The symptoms are similar to those of [multiple sclerosis](#), [gout](#), and [Epstein-Barr virus](#) (chronic fatigue syndrome), all three of which see.

A test now exists which can detect the bacteria (*Borrelia burgdorferi*) which causes Lyme disease. Antibodies are present from 3 days to 3 weeks after infection.

The majority of cases occur in the summer and fall. After a tick bites, it waits several hours before it begins to feed on the host's blood; and, once it does, it feasts for 3-4 days. The longer the tick remains attached, the greater the risk of Lyme disease.

Lyme disease is treatable and almost always curable if correctly diagnosed in the early stages. But, because the bites are usually painless, the incubation period so long, and the symptoms so varied, the problem may go unrecognized for weeks or months.

If you develop a bull's-eye type of rash anywhere on your body, see your health-care provider right away.

TREATMENT—

- The longer the tick is attached, the greater the risk of Lyme disease.
- Remove the tick with tweezers. Put the tweezers close to the skin and slowly pull

straight out. Do not twist. You want the entire tick out, without leaving part of it in the skin or injecting bacteria from its broken body into the skin. You may pour rubbing alcohol on the tick before pulling him out. Do not touch the tick with your hands. Do not apply kerosene, turpentine, or petroleum jelly.

- Wash your hands and the bite area. Apply rubbing alcohol to the bite area. Do not use a match to get the tick out.
- Save the tick in a jar. Call a physician if you want it tested immediately. Watch for symptoms over the next 3 weeks.
- Put suspicious clothing in the dryer for 30 minutes, to kill ticks by dehydration. Washing clothes, even in hot water and bleach, does not necessarily kill ticks.
- Heat relieves pain. Hot baths are helpful. See "[Fevers](#)."

PREVENTION—The best solution to this problem is prevention. Avoid going out in the woods in the summer months, when ticks are the most active (especially June to August). Stay on the center of the trails. Check yourself and your children carefully afterward.

Wear long pants and tuck them into your socks. Wear a long-sleeved shirt with a high neck or scarf, plus hat or gloves. If the clothing is light-colored, you can see the ticks better.

You may choose to use an insect repellent containing deet (diethyl toluamide). It lasts longer than others, and is said to be safe on the outside. But it is deadly if taken into your body, and dissolves plastics and synthetics.

Not everyone bitten acquires the disease. A high sugar and fat diet attracts insects! The skin eliminates toxins, which attract bugs when the diet is unnatural.

When the blood is pure and the body clean, there is far less likelihood of tick bites and lice infestation.

A diet high in fiber and natural food will help keep the body clean and protect against infections. Sugar attracts insects.

Herbs useful in preventing infections include: echinacea, goldenseal, garlic, and burdock. Rubbing with lemon juice will disinfect the area. Aloe vera on the area will aid in healing.

Vitamins A and C protect against infections. B complex vitamins help keep the blood clean. Eat lots of greens.

A test is now available, but false positives occur sometimes. So, if you are being treated for Lyme disease and are not getting better, consider having a second test made. One study of nearly 800 people, diagnosed with Lyme disease, revealed that half of them did not have it! Physicians blame false-positive tests for this.

—Also see "[*Rocky Mountain Spotted Fever*](#)."

ENCOURAGEMENT—If, through surrender and prayer, you are in Christ, as the trials come, the power of God will come with them. You will receive exactly that which is best at this time.

BUBONIC PLAGUE (The Plague)

SYMPTOMS—Following an incubation period of 2-10 days, the disease begins suddenly with a high fever, severe headache, great weakness, and pains in the back and limbs. There may be vomiting and diarrhea.

The fever may go up to 104° F. the first day, accompanied by intense thirst.

Buboes (swollen places) begin to appear the second day in the groin, under the arms, and in the neck.

The disease causes great weakness, and death often occurs sometime between the third and sixth day.

CAUSES—In the bubonic form of the plague, the lymph glands swell; when swollen, they are called "buboes."

This is a disease carried by the Norway rat. The bacteria are in its droppings, which it leaves in the food stuffs it has broken into and partly eaten.

In earlier centuries, several outbreaks of the plague occurred; during one of which one-sixth of the people of Europe died.

There is also a pneumonic form of the plague, which is far less common. The symptoms are about the same as pneumonia, but it is transmitted through the air and is extremely contagious.

The plague essentially never occurs in the Western world today. We mention it here so you will be aware of the symptoms.

TREATMENT—

- Call a physician. Living cleanly and eating right is the best prevention. Healthy, rested, people can resist infection better than others.

ENCOURAGEMENT—All our sufferings and sorrows, all our temptations and trials, all our sadness and griefs; in short, all things—work together for good to them that love God and are called according to His purpose.

DOG OR ANIMAL BITE

SYMPTOMS—You are bitten by an animal.

CAUSES—A dog or other animal has bitten you; is it dangerous?

The first question is has the skin been broken? If the tissues have been merely squeezed, then the matter is of little importance. There may be soreness and a black-and-blue appearance, but it will soon disappear.

But if there has been penetration—an actual wound—then action must be taken. The animal may be perfectly healthy, but of that you cannot be certain.

The animal's teeth may cause the spores of tetanus germs to enter the body or the animal may be rabid. Such bites, if not promptly treated, can result in death.

TREATMENT—

- If you have been bitten, remove the animal's saliva from the wound by washing the area thoroughly with warm water, and then with soap and water. Rinse with plain water. Either catch the dog and confine it or know who the owner is. Notify health authorities, so they can observe the animal.

—See "[Rabies](#)" for detailed information about this danger and what should be done. Also see "[Tetanus](#)." Tetanus is far less likely, yet is a possibility.

ENCOURAGEMENT—All experiences and circumstances are God's workmen whereby good is brought to us. Let us look at the light behind the cloud.

RABIES (Hydrophobia)

SYMPTOMS—Symptoms begin appearing within 1-4 months after the bite, but sometimes longer. They include numbness, soreness, and tingling where the bite occurred.

These sensations spread, and it becomes difficult to swallow, breathe, and talk.

Then more extensive muscle spasms begin, and the victim gradually becomes maniacal. The final stages are depression, exhaustion and sometimes paralysis, coma, and death.

If the symptoms of rabies have already begun to appear, the person will probably die.

See end of this article for symptoms in a rabid dog. Rabies can also be transmitted by the bite of infected bats, foxes, skunks, and other animals.

CAUSES AND TREATMENT—

- A backwoods nature doctor, who has treated all kinds of things with remarkable success, says to do this: Wash the wound with water right away and then mix with half and half vinegar and warm water, and wash the wounds with it. When dry, apply 1-2 drops of muriatic acid (hydrochloric acid) to each wound. Do this even if, what appears to be, a rabid dog only licks a previous wound on you.
- For extra precaution, you may apply a tourniquet and a rubber vacuum cup as for a [snake bite](#) (which see for further details). If acid is not available, you may burn the wound with a magnifying glass in the sunlight. Or use a red-hot iron. Then treat as for a regular burn until it is healed. This treatment usually prevents further worry. So says this backwoodsman.
- Jethro Kloss has a lengthy article on this in his book, *Back to Eden* (pp. 490-495) (see [order sheet](#)). He also says to put hydrochloric acid on the wound, to neutralize the rabies poison in the saliva. Then, after discussing a number of herbal remedies to also use, he quotes a scientific paper by an M. Buisson, read to the French Academy of Arts and Sciences. M. Buisson had accidentally contracted rabies from a woman suffering with it. By the time he discovered he had it, the disease was advanced and he knew he was soon to die. Kloss quotes a London newspaper which reported on the scientific paper:

"Concluding from these various symptoms that he was suffering with hydrophobia, he [Buisson] resolved to make an end of himself by suffocating himself in a vapor [steam] bath. With this view, he raised the heat very, very, hot, but was delighted, no less than surprised, to find that all his pains disappeared. He went out of the bath completely cured, ate a hearty dinner, and drank more freely than was usual with him. He adds that he has treated more than fourscore persons who have been bitten by mad dogs in a similar manner, and they all recovered, with the exception of a child seven years old, who died in a vapour bath he was administering."—*Kloss, Back to Eden, p. 493.*

- Water therapists normally work with a steam bath temperature of 115°-120° F. (See our *Water Therapy Manual* (see [order sheet](#)) for detailed information on steam baths, pp. 131-138.) Those with diabetes, valvular heart disease, extreme arteriosclerosis, or emaciation should not use a steam bath.

Kloss also quotes a German newspaper which discussed an incident which happened in Saxony:

- "A Saxon forester named Gastell, at the age of 82, unwilling to take to the grave with him a secret of so much importance, has made public in the *Leipsic Journal* the method which he used for fifty years, and he affirms he has rescued many human beings and cattle from the fearful death of hydrophobia. Wash the wound immediately with warm water and vinegar; let it dry, and then pour upon the wound a few drops of hydrochloric acid, and that will neutralize and destroy the poison of the saliva."—*Op. cit., p. 494.*

We included the above as a matter of historical interest. Now we return to modern physiologic and medical theory on rabies:

- Nearly all human rabies cases result from dog bites. The animal can transmit disease before it shows symptoms of rabies; but, except in rare instances, the symptoms will appear within 10 days if it is rabid. The disease is always fatal, unless it is halted by a series of Pasteur treatments, which are started before symptoms first appear.
- If at all possible, it is crucial to confine the animal which inflicted the bite so it can be observed. The course of the disease runs so fast that the animal should show symptoms of rabies before they begin to appear in the person. If the animal is rabid, it will show clear signs within 2 weeks, then the person bitten should begin the Pasteur series of rabies shots (unless circumstances are clear that the animal was not rabid).
- If the animal got away and cannot be found, then the person should immediately take the rabies vaccine series.

- If the series has already been started, and the animal is then found not to have rabies, the Pasteur treatments can be stopped.
- About 10%-12% of persons bitten by a known rabid animal, and not treated, will contract rabies and die. If the Pasteur series is started within 2 weeks or less after the bite, about one-third of 1% of those bitten will die.
- It is not widely known that rabies is sometimes transmitted accidentally in hospitals. Rabies in humans is sometimes misdiagnosed as a stroke. After death, some of that rabid tissue may be transplanted to another person.
- If your child's pet hamster bites him, do not think the child needs to start rabies shots. Know that, if you have had that hamster for 3 weeks or more and it shows no symptoms of rabies, the hamster does not have rabies.
- Rabies shots last 10 days and are so difficult to take that the person often goes to the hospital for respiratory support while they are in progress.

SYMPTOMS IN THE DOG—Initially, there is a marked change in its disposition. He will become very friendly or very snappy; the bark becomes hoarse.

Paralysis may soon develop—first the lower jaw, then the hind legs, and gradually the rest of the body.

But, instead, the dog wants to run away. It may run for miles, snapping at any creature which comes near it.

Finally, it becomes exhausted and paralysis sets in.

If a dog shows signs of rabies, it must be chained (not roped), and observed for 2 weeks.

—Also see "[Dog or Animal Bite](#)" and "[Antispasmodic Tincture](#)."

ENCOURAGEMENT—Jesus encourages you to persevere in prayer. In Him you can find the help you need for the crisis you face.

TULAREMIA (Rabbit fever)

SYMPTOMS—The first indication is a local ulceration at the infection site. About 1-7 days after infection occurs, chills, headache, prostration, and general pains suddenly begin. The disease is characterized by high fever and recurring chills with drenching sweat. A shallow but ongoing ulcer develops at the site of the original wound or bite. Lymph glands draining that area become swollen and painful (but they should not be lanced!).

If not treated, the fever generally lasts 3-4 weeks, and generally is not fatal. But convalescence is slow. Physical and mental depression can last for months.

CAUSES—One cause is the bite of an animal, generally a rabbit. A more frequent cause today (87%) is cutting oneself while skinning and dressing infected rabbits or ground squirrels. Often these are wild rabbits.

If you notice the appearance of symptoms—and you have been working with rabbits, especially wild ones—then have the condition immediately diagnosed. Sputum samples are highly contagious, so the lab should be warned about your suspicions.

TREATMENT—Go to a physician.

ENCOURAGEMENT—We yearn for a deeper, broader, sense of God's presence. As we seek for it, we find the strength, peace, and encouragement we need. God will help you.

CAT COCCIDIA (Toxoplasmosis)

SYMPTOMS—Symptoms can mimic the flu, cause headache, high fever, rash, swollen lymph nodes, meningitis, hepatitis, pneumonitis, myocarditis, blindness, and diarrhea.

If a pregnant woman contracts this disease, it will cause birth defects in the fetus (brain defects, blindness, and/or mental retardation).

CAUSES—Those who keep cats should be aware of this danger. Cat coccidia is caused by a tiny protozoa (*Isospora bigemina*) which lives in the intestines of cats. Apparently, it is in many cats!


This disease is acquired by inhaling or swallowing dust from contaminated kitty litter boxes or outdoor sand or dirt piles. But it can also come from eating rare beef. While that protozoa is in an intermediate stage, it is outside the cat's intestines—and can enter the human body.

TREATMENT—

- See a physician. Diagnosis is made from a positive blood test or skin test.

PREVENTION—Women should avoid cats just prior to, and during, pregnancy. They should only eat well-cooked meat. Better yet, stop eating it entirely, since many diseases are transmitted through eating meat, poultry, fish, and shellfish.

ENCOURAGEMENT—You can trust God to do for you that which you cannot do for yourself. In Him is our strength and help. In Him we find the answers we need to life's problems.



**ENCYCLOPEDIA
INDEX PAGE**

Section 16

Poisons

Part 3

Allergies

ALLERGIES

SYMPTOMS—*Digestive (after eating) symptoms:* Dry mouth, food intolerance, stomach ulcers, canker sores, excessive tiredness, palpitations, swelled stomach, sweating, mental fuzziness, stinging tongue, metallic taste, heartburn, indigestion, vomiting, nausea, diarrhea, constipation, food cravings, pains, intestinal gas, gall bladder trouble.

Muscular and skeletal symptoms: Arthritis; aches in neck, back, or shoulders; fatigue; spasms; joint pain.

Respiratory and throat symptoms: Cough, asthma, frequent colds, postnasal drip, wheezing, hay fever, nosebleeds, chest tightness, hoarseness, shortness of breath, dry or sore throat.

Nervous symptoms: Tachycardia (fast heart rate), palpitations, depression, anger, anxiety, confusion, irritability, hyperactivity, restlessness, learning and memory problems.

Skin symptoms: Blotches, acne, flushing, hives, dark circles under eyes, itching, eczema, psoriasis.

CAUSES—An allergy is a sensitivity to some particular substance, known as an allergen. It may be harmless to some while causing problems for others. The allergen may be a food, inhalant, or chemical. It may be smoke, molds, pollen, perfume, formalin, etc.

Causes vary widely: There can be urticaria (skin rash with itching) from fish or strawberries; paranoia from sugar; headaches from perfume; or asthma-like symptoms from sulfite (a preservative in sulphured raisins and apricots). The list goes on and on.

Mold is a special problem. It can be in the house, in the food, in the drugs (that is what the penicillin-type drugs are: mold!). Avoid dampness in, or around, your home.

It is estimated that 35 million Americans, alone, have some type of allergy.

Unfortunately, we live in the chemical age. The body cannot handle all the problem substances entering it, and it rebels.

TREATMENT—

- Take vitamin C to bowel tolerance (the amount you can take before diarrhea results from the acidity in the C).
- Take vitamin A and zinc, and be sure and get enough essential fatty acids and vitamin B complex.
- Eat a balanced, moderate, nutritious diet and drink enough water—and you will find that many things in your life will improve.
- Try a fruit and vegetable juice fast for 1-3 days. If you are not thin, repeat it every month.
- Here is a good liver flush to take during the fast: 1 teaspoon of olive oil, one-half teaspoon of fresh ginger, 1 teaspoon of fenugreek, 1 teaspoon of ground dandelion, the juice of 1 fresh lemon, and a pinch of cayenne. Mix it in juice and drink every morning during the fast.
- Building up the body and avoiding the offensive substances is what you want. Regarding the second, what should you avoid? The simplest solution is to do a pulse test. Include one test item in each meal; take your pulse after each meal, and see if that item raised your pulse a little. Some people are disturbed each time they ride in a car. Keep searching for causes.

Here are other ways to have avoidance:

- Vacuum the house and car more often. Air-condition the house and car. Install an air cleaner in your bedroom or get one which connects to your central air conditioner. Buy a dehumidifier.
- Wrap your bedding in plastic. Use a synthetic pillow or none at all. Wash mattress pads more often.
- Get rid of the old carpets, clean the floors, and either install new carpets or stop using them. Use throw rugs instead.

- Clean damp areas in your home, such as under the sink and around the bathtub.
- If you have animals in the house, keep them clean, well groomed and healthy. Frequently change cages or wash their bedding. Animals are not involved in allergy as frequently as people think. They seem to be the 'allergy scapegoats'.

If you have absolute unmistakable evidence that a pet is the source of an allergy, try bathing it and keeping it well groomed. If this fails, be sure to find a good home for the pet. It is a living thing also and its needs should be respected. As a child with asthma I several times suffered having my pets taken from me when I would go to certain 'allergy specialists'- it never helped my asthma- and it sure didn't help my emotional development! (temcat edit)

- Set aside one room which you keep air-filtered.

—Also see "[Hay Fever](#)." Important, also see "[How to Do the Pulse Test](#)," immediately below. It explains how to identify food allergies.

ENCOURAGEMENT—How sweet it is to trust in God! How encouraging it is to find in Him the guidance we need for daily life. As you seek Him in prayer, He will bring you the deep peace your heart so craves.

PULSE TEST, HOW TO DO

WHAT IT IS—The Pulse Test is mentioned in this book occasionally. It was devised by Arthur Coca, M.D., and is discussed in detail in his book, *The Pulse Test*. It is a simple home method, to determine which foods you are allergic to.

HOW TO DO THE PULSE TEST—Identifying specific food allergens can improve your health. Each test is simple enough, but they must be continued over a period of time.

First, how do you take your pulse? Place your finger on an artery somewhere on your body that you can easily feel. Nurses check the pulse at the inside of the wrist. The author has found that it is much easier to check it on the upper front side of his neck, at the carotid artery. Have a stopwatch in your other hand and time the beats for one minute.

To perform this test, you take your pulse. This is called your basal pulse or base pulse rate.

Then you eat a single food, and check your pulse rate in 15, 30, and 60 minutes afterward.

An elevation in pulse rate of more than ten beats; that is, it beats more than 10 beats faster per minute than your base pulse. This means that you are allergic to that food.

A problem is that you may wish to eat more than one food at a time. You can take your base pulse, then sit down and eat your entire meal and keep checking your pulse 15, 30, and 60 minutes after you finished. In this way you will obtain an inkling that everything was all right at that meal or that something was wrong. Gradually, over a period of time, you can narrow it down, and then work on specific foods. Eating only one at a time and checking your pulse on those.

OTHER TESTS—Here are several other tests:

The Elimination Diet: Eliminate certain foods from your meal for several days, and see how it affects your pulse. This is a good pattern to use in connection with the Pulse Test.

Food Rotation Diets: This is said to be a good method. Grains, proteins, and other suspected foods are arranged in the diet so that their consumption is not repeated more frequently than every 4-5 days. This helps you figure things out a little more quickly with your pulse test.

The Fast Test: Fast for five days and then add individual foods and test each one with your pulse. This is far more accurate, but who wants to eat like a mouse all that time? The theory behind this method is that many reactions take 5 days to settle down and another 3-5 days to begin again. But following that theory, you will not be eating much for a good long time.

Skin Patch Test: This is something you can buy at your drugstore. Perhaps it will tell you something.

The Diet Diary: This method helps when offending foods seem to afterward bother you emotionally, give you headaches, etc. You keep an ongoing meal diary, at which you note what you ate, and afterward write down how it affected you. Within minutes or hours after eating an offending food, there may be indications of problems.

The RAST Test—This test costs about \$15 per food item, and you may want to use it, after narrowing the range with the other tests. The Radioallergiabsorbent Test (RAST Test) identifies specific antibodies in the blood to certain foods or other substances. Usually common allergenic foods, such as wheat, milk, eggs, yeast, and citrus are tested. But any food can be a problem. Most good laboratories do RAST tests. However, because it is extremely selective (only showing up positive Ige-mediated allergies), many false-negative reactions occur.

The Cytotoxic Allergy Test: This test exposes some of your white blood cells to a fraction of the

suspected food or substance. A battery of 38 to 40 tests of common foods are routinely tested for only \$80 to \$90, so it is less expensive and more convenient than RAST. Even inhalants, food dyes, or other chemicals can be tested! But the test is only done at large medical centers; and, again, many false-positives occur. Some experts question the reliability of this test, since human interpretation is required to analyze the results.

Unfortunately, results of RAST and the cytotoxic tests rarely agree. (It is said that each test locates different "systems" of allergies.) Frankly, it seems that you would do best just checking your pulse at home, and saving the money.

Once you have identified specific allergenic foods, you then eliminate them from your diet.

—See "[Allergies](#)" and "[Hay Fever](#)."

ENCOURAGEMENT—What must it be like to be close to God? It is a little heaven on earth, to go to heaven in. Yet, by daily surrender and prayer, we can each have this experience. Through the enabling strength of Christ obey His Ten Commandment law, and you will fulfill His plan for your earthly life.

HAY FEVER (Allergic Rhinitis)

SYMPTOMS—Itching in the nose, throat, and eyes. Runny or stuffy nose, headaches, pain in the head and sinuses, blurred vision, red and itchy eyes, postnasal drip. A clear, watery, discharge from the nose and eyes occurs. There is sneezing and nervous irritability.

CAUSES—Hay fever is most frequently caused by breathing in plant pollens. (Ragweed and grass pollen are the worst offenders.) The problem tends to be seasonal (spring or fall), according to plant cycles. But some may have to suffer with it all year long if they are sensitive to dust, feathers, or animal danders. Such people are said to have perennial allergic rhinitis.

Hay fever is a reaction of the mucous membranes of the eyes, nose, and air passages to such seasonal pollens, as well as to dust, feathers, animal hair, and other irritants.

Dry, windy, days; riding in an open car; and working in the garden sometimes increase symptoms.

Morning and evening hours are the most uncomfortable. Midday may be better.

Stressful situations and alcoholic beverages can trigger an attack.

Anger, resentment, or negative thoughts can increase the symptoms.

Hay fever sufferers frequently also have asthma and dermatitis.

The body is trying to clean out toxins and dust. If the diet is not nutritious; if the person is eating too much or eating foods, such as milk, ice cream, sugar, and white-flour products, the overloaded system cannot deal properly with the additional task of resisting the effects of airborne pollens.

TREATMENT—

- The most effective treatment is to avoid the irritant.
- Vitamin C in large doses of 200 mg or more daily greatly helps many with this problem.
- Vitamin A is essential for proper functioning of the respiratory system. The B complex (especially B₆ and B₁₂) help the body produce interferon, to protect the body against allergens.
- Calcium, magnesium, potassium, selenium, and zinc are also important.
- Be sure and eat green leafy vegetables. Stay on a high-fiber diet.
- Try eating unprocessed, raw, honey. It is rich in pollen.
- Water helps flush out the system. Be sure you are drinking enough.
- Because it firms up blood vessels throughout the body, exercise decreases nasal stuffiness.
- A hot footbath helps relieve nasal congestion.
- Consider these possibilities: Cold cloths wrung from ice water applied to the forehead greatly help. Change as soon as they warm up. Relief comes in about 45 minutes, but continue it for 3 hours. Then intermittently for 6 hours. In some, this treatment has stopped attacks for the season.
- Build up the immune system, and clean the blood and colon. Healthy sinuses have moist mucous membranes similar to the skin in the mouth. They are able to wash pollen and other irritants out of the nasal cavities and down the throat into the stomach, where they are neutralized.

- Guard against chilling. It constricts blood vessels in the skin, driving blood elsewhere—including the nasal cavities. This causes a swelling in the sinuses, which makes the symptoms worse.
- Fenugreek helps eliminate hard mucous from the body. Garlic kills bacteria. Goldenseal helps clear out toxins from the digestive tract.
- Cover mattress and pillows with plastic. Avoid wool bedding or furniture stuffed with horsehair.
- If you have animals in the house, keep them clean, well groomed and healthy. Frequently change cages or wash their bedding. (temcat edit)

—Also see "[Allergies](#)" and "[Asthma](#)."

ENCOURAGEMENT—Amid the problems to which all are exposed, we need help from God. As we come to Him, believing, we can receive all the help we need. Trust Him ever; He will never forsake you, except by your choice.

FOOD POISONING

SYMPTOMS—Pain, vomiting, cramping, weakness, diarrhea, dizziness.

Symptoms occur quickly, 1-4 hours after eating the contaminated substance. They can last for a few hours or a few days.

Salmonella symptoms: pain, vomiting, and diarrhea can require several days to appear.

Staphylococcus aureus symptoms: diarrhea, nausea, and vomiting 2-6 hours after the meal. It is good to induce vomiting, to help rid the system of toxins.

Botulism symptoms: 12-48 hours after ingestion, symptoms appear. Extreme weakness, double vision, swallowing difficulty. Paralysis and death can follow.

Giardia symptoms: Constipation, diarrhea, abdominal pain, loss of appetite, nausea, flatulence, and vomiting.

CAUSES—Eating food containing harmful bacteria causes food poisoning. Each year more than 2 million Americans report food poisoning. Of course, the actual number is far higher. Unfortunately, we live in a poisoned age. About 2 million Americans report food poisoning each year; of that number, 9,000 people die each year. A far greater number have food poisoning, who think it is the flu.

A full 90% of botulism cases in the United States are caused by improper home canning. The safest method is to cook the jarred food in a pressure cooker rather than in a tub on top of the stove.

Two-thirds of all food poisoning cases were related to the use of poorly cooked eggs.

The types of bacteria in food which cause disease (pathogenic) or produce toxins (toxigenic) cannot be seen, tasted, or smelled in the food.

Here are the most common of these food poisoning organisms:

Salmonella (Salmonellosis): This is the most common cause of food poisoning. It has especially increased since antibiotics began being placed in animal feeds, to prevent disease in crowded, unsanitary, conditions and help them grow faster. (More than 50% of cattle, poultry, and swine are now given antibiotics.) But, doing this, promoted the growth of antibiotic-resistant bacteria in animal intestines. A third of all chickens in America have salmonella.

Salmonella is easily transmitted on hands, food supplies, knives, table tops, cracked eggs, partly raw food, etc. Mechanical methods of evisceration in slaughterhouses also spread salmonella to all the other birds being slaughtered. Cooks that handle raw meat or eggs, and then handle other food—especially raw food, such as salads—endanger many people. Vegetarians should wash their hands with soap, immediately after handling raw egg shells. Cook eggs well. (Beware of mayonnaise; it contains raw eggs.) Milk and ice cream can also be contaminated with salmonella. In 1985, 17,000 people in the northeast became ill from contaminated milk.

Outbreaks of salmonella poisoning primarily occur in the warmer months. Symptoms range from mild abdominal pain to severe diarrhea, and even typhoid-like fever. This disease can so weaken the immune system that the kidneys, heart, and blood vessels are damaged. Arthritis can result.

Eating raw or poorly cooked chicken, eggs, beef, and pork products is the main way salmonella is eaten. But it can also be found in clams and oysters.

Of 35 food poisoning outbreaks reported between 1985 to 1987, 24 were caused by contaminated eggs, or foods containing them. Boil eggs for at least 25 minutes.

We will briefly note some other sources of food-borne illness:

Staphylococcus aureus: This is said to be the second-largest source of food poisoning (25%). This can be transmitted by coughing and sneezing on food.

Clostridium botulinum: This is old-fashioned botulism. Many restaurants and roadhouses leave food setting out at room temperature for hours. This can also be found in old mustard and other sauce jars. Although easily destroyed by cold or heat, botulism is the most deadly of all the food-borne diseases. It produces toxins which block nerve impulses to the muscles.

Heating food to 176° F. for 20 minutes or 194° F. for 10 minutes destroys the spores. Home-canned food, not properly cooked, can be dangerous. Never use contents of a bulging can or a rusty can! It is found in canned vegetables, meats, fish, mushrooms, and soups.

Giardia (giardiasis): This is found in drinking water from lakes and streams. It is not destroyed by water treatment, including chlorination. It can also be found in raw food which has grown in contaminated water. Giardia grows best where it is cool and damp.

Four other sources of food poisoning should be mentioned: *Staphylococcus*, *comprobacter jejuini*, *campylobacteriosis*, and *clostridium perfringens*.

Each of these comes primarily from eating meat, and sometimes dairy products.

Before concluding, keep in mind trichinae (*trichinella*), which is found in pork. Also beware of mold found on food; it can produce poisonous toxins. Do not eat potato sprouts; they have concentrated *solanine* which can cause hallucinations even after recovery.

TREATMENT—

- As soon as you believe you have food poisoning, take a eyedropperful of alcohol-free goldenseal extract every 4 hours for 24 hours. This natural antibiotic will destroy bacteria in the intestinal tract. (But never take goldenseal for more than a week at a time, during pregnancy, or if you are allergic to ragweed.)
- Take 6 charcoal tablets immediately, and again in 6 hours. They will help neutralize poisons in your bloodstream. Drink lots of good water (distilled is best).
- Telephone your regional Poison Control Center. There is a different phone number for each state. Dial the operator (0) or emergency (911) and ask for that number in your state.
- Use enemas to clean out the colon.
- Someone should help the one vomiting, so he does not choke. If he does not stop

vomiting within 24 hours, collect samples for analysis, to identify the poison.

- Sometimes it is best to induce vomiting. Lobelia will help or drinking water and putting a finger down the throat.
- If food poisoning may have occurred in a restaurant or roadhouse, contact the health department.
- If the condition continues, contact a physician.
- Research at the University of Wolverhamptom, in Britain, disclosed that all types of disease-producing intestinal bacteria died when garlic was present.
- A severe headache and vomiting soon after a meal may be caused by food [allergies](#), which see. Charcoal tablets will help solve that problem.

PREVENTION—It is best to stop eating meat and dairy products or, if you do, be sure they are most thoroughly cooked. Check home-canned jars carefully before opening them. Beware of restaurants, roadhouses, and salad bars. When eating out, you eat at your own risk. To help protect you, eat 2 garlic tablets before you eat anything else. Better yet, pack bag lunches and learn to buy what you need at a grocery store.

Refrigerate food you buy as soon as you can. Keep perishables refrigerated. Keep food hot or cold; food left at room temperature encourages bacterial growth. Keep the refrigerator set at 40° F. or below, and the freezer set at 0° F. or below.

Meat, poultry, eggs, and seafood are especially dangerous. They must be cooked thoroughly and hands washed; all utensils touching the raw materials must be sterilized. Do not use recipes calling for raw eggs which will remain raw or be inadequately cooked. Do not leave mayonnaises, salad dressings, and milk products sitting out at room temperature. Be especially careful at picnics.

Wash kitchen towels and sponges daily with a 1-20 bleach and water solution.

Do not use bulging cans or products with loose lids or cracked jars! Rusted, sticky, or bent cans should be discarded. Wash lunch boxes and Thermos bottles after each use.

Thaw all frozen foods in the refrigerator.

When reheating food, bring it to a quick boil, and cook it for a minimum of 4 minutes.

Do not give honey to a young baby below the age of one. Fed by the honey, botulism spores will grow in

the infant's intestine, producing botulism toxin.

ENCOURAGEMENT—By firm adherence to the right, through the grace of Christ, each one of us can fulfill God's plan for our lives. Go to Him in prayer and find the answers you need.

POISON IVY (Poison Oak; Poison Sumac)

SYMPTOMS—*In those only slightly sensitive to it:* One or more small round bumps with a slight pus area showing in the center. Each one is extremely itchy. It is slightly itchy until touched by something (clothing, a hand, etc.), when it suddenly becomes intensely itchy. Scratching brings momentary relief, but causes redness, rash, and more itching.

In those who are very sensitive to it: Extreme redness, rash, and large swelling of the affected area. The itch is continuous. Many large blisters develop. As the poison is spread over other parts of the body, both fever and secondary infection may develop.

Symptoms appear within a few hours to 7 days after contact with the plant.

CAUSES—The three poison plants in North America (poison oak, ivy, and sumac) contain a oily, slightly sticky, sap in the flowers, fruit, stem, bark; and roots which, when touched, produces a contact papular dermatitis on the skin. The plant has the greatest amount of this sap in the spring and early summer. The poison is *urushiol*, which has both a plant resin and a volatile oil. Even dead roots and stems contain urushiol.

Scratching can transmit the toxic substance to still other parts of the body.

Contact with the poison can be made, not only by touching the plant, but by touching an animal's fur, contaminated clothing, shoes, etc. Smoke from burning plants can, through droplets, transmit it to the skin, nose, throat, or lungs. In some cases, children have eaten the leaves or grayish berries and developed severe inflammation in the mouth.

Sensitivity to the plant varies from person to person, and even in different times in a person's life. Lightweight fabrics do not adequately protect against poison ivy or oak.

TREATMENT—

- If the possibility exists that you may have touched it, wash your hands as soon as

possible. Carefully wash downward, so the water drips down off your hands rather than up your arms. Wash with soap and water; rinse in running water; wash again with soap and water. Do this several times in order to get the toxic oils off your skin. Then dry and see what happens.

- As soon as you touch the plant, try to wash the skin with water, even if no soap is available. The water tends to carry off the oil. If nothing else is available, in an emergency apply paint thinner, ammonia, or acetone to carry off the oils.
- Yellow laundry soap is best for this purpose. You want a strong cleansing soap which cuts oil and carries it away. An alkaline laundry soap or detergent is the best.
- In washing the skin, never use a washcloth; it only moves the toxic oil around.
- Wash clothing and gear in soapy water.
- Those slightly sensitive to the plant can simply avoid touching or scratching the pimples, and the itching will be only slightly noticed. If they wish, they can briefly apply compresses of hot, plain, water to the area.
- Those strongly sensitive may wish to consult a physician.
- Keep in mind that, for most people, the treatment for urushiol is to reduce the itching until the poison eventually leaves the system, at which time the rash completely clears up.

What should you put on the affected area to reduce the itching? Here are several suggestions:

- Jewelweed always ranks at the top of every list. This is a small plant with dark green leaves and red berries, which may be found in your locality. If you are sure it is jewelweed (and if you can find it), crush the leaves and rub them lightly on the affected area. Another method is to ball up the whole plant and wipe it over the area.
- Other herbs include bloodroot, echinacea, goldenseal, lobelia, myrrh, plantain, or Solomon's seal.
- Another method is to apply a tea made of 50-50 white oak bark and lime water. Place it on a cloth, cover the area, and reapply as often as needed.
- Most poisons are either strongly acid or alkaline in pH. *For an alkaline antidote to the itching*, place some form of calcium powder, mixed with water to hold it in place, on the area. Calcium gluconate (a dietary calcium supplement) is what the author uses. It nicely reduces the itching. An alternate alkaline method is to blend oatmeal into a fine powder,


and add a small amount of water to make a paste. Goldenseal, a very alkaline substance, can also be used. Banana peels, rubbed directly on the area, bring relief for as long as 4 hours. Another way is to place calamine lotion on it (but beware of the antihistamine additives in some brands of it; they can produce their own allergic rash). White shoe polish (which contains calcium and pipe clay) has also been used, but it may contain additives you do not want.

- *There is also an acid approach to the problem!* Acid substances have also been used with success, to reduce itching: Wash lemon juice over the area, then pat dry. Repeat as needed. Vinegar can be used.
- Wet dressings and soaks are helpful. A physiologic saline solution (2 level teaspoons of salt to a quart of water) is useful.
- Run hot water (as hot as can be tolerated) over the area. This seems to wash off some of the oils. Itching may stop for several hours. Repeat when needed.
- When you are finished working on the affected area, you might wish to wash rubbing alcohol over the skin exposed to that area. This washes oils off your skin. (But this would appear to be a poor solution, since the oilless skin ought to have a higher affinity to the urushiol than oiled skin.)

Learn to identify the plant:

- Poison ivy is a small plant which, when a bush or tree is nearby, grows as a vine up it. Growing in the eastern states, it has three leaves with a notch in the two outer ones. The central leaf is at the end of the stalk.
- Poison oak is a bush, generally small but which can grow taller than a man. Growing in the western states, it has the same three leaf and notch pattern, but the leaves are curly and appear thicker—more like a live oak.
- Poison sumac is also a bush, and, with its compound leaves, looks very much like other sumac. It does not have the three-leaf pattern. You are less likely to ever encounter poison sumac.
- Avoid forest or other outdoor wood or leaf fires, if one of the three toxic plants may be burning.

ENCOURAGEMENT—Amid all the perils of life, we need help from God. The shield of His grace can preserve us from yielding to temptation to sin. But we must submit our lives to God if we would have this help.



**ENCYCLOPEDIA
INDEX PAGE**

Section 16

Poisons

Part 4

Infestations

WORMS

SYMPTOMS—Allergies, diarrhea, constipation, gas and bloating, appetite loss, weight loss, anemia, nervousness, sleep disturbances, irritable bowels, anal itching, chronic fatigue, picking at the nose, dry cough, teeth grinding, and the appearance of worms in the toilet. Worms sometimes causes spasms or convulsions.

CAUSES—Worms live in the gastrointestinal tract or burrow from that tract into the muscles.

There are several types of parasitic worms which can live in human intestines, including tapeworms, hookworms, pinworms, whipworms, and roundworms.

The degree of infestation is determined, upon examination, by the type, size, and number of worms found.

Worms tend to eat your food! They irritate your intestinal lining, and reduce even more the amount of nutrients which are absorbed into your bloodstream. The worms also produce toxic waste which is harmful to your body.

Causes include eating raw or poorly cooked meat; eating vegetation, polluted by contaminated water; improper disposal of animal and human waste; and walking barefoot on soil. Scratching the anus will transfer worm eggs on your fingers to anything else you touch.

Pinworms: Very tiny white worms, which cause rectal itching at night. Contracted by eating raw or poorly cooked vegetables which have contacted contaminated water. Scratching the anal area can also transmit them on the fingers. (Also see "[Rectal Itching](#).")

Tapeworms: Flat worms contracted from eating poorly cooked meat (beef, pork, and fish). The most

common one (beef tapeworm) can grow to 20 feet in length in the human intestine.

Hookworms: Found in southern soil and sand, they enter by boring into the feet, but can also enter when eating with unwashed hands.

Roundworms: Most common in children, they bore through the intestinal wall and settle in other organs.

Because of the warmth of the bed, worms tend to come out of the anus. So inspect that area on children after they are asleep.

Worm infestation can lead to arthritis, colitis, fatigue, diabetes, headaches, indigestion, lupus, nausea, sinus trouble, back and neck pain, and cancer.

TREATMENT—

Here are suggestions for purging worms from the body:

- Aloe vera, taken in any form, is especially helpful in eliminating worms.
- The following herbs help expel worms: cascara sagrada, wormwood, echinacea, goldenseal, burdock, and black walnut. Do not use wormwood during pregnancy.
- Grapefruit tea extract helps destroy parasites. Eat black walnut extract, pumpkin seeds, fig juice or figs, and chaparral tea or tablets.
- Take diatomaceous earth capsules for 3 weeks, to get rid of your worms. (Do not imagine you do not have some; everyone generally does.) The worm eats this, and it causes them to disintegrate.
- Clean the colon with enemas and colonics. Take 2 per week for 4 weeks.
- A hot water enema, with 3 teaspoons of salt to a quart of water, may get rid of pinworms.
- Eat a diet high in fiber, primarily from raw vegetables and whole grains.
- For a time, avoid *all* sugar foods, including fruits, with the exception of figs and pineapples.
- Eat figs and pumpkin seeds. This can be combined with black walnuts.

- Eat garlic, onions, cabbage, and carrots. They contain natural sulphur which helps expel worms. As you might expect, worms do not like garlic.
- Make sure you are obtaining enough water. Drink only pure water (distilled).
- To eliminate pinworms: Eat 1-2 bitter melons each day for 7-10 days. It is available in Asian markets.
- To eliminate tapeworms: Fast 3 days on raw pineapple. The bromelain in it destroys those worms.
- Drink one cup of wormwood tea three times daily between meals.
- Cut up two raw onions and soak them 12 hours in 1 pint water; strain while squeezing out the juice. Drink a cup of this 3 times a day. Along with this, use garlic enemas.
- Powdered tansy, balmony, bitterroot, and wormwood can be put in capsules. Take two capsules 4 times a day.
- For children, crush garlic in milk and drink it throughout the day. Use a garlic enema every morning.
- For children, make senna tea, strain it, add enough raisins to soak up the tea. Give the children a teaspoon of raisins 2-5 times a day. Use garlic enemas, and put a garlic clove up the rectum before bedtime.

Here are other precautionary measures which should be taken:

- Eat a nourishing diet, rich in vitamins and minerals. You need all the good nourishment you can get. The worms are robbing you of so much.
- Make sure your children, if they have worms, are getting adequate nutrition.
- Do not eat sugar and junk food.
- Never eat watercress. It grows in streams, many of which are now polluted. Watercress, which is eaten raw as a salad, can have pinworms and tapeworms on it.
- Do not eat raw or partly cooked fish, beef, or pork.
- Wash vegetables thoroughly before eating them raw.

- Wash all underclothing, bed clothes, and sheets frequently in hot water.
- Have all family members wash their hands frequently, especially after using the toilet, before meals, and bedtime. Do not bite nails.
- Clean rooms frequently, especially bedrooms. Put some ammonia on a cloth, to dampen it as a dustcloth.
- Sterilize toilet seats. The infected person should sleep alone.

—Also see "[Convulsions](#)" and "[Ringworm](#)."

ENCOURAGEMENT—Living day by day with God—as we pray to Him; obey Him; and walk with Him—can bring a peace and maturity to our lives that is so much needed.

FUNGUS GROWTH

SYMPTOMS—A peculiar tiny growth on various parts of the body. It appears to be moist red patches. In the vagina, it produces a cheesy discharge.

CAUSES—This substance is fungus, which is also called yeast or mold. It can grow under the nails, causing them to become raised and misshapen (see "[Ringworm](#)"). It can grow on the feet and toes (see "[Athlete's Foot](#)"). It can grow in the throat, intestines, or vagina (see "[Candidiasis](#)").

Causes include a depressed immune function, taking antibiotics, or having the body damp too much of the time. Those especially affected are those who have a depressed immune function; perspire heavily; live in a damp environment; eat improperly; are obese, ill, diabetic, or use oral contraceptives.

TREATMENT—

- Eat a nutritious diet, supplemented with vitamins and minerals.
- Avoid mucous-forming foods (milk and white- flour products). Do not eat meat or processed foods.
- Keep body parts clean and dry.

- Apply crushed garlic to the affected area on the outside of the body, alternating with honey.
- Another formula for fungal infections of any kind is tea (te or tee) tree oil. Place some on the affected area for 2-3 weeks and the problem may be eliminated. Tea tree oil smells like eucalyptus, and also comes from Australia.
- *Fungus under the nails*: This is a special problem, and quite difficult to solve. It may take six months of careful work before results begin to be seen. The fungus is generally under one or more toenails, and causes them to warp out of shape.
- Potassium permanganate is the remedy used on this for decades. This is poison, yet used externally, it seems to be one of the best solutions to the problem. Permanganate is a powerful fungus killer! And fungus under the nails demands something very special. The permanganate also stains the skin dark brown, so after soaking your toes or feet in the solution, they will not look very pretty. Formula: Soak the feet for half an hour in a warm 1:5,000 solution of potassium permanganate. Dry the feet thoroughly after use. This is the same formula for athlete's foot, which is a similar fungal foot disease.
- If you need to prepare this solution at home, you dissolve a slightly rounded teaspoon of the crystals in 8 ounces of water. Keep it in a dark-colored glass bottle. A teaspoon of this saturated solution in a pint of water makes a solution of about 1:1,500 strength; a teaspoon in a quart of water makes one of about 1:3,000 strength. With this information, you will be able to prepare about any strength you might need.
- The above is one of the few powerful poisons mentioned in this book. Do not let a child drink it!

—See "[Ringworm](#)," "[Athlete's Foot](#)," and "[Candidiasis](#)" for much more information.

ENCOURAGEMENT—Live to bless others, and you will find a happiness which you have not experienced before.

TETANUS (Lockjaw)

SYMPTOMS—Symptoms generally appear within 5-10 days. Possible discomfort at the site of the

wound. Stiffness on opening and closing the mouth, and the person becomes restless and apprehensive. Muscle stiffness and spasms increase and spread to more muscles in the body. The face becomes contorted, and the slightest noise or disturbance produces muscle spasms. Pain intensifies, high fever and exhaustion develops, followed by death.

CAUSES—Tetanus is caused by the toxin (waste product) of *clostridium tetani*, which normally lives in animal manure.

Puncture wounds from stepping on dirty nails is the most likely immediate cause. The germ only grows where there is little or no oxygen. The spores (seeds) were on that nail and, entering the body, begin to grow and multiply. But the spores must penetrate deep enough; they cannot grow if oxygen is present. It is the toxin that the growing tetanus produces, which paralyzes voluntary muscle tissue, including the jaw muscle (the masseter).

Tetanus is not common; but, if contracted, it is extremely dangerous.

TREATMENT—

- Squeeze the puncture wound repeatedly to make it bleed. Keep doing this until it bleeds freely. If necessary, cut the area open with a clean, sharp, razor blade. You must get air to the wound and get it to bleed freely.
- Then wash it well with soap and water; pour in hydrogen peroxide and let it fizz. Get the blood flowing again. Then wash the area with pure water, pat dry with a sterile cloth, and cover with a bandage.
- Call a physician. If symptoms of tetanus begin appearing, call a physician at once! It is not too late.

Here is what nature healers in out-of-the-way places do, when there are no physicians available:

- Take cramp bark tea in teaspoon doses.
- Grind up some peach leaves and apply directly to the wound after washing it. Change this raw poultice twice a day.
- Heat some turpentine and apply to the wound; massage it over the jaw, neck, and spine when symptoms of lockjaw are suspected.
- Use 2 cups of wood ashes per gallon of water, and soak the limb or punctured part in it. If the wound is located where it cannot be soaked, apply the ash solution in a fomentation. Do this for an hour, and repeat if danger is suspected.

- If lockjaw actually appears and the person shows stiffening, give 10 drops of antispasmodic tincture every 15 minutes until the stiffening is gone.

The formula for the tincture is as follows:

- Into a large-mouth, glass, quart jar, put 1 ounce each of the following herbs (they should be in ground form or you should grind them first): skullcap, skunk cabbage root or seed, gum myrrh, lobelia seed (or plant if seed is not obtainable), and black cohosh root. Mix them in the jar while dry, and add one pint of pure grain alcohol of 70 to 100 proof; 80 proof Vodka works well. Let this stand for 10-14 days, tightly covered, and shaken well once a day. Then strain it through a very fine cloth and squeeze out all the sediment you can. Keep the tincture in a tightly covered jar. Put some into a small dropper bottle. It is taken internally in 8-10 drop doses.
- In addition to the above, also give the person lobelia and cayenne. Prepare it by boiling a quart of water, take it off the stove, and put a teaspoon lobelia powder and a teaspoon ground cayenne into the water. Let it stand 20 minutes and drink $\frac{1}{4}$ cup every half hour till relieved.

ENCOURAGEMENT—Make it the law of your life, from which no temptation or side interest shall cause you to turn, to honor God. What would Jesus do if He were here? This is the question to be asked.

PARROT FEVER (Ornithosis)

SYMPTOMS—Weakness, fever, chills, and loss of appetite. Dry coughing changes into sputum coughing.

CAUSES—The primary cause is inhaling the contaminated dust from the feathers, cage bedding, or feces of infected birds. These birds can include parrots, parakeets, lovebirds, canaries, or pigeons. Think especially twice about keeping a parrot or pigeon. But there is danger with the other birds also.

The disease gives the appearance of an "atypical (unusual type of) pneumonia." When it first starts, it is often misdiagnosed as the flu or confused with [Legionnaires disease](#) (which see) or [Q fever](#) (which see). Only a blood test can provide a certain diagnosis, but a history of frequent exposure to birds ought to provide an indication of the true nature of the problem.

TREATMENT—

- Call a physician. Strict bed rest while he is receiving treatment.
- If left untreated, parrot fever can be fatal.

ENCOURAGEMENT—God wants you to choose the best gifts. And only He can give them to you. Through continued prayer, study of His Written Word, and obedience to it, let Him ennoble your life. You are to be His representative, showing others what it means to be a Christian.



**ENCYCLOPEDIA
INDEX PAGE**

Section 16

Poisons

Part 5

Poisoning

POISONING

SYMPTOMS—Something was swallowed, smelled, or touched that caused the person to be poisoned.

CAUSES—We live in the Chemical Age, and it is taking us down rapidly. Sometimes the ongoing poisoning becomes especially serious.

Children are especially sensitive, because they are even less careful than the rest of us.

The cause may be medicinal and street drugs, batteries, cosmetics, paints and varnishes, pesticides, cleaning supplies, cosmetics, workplace chemicals, various gases, etc.

TREATMENT—

- Contact your nearest Poison Control Center and describe the situation to them. Have labels of the product at hand. Every state and many large cities in America and Canada have their own PCC phone number. There is no nationwide number. Telephone the operator (0) or emergency (911), and they can direct you to your nearest Poison Control Center.
- Many poisons are strong acids or strong alkalies. In such cases, the antidote will have the opposite pH. But the PCC will know what the antidote should be. The PCC will have even better data on the substance than will be found on the label of the product. Then contact a physician.
- If the poison is on the outside of the body, flush with plenty of water. If inside, follow directions on the label if no other information is available.

- Many poisons can be counteracted by taking an emetic to cause vomiting. (In the case of certain caustic poisons, vomiting is not the best.) Put a teaspoon of salt in 2 cups of warm water and drink it quickly. This will usually produce vomiting. Repeat a second or third time if necessary. Tickle the throat with a finger. After vomiting has occurred, induce more vomiting.
- If the person has swallowed a caustic acid, swallow soda, chalk, lime water, milk, or vegetable oil first to neutralize the acid in the stomach; then induce vomiting.
- If the person has swallowed a strong alkali, then first neutralize it with lemon or vinegar.
- Swallow lots of powdered charcoal in water.
- After swallowing the powdered charcoal, to help heal the stomach, drink a tea of white oak bark, alfalfa, oregano, or sweet basil.
- If bits of glass from a broken bottle got into the food and some was swallowed, eat lots of soft bread. This sticky dough will tend to wrap around the glass and may help carry it safely through the intestines.
- Cleanse the body; eat nutritious food. Include lots of fiber, including pectin in apples; this helps discharge metals from the body. Have a hair analysis made. It will tell you how much you have. Whole grains are all high in fiber. A urine analysis can also identify the metal excess or deficiency.
- Vitamin A helps the body discharge poisons. Deficiency of vitamin A can cause lesions from radiation, antibiotics, and metal poisoning. The B complex vitamins protect the nervous system and help the liver detoxify the blood. Deficiencies of vitamin B₆ suppress the immune system. Vitamin E is an antioxidant and prevents free-radical damage. Calcium and magnesium are natural chelating minerals. Selenium enhances the functions of vitamin E. Zinc is a free-radical inhibitor, and helps utilize vitamin A.
- Herbs which help counteract metal poisoning include Burdock, alfalfa, chaparral, dandelion, echinacea, fennel, garlic, juniper, kelp, lobelia, and cayenne.
- Eat eggs, onions, beans, legumes, and garlic to obtain sulfur to counteract the arsenic. It helps to eliminate the arsenic. But do not take inorganic sulfur into the body! It will produce boils. Only drink distilled water. Drink plenty of fruit and vegetable juices.

—Related topics in this book include "[Food Poisoning](#)," "[Chemical Poisoning](#)," "[Aluminum](#)," "[Arsenic](#)," "[Cadmium](#)," "[Copper](#)," "[DDT](#)," "[Fluoride](#)," "[Lead](#)," "[Mercury](#)," "[Nickel](#)," "[Radiation](#)," "[Toxic](#)

[Shock](#), " [Drug Rash](#), " [Tobacco](#), " and " [Toxemia](#)."

ENCOURAGEMENT—There are many problems which we encounter in life, but only God can help us deal with them. Go to Him with your difficulties; He can give wisdom to know what best to do.

CHEMICAL POISONING

SYMPTOMS AND DISEASE—A remarkable variety of symptoms can occur, among which the following are common: stuffy nose, watery eyes, diarrhea, ringing in the ears, nausea, upset stomach, eczema, depression, headache, fatigue, bronchitis, asthma, and arthritis.

WHERE FOUND—We live in a chemical age. These chemicals are in the air, water, earth, food, and drink. We find them in the materials, surfaces, and fabrics in our lives. It is impossible to escape from them, but knowledge and care can reduce the rate at which these hazards cause us harm.

Metals, such as mercury, chrome, nickel, and beryllium produce skin rashes. Aluminum is the primary cause of Alzheimer's disease.

- Lead causes anemia.
- Dental fillings containing mercury can poison the system.
- Herbicides, pesticides, insecticides, fungicides, fumigants, and fertilizers seep into the soil, ground, water, and wells.
- These poisons are taken up by the plants which animals, birds, and humans eat; it passes on into milk, eggs, meat. The toxic substances are in the fruit and vegetables we eat.
- There are food preservatives and additives. There are artificial colorings, flavorings, and odors. These come from coal tar and lead to cancer.
- Waxes are on the fruit, and added sprays are on the vegetables. There are ripening agents and defoliant chemicals.
- There are toxic fumes, dangerous chemicals, and radioactive wastes. The rivers and lakes are polluted with poisonous runoff.

- There are hair sprays, treated bedding, animal hair products, paint formulas, and exotic cleaning formulas.
- There is benzene from solvents, styrene from plastics, and formaldehyde from pressed-wood products.
- Smoke arises from cigarettes, cigars, and burning forest fires.
- We hardly have time to worry about old-fashioned dust, molds, parasites, and diseases. We now live amid an onslaught of chemicals and radiation.

—For additional information, please see "[Poisoning](#)," "[Food Poisoning](#)," "[Aluminum Poisoning](#)," "[Arsenic Poisoning](#)," "[Cadmium Poisoning](#)," "[Copper Poisoning](#)," "[DDT Poisoning](#)," "[Fluoride Poisoning](#)," "[Lead Poisoning](#)," "[Mercury Poisoning](#)," "[Nickel Poisoning](#)," and "[Radiation Poisoning](#)."

ENCOURAGEMENT—As you try to help others, you will yourself be helped. There are those all about us who need a friend they can talk to and pray with. The more you help them, the more help you will receive yourself.

ALUMINUM POISONING

SYMPTOMS AND DISEASES—Many symptoms are similar to those of [Alzheimer's disease](#) (which see) and [osteoporosis](#) (which see).

Other symptoms include gastrointestinal problems, colic, rickets, extreme nervousness, headache, anemia, poor kidney and liver function, speech disturbances, memory loss, weak and aching muscles, and softening of bones.

It is believed, by many, that Alzheimer's disease is caused by aluminum poisoning. Aluminum was little used until the 1940s, when an inexpensive method was found to extract it from Bauxite by running an electric current through that ore. Since then, Alzheimer's has rapidly increased.

An excess of either aluminum or silicon in the body results in reduced absorption of calcium and other minerals. Aluminum salts in the brain produces impaired mental abilities and seizures. The autopsied brains of Alzheimer's patients had four times as much aluminum as did those of other people.

Aluminum also damages the kidneys which try to excrete it from the body.

WHERE FOUND—Aluminum pots, pans, and other cookware. Aluminum foil, antiperspirants, deodorants, bleached flour, regular table salt, tobacco smoke, processed cheese, cream of tartar, douches, canned goods, baking powder, antacids, buffered aspirin, and most city water. Processed cheese is high in it, for the aluminum helps it melt when heated. Never use aluminum (or copper) cookware! Use stainless steel or glass whenever possible.

SOLUTIONS—Read labels and use nothing containing aluminum. Avoid aluminum sources and environments.

Drink plenty of fruit and vegetable juices.

—*For additional information, see "[Chemical Poisoning](#)" and "[Poisoning](#)."*

ENCOURAGEMENT—Do not allow the perplexities and worries of everyday life to fret your mind and come between you and God. You need Him all the more in the troubles you encounter. Do not forsake Him.

ARSENIC POISONING

SYMPTOMS AND DISEASE—Confusion, headaches, drowsiness, convulsions, vomiting, muscle cramps, diarrhea, bloody urine, and gastrointestinal problems. Alopecia, constipation, delayed healing of skin problems, edema, burning and tingling, and stomatitis. The lungs, skin, and liver are primarily affected.

WHERE FOUND—Herbicides, slug poisons, pesticides, beer, water, table salt, seafood, tobacco smoke, laundry aids, smog, dolomite, and bone meal. Copper smelting, mining shafts, sheep dipping.

SOLUTIONS—Read labels and use nothing containing arsenic. Avoid arsenic sources and environments.

—*For additional information, see "[Chemical Poisoning](#)."*

ENCOURAGEMENT—Thank God there are answers! Go to Him in prayer and you will receive the help you need. He can give you guidance that you very much need.

CADMIUM POISONING

SYMPTOMS AND DISEASE—Anemia; joint soreness; hair loss; dry, scaly skin; dulled sense of smell; high blood pressure; loss of appetite. It can lead to emphysema and cancer.

Cadmium is a trace metal; but it is poisonous and weakens the immune system by decreasing T-cell production in the body. It is increasingly found in many substances.

Cadmium stores up in the liver and kidneys, seriously weakening both organs.

WHERE FOUND—Cigarette and cigar smokers have high cadmium levels, but you can get it from second-hand smoke. Cadmium is in plastics, white paint, and nickel-cadmium batteries. It is in drinking water, pesticides, fungicides, fertilizers, industrial air pollution, and various foodstuffs, including rice, coffee, tea, soft drinks, and refined grains.

SOLUTIONS—Avoid cadmium sources and environments.

—*For additional information, see "[Chemical Poisoning](#)."*

ENCOURAGEMENT—As you open your door to needy ones, you are inviting angels to come in. Do what you can to be a blessing to those around you, and you will be blessed.

COPPER POISONING

SYMPTOMS AND DISEASE—Excess amounts of copper can result in emotional problems, behavioral disorders, mood swings, anemia, depression, kidney damage, eczema, schizophrenia, sickle-cell anemia, and central nervous system damage.

It can produce infections, heart attack, anemia, cirrhosis of the liver, mental illness, insomnia, stuttering, Wilson's disease, and niacin deficiency.

WHERE FOUND—Beer, copper plumbing and cookware, insecticides, permanent wave kits, pasteurized milk, oral contraceptives, tobacco, swimming pools, city water, and various foods, including

certain frozen foods (added to make peas greener).

SOLUTIONS—Read labels and use nothing containing copper. Avoid copper sources and environments.

DEFICIENCY—It is also possible to not have enough copper in the body. Without a balance of copper and zinc in the body, the thyroid will not work properly. Babies fed soy milk tend to have a deficiency of copper. The result is damaged nerves, bones, and lungs. Adults lacking copper will lose protein. Excessively large doses of zinc can also produce a copper deficiency. Oral contraceptives can cause either an excess or deficiency of copper.

—*For additional information, see "[Chemical Poisoning](#)."*

ENCOURAGEMENT—Keep cheerful and sunny. This will encourage those around you to take heart. They have problems too. Kneel down and pray with them.

DDT POISONING

THE PROBLEM—We still have DDT poisoning. First introduced in 1939, into agriculture, to kill insects, and banned in December 1972. DDT is still here.

First, it has long-lasting effects on birds, fish, animals, and humans. Second, it is still in the water and soil.

Third, shipments of DDT food from overseas is not banned. Food grown in Israel is heavily DDTed, and then shipped to America because orthodox Jews will not allow it to be sold in Israel. Fourth, it is still used on fruit trees in America!

SOLUTIONS—Avoid DDT sources and environments. Special note: Do not fast on water alone; always do it on fruit juices. This is because DDT is stored in your body fat. During a water fast, its sudden release can damage various organs. Only drink distilled water. Drink plenty of fruit and vegetable juices.

—*For additional information, see "[Chemical Poisoning](#)."*

ENCOURAGEMENT—Come up to the light of God's Word, where Jesus is, and you will find all the guidance you need on the pathway to heaven.

FLUORIDE POISONING

SYMPTOMS AND DISEASE—Mottled, discolored teeth. This is a permanent change which cannot be reversed.

THE PROBLEM—Dentists prescribe fluoride substances for teeth; fluoride, a trace mineral, is added to most city water in excessively large amounts. The objective is to reduce dental caries (tooth decay); but a much smaller amount does this, and only in small children. Fluoride never helps the teeth of adults. (The true cause of dental caries is eating sugar, candies, refined carbohydrates, soda beverages, and too little of fruits and vegetables.)

There was an 85% increase of cancer in Manchester, England, after the introduction of fluoride. Down's syndrome increased in U.S. cities when fluoridated water supplies began. Japanese researchers found that children with mottled teeth had a higher incidence of heart disease.

Fluoride combines with calcium to make an insoluble calcium, producing bone deformities.

Fluoride destroys iodine, thus causing thyroid problems.

SOLUTIONS—Read labels and use nothing containing fluoride. Avoid fluoride sources and environments. Only drink distilled water. Drink plenty of fruit and vegetable juices.

—*For additional information, see "[Chemical Poisoning](#)."*

ENCOURAGEMENT—In Christ is light and peace and joy forevermore. The longer we live with Christ, the closer we draw to heaven. Let nothing separate you from His side.

LEAD POISONING

SYMPTOMS AND DISEASE—Lead poisoning produces hyperactivity in children, behavioral problems, and weakened minds.

Chronic lead poisoning causes reproductive disorders, impotence in men, infertility in women, and anemia. Sudden infant death syndrome occurs more often in infants with high lead levels than those who die of other causes.

Toxic amounts damage liver, kidneys, heart, and nervous system. Those suffering from lead poisoning will have days of severe gastrointestinal colic. Gums turn blue and he may feel muscle weakness. Paralysis of the extremities, blindness, mental disturbances, protein disorder, loss of memory, mental retardation, and even insanity can eventually result. Painter's colic shows severe wandering pain in the abdomen and acute muscle spasm.

Sometimes you will find a lead line on the gum margin of the teeth.

WHERE FOUND—Lead is extremely toxic, and is widely found in leaded gasoline; lead pipes; and other piping using solder, ceramic glazes, lead-based paints, and lead-acid batteries. Lead arsenate is an insecticide used on certain plants. Burning newspapers throw lead into the air. Lead is in commercial baby milk and industrial materials (nails, solder, plating, plaster, and putty).

People also consume it when they use tobacco, eat liver, and drink domestic or imported wines. It can also be in soldered cans.

SOLUTIONS—Read labels and use nothing containing lead. Avoid lead sources and environments.

Buy only canned goods which are lead-free. These cans have been welded and have no soldered side seams. Do not use imported canned goods; no regulations cover them. Only drink distilled water. Drink plenty of fruit and vegetable juices.

Stay off the main highways whenever possible, and do not live near them. Lead fumes and other noxious chemicals and metals are still coming out of car exhausts. Do not grow family garden crops near the highways.

Do not have lead or copper water pipes in your home; use PVC (plastic) pipes instead. Copper pipes are connected with lead solder. Solder leaches a significant amount of lead into the water supply, especially during the first few years after installation. Lead solder was not banned until 1986.

Do not drink out of glazed pottery—especially if it is imported! The glaze can contain lead, which will leach into your fruit juice, etc.

Vitamin E tends to reduce the effects of lead poisoning.

Drink aloe vera gel or liquid.

—For additional information, see "[Chemical Poisoning](#)."

ENCOURAGEMENT—If we have Christ abiding with us, we shall be Christians at home as well as abroad. He who is a Christian will have kind words for all he associates with. As we do this, our own hearts will be warmed the more with Christ's love.

MERCURY POISONING

SYMPTOMS AND DISEASE—Allergies, anxiety, metallic taste, gastroenteritis, burning mouth pain, salivation, abdominal pain, tremors, uncontrolled crying, vertigo, nausea, and vomiting.

Mercury poisoning can lead to colitis, kidney disease, dermatitis, asthma, hair loss, gingivitis, mental and emotional disturbances, and nerve damage.

It is believed, by many, that multiple sclerosis is caused by mercury poisoning.

Arriving in the brain, it is stored there and produces dizziness, insomnia, weakness, fatigue, depression, and memory loss.

Symptoms in a child include hyperactivity, irritability, depression, and behavioral changes.

WHERE FOUND—Mercury is more toxic than lead, and can be ingested or inhaled. It is stored in the brain and in the fat.

At normal temperatures, it tends to change from a solid into a gas. This means that the mercury in the amalgam fillings in your mouth are always ready, when the opportunity presents itself, to pass into saliva and be swallowed. Acids in food provide that opportunity. Amalgam is over 50% mercury. Minute amounts of methyl mercury are released from the tooth filling as you chew your food. Eventually it passes into the organs and brain.

Nearly 100 chemicals are placed in mouths by dentists—including mercury, copper, nickel, beryllium, zinc, phenol, formaldehyde, disocyanate, and acetone.

Mercury is also found in streams, lakes, fish, shellfish, and sewage. The problem is that it is added to insecticides, herbicides, and fungicides. Grains and seeds are frequently treated with it, to keep out bugs. We would rather eat a stray bug than mercury. Gradually these substances have gone into the rivers and lakes, contaminating the fish.

Mercury is also included in fabric softeners, polishes, wood preservatives, latex, solvents, plastics, ink, and some paints. It is in cosmetics, laxatives which have calomel, some hemorrhoidal suppositories, and a variety of other medications.

SOLUTIONS—Read labels and use nothing containing mercury. Avoid mercury sources and environments.

Remove the mercury (amalgam) fillings from your teeth. Sweating helps excrete mercury. Selenium also helps eliminate it.

—*For additional information, see "[Chemical Poisoning](#)."*

ENCOURAGEMENT—Tell the one in trouble, "Let us pray." Kneel down together and unload your hearts to God. Find in Him the peace and help that both of you need.

NICKEL POISONING

SYMPTOMS AND DISEASE—Skin rashes, respiratory illness, and myocardial infarction. It also interferes with the Krebs's cycle.

WHERE FOUND—Nickel is found in hydrogenated fats and oils and refined and processed foods,

SOLUTIONS—Read labels and use nothing containing nickel. Avoid nickel sources and environments.

Do not pierce your ears or wear metal jewelry containing nickel. The posts placed in pierced ears are nickel, and cause nickel rash. This rash will appear everywhere in your body when you are wearing metal of any kind. The cause is the nickel in those ear posts or in the earrings. Leave your ears the way God made them.

Avoid nickel alloys in dental work.

—*For additional information, see "[Chemical Poisoning](#)."*

ENCOURAGEMENT—Where can we find help? Only in God! No one on earth can fill our deepest needs. Only He who created us can give what is needed, as we cry to Him in faith for help.

RADIATION POISONING

SYMPTOMS AND DISEASE—Dizziness, mental fatigue, eye fatigue, severe headache, cataracts, and nausea.

WHERE FOUND—Medical and dental [X rays](#) (which see), television, cellular phones, video display terminals, satellite dishes, building materials containing radon or uranium, computers, microwave ovens, satellites, high-voltage electric lines, radar devices, electronic games, smoke detectors, and tobacco.

Radioactive substances are composed of unstable atoms which can harm the body. When radiation strikes a cell, it alters, damages, or destroys it. Whether a little or a lot, radiation is a killer.

Living tissue is damaged when ionizing radiation strikes it. This is radiation powerful enough to shift electrons from one collection of atoms to another. Such restructuring of tissue can result in disease or cancer.

A significant percentage of women inherit a gene that is sensitive to X-ray exposure. In those women, even a short exposure to X rays can lead to cancer.

SOLUTIONS—Avoid radiation sources and environments.

In order to protect the body from radioactive elements, you must eat enough non-radioactive ones. For example, if you are not obtaining enough calcium, your body will absorb radioactive strontium-90 from the air. Where did the strontium-90 come from? from an exploded nuclear bomb halfway around the world. The same is true for regular iodine vs. radioactive iodine (iodine-131), which destroys the thyroid.

Foods which protect against radiation include fresh fruits, vegetables, whole grains, and legumes.

Foods which reduce one's ability to be protected against radiation include meat, poultry, dairy products, sugar, refined food, and food with chemical additives.

—*For additional information, see "[Chemical Poisoning](#)."*

ENCOURAGEMENT—Our time here is short. We can pass through this world but once. While we are here, let us do all we can to help and bless others. There are so many around us who need our help. In Christ's strength, you can minister to many of their needs.

GUILLAIN-BARRÉ SYNDROME

SYMPTOMS—This begins with neurological weakness in the arms, legs, and face. As it progresses, paralysis of the motor nerves can occur. This can lead to respiratory failure. As the condition worsens, there is strong anxiety, fear, and panic, and depression. Convalescence and recovery can be slow, with the possibility of permanent nerve damage.

CAUSES—This is another disease produced by vaccinations. Normally, such a condition would never occur. But when fluids, drawn from animals, are injected into the human bloodstream, terrible consequences can result.

Gerald Ford's introduction of a nationwide vaccination program, in the winter of 1976-1977, was a disaster and resulted in many cases of Guillain-Barré syndrome.

Other possible factors could be surgery, a viral infection, [Hodgkin's disease](#), [rabies](#), or [lupus](#) (each of which, except surgery, see).

TREATMENT—

- There are instances in which a careful home-care recovery program nicely solved the problem.
- In one case, a young man was told he had a severe case of Guillain-Barré syndrome, and that it might require 2 years to recover.

Refusing cortisone shots, he used natural healing methods: heavy on vitamins and minerals, especially B complex, plus extra pantothenic acid, and vitamin C with bioflavonoids. In addition to other minerals, he emphasized calcium, potassium, and extra chelated minerals. Herbs included blue vervain, licorice root, chamomile echinacea, burdock, and ginkgo. He also took chlorophyll, green drinks, fruit and vegetable juices, especially carrot and beet juice. Within a month, he was well and back to work, with no residual problems later occurring.

ENCOURAGEMENT—A lamp, however small, may be the means of lighting many other lamps. Trusting in Jesus, do what you can to encourage another, and you will be more courageous yourself.

DRUG RASH

CAUSES—It is truly surprising what a high percentage of medicinal drugs are poisonous. But it need not be, when the underlying *modus operandi* (method by which they work) is understood.

Medicinal drugs work by introducing a strange new poison into the body. The system immediately turns its attention from the debilitated area—and begins fighting the drug. The type of poison (the drug) introduced, and the way it operates, affects the reaction of the body. For example, the body was eliminating sulphur through a boil but then a drug is introduced, and the boil seemingly "heals." The body has let the boil no longer suppurate, so attention can be diverted to the radical poison which has been introduced.

Natural remedies operate in a different way: They clean out the body and restore it to a healthy normalcy. Whether it be fresh air, pure water, nutritious food, simple herbs, or water treatments, the natural remedies assist the body in carrying on its work of cleansing the body. For that is what "dis-ease" is: an effort of nature to cleanse the body of impurities and eliminate the effects of enervation.

A drug is a foreign substance of a poisonous nature. The healing herbs are not "drugs." It is true that about five of every 100 herbs is poisonous, but natural therapy only uses the safe ones. The poisonous ones can be purchased at the drugstore or grocery counter (tobacco, coffee, black tea, chocolate, black pepper, digitalis, quinine, etc.). Such things as aspirin, valium, phenobarbital, dilantin, morphine, etc., are foreign chemical substances of a poisonous nature. They all produce dangerous side effects, called "contraindications."

In contrast, the safe herbs are the ones you eat (all your worthwhile vegetables) and use for treating your ills. They were given us by the God of heaven (Genesis 1:29).

Most of the damage that drugs inflict on the body is beneath the skin, but drug rashes are effects on the skin.

Here are but a few examples of drugs which produce drug rashes:

Antipyrine: Papular, erythematous rash, sometimes accompanied by edema and much irritation.

Arsenic: Papular or erythematous rash, sometimes urticarial. Prolonged use may produce pigmentation of skin.

Belladonna: Erythematous rash, usually accompanied by intense itching.

Bromides: Usually like acne vulgaris. Sometimes erythema.

Chloral: Papular erythema.

Iodides: Usually papular erythema, sometimes with acne-like pustules.

Phenolphthalein: Macular rash, sometimes purpuric.

Quinine: Very irritable erythema or urticaria.

Salicylate: Erythematous rash, possibly morbilliform.

Serum: Usually urticaria.

Sulfonal: Erythematous or urticarial rash.

Here are some other drugs which produce skin rashes: opium compounds, acetanilide, amidopyrine, barbiturates, ephedrine, novocain, sulfanilamide, and other sulfa drugs.

Some of the drugs have been given very nice-sounding names, but note the chemicals in them: calomel (mercurous chloride), green vitriol (ferrous sulfate), goulard water (lead lotion), oil of vitriol (sulfuric acid), and vermilion (mercury sulfide). Most drugs are compounded from, not two but, a wide range of extremely complex and very poisonous chemical mixtures.

Let it be emphasized that most drugs work their damage in a thousand other ways in the body, without producing skin rashes.

TREATMENT—

- Stop using the medicinal drug. Take vitamin C to bowel tolerance (all you can, before its acidity causes a slight diarrhea). Take vitamins A, B complex, and E. Be sure selenium and zinc are in your diet. Eat more fresh fruit and vegetables, as well as seaweed.
- If the drug has an acid base, consider taking a soda alkaline bath (*Water Therapy Manual, p. 142*)(see [order sheet](#)). Fill a bath tub with water at 95°-98° F. Add about a cup of baking soda or sodium bicarbonate. Sitting in the tub, dip and pour it over yourself. After 30-60 minutes, stand in the tub, partially drip dry, and pat yourself dry.

—Also see "[Eczema](#)."

ENCOURAGEMENT—The throne of grace is to be our continual dependence. There is strength for us

in Christ. He is our Advocate before the Father.

TOXEMIA

HYDRO—Here are some suggestions from the author's book, *Water Therapy Manual* (see [order sheet](#)), on the topic of detoxifying the body:

Adsorb toxins: Poultices made of charcoal, clay, and glycerin, etc. (p. 86).

Eliminate toxins: These are procedures which encourage vital resistance to disease while at the same time encouraging the destruction of toxins by stimulating the toxin-destroying cells of the thyroid, liver, spleen, lymphatics, and other tissues: Hepatic Douche, Splenic Douche, General Cold Douche. (The word, "douche," in hydrotherapy, means "spray.") Steam Bath (p. 39) and Hot Fomentations (p. 70).

Remove waste products: Contrast Baths to the arm, hand, leg, or foot (pp. 112-118).

Combat local toxemia, resulting degenerations, and localized inflammations: Hot blanket Pack followed by Sweating Wet Sheet Pack; repeat every 3-4 hours if necessary. Fomentation to throat every 2-3 hours for 15 minutes; Ice Compress to throat during intervals; if inflammation becomes intense and sloughing is threatened, the Heating Compress at 60° F., changing every hour. Steam Inhalation (p. 191).

Combat toxemia: Sweating procedures, Radiant Hot Bath, Sweating Wet Sheet Pack, Steam Bath, prolonged Neutral Bath. Follow hot baths by short cold applications, such as a Wet Sheet Rub, Cold Towel Rub, Cold Shower, Spray Douche, copious water drinking. Enema daily for a week or two, at 70° F (p. 207).

ENCOURAGEMENT—Give to God the most precious offering you can give. Give Him your heart. He will take it and, with your cooperation, make it pure and clean.



ENCYCLOPEDIA
INDEX PAGE

Section 16

Poisons

Part 6

Addictions

DRUG HABITS, ELIMINATING (J.H. Kellogg, M.D., Formulas)

(1) ALCOHOLISM —

GENERAL—Aseptic dietary, especially fruits. Meats and flesh foods must be strictly prohibited, also meat juices, broths, and all preparations of flesh. Fomentation over the stomach twice a day with Hot Abdominal Pack between applications; short sweating baths (Radiant Heat Bath, sweating Wet Sheet Pack), followed by Wet Sheet Rub. Graduated Cold Baths twice a day.

INSOMNIA—Neutral Bath at bed time, 94⁰-96⁰ F., 20-60 minutes; Hot Abdominal Pack at night. See "[Insomnia](#)."

VOMITING—Ice pills swallowed, ice bag over stomach, hot and cold compress over stomach.

DELIRIUM TREMENS—Rest in bed; Hot Full Bath 5 minutes, Hot Blanket Pack, followed by sweating Wet Sheet Pack; Neutral Bath 1-2 hours or longer twice a day; Ice Cap; hot Fomentations over stomach and abdomen every 3 hours for 15 minutes; during interval between, Heating Compress, changing every 30-60 minutes; copious water drinking; large Enema daily. Exclusive fruit diet for 2-3 days.

COUNTERACT NARCOTIC EFFECTS OF ALCOHOL—Cold Shower; water drinking or Enema, followed by short Cold Douche to spine and lower sternum. Repeat every hour or two if necessary, until the toxic effects disappear.

NEPHRITIS—Usually present in acute alcoholism; treat as for kidney disease.

GENERAL METHOD—He must be placed in a proper environment; isolation and confinement may be required. Suitable mental and moral influences must be brought to bear.

(2) OPIUM, COCAINE, AND RELATED HABITS —

GENERAL—Rest in bed; sweating baths (such as Radiant Heat Bath, Steam Bath) twice a day for 3 days, before withdrawing the drug. Follow bath by vigorous cold applications. While withdrawing the drug, the leading symptoms may be successfully combated as follows:

NERVOUSNESS, RESTLESSNESS, "INDESCRIBABLE SENSATIONS"—Prolonged Neutral Bath at 92⁰-94⁰ F. for 10 minutes; Neutral Douche at 92⁰ F. for 2-4 minutes.

CARDIAC WEAKNESS—Cold Compress over heart or Ice Bag over heart; alternate (hot and then cold) applications to the spine; Cold Mitten Friction; Cold Towel Rub, repeating treatment hourly if necessary.

VOMITING—Hot and Cold Trunk Pack, Ice Bag over stomach and spine, Hot Leg Pack.

DIARRHEA—Hot Enema after each movement; Cold Compress over abdomen, changed every 30 minutes.

LOCAL PAIN—Revulsive Compresses, alternate compress or hot and cold Compress.

INSOMNIA AFTER WITHDRAWAL—Wet Sheet Pack; Prolonged Neutral Bath, 20-60 minutes; prolonged Neutral spray Douche, 3-5 minutes; Heating Leg Pack; Hot Abdominal Pack; cold head cap (Ice Cap).

GENERAL METHOD—Same as for alcoholism. Withdraw gradually within 2-3 days.

(3) TOBACCO HABIT —

GENERAL—Drop the drug at once. Put him to bed. Sweating procedures (such as Radiant Heat Bath, Steam Bath, sweating Wet Sheet Pack) twice daily; follow with short cold application, as Shallow Cold Bath, Wet Sheet Rub, or Cold Douche. Alternate hot and cold Compress to spine 3 times a day; Hot Abdominal Pack day and night, renewing 3 times daily; copious water drinking; large Colonic daily.

(4) TEA AND COFFEE HABIT —

GENERAL—Discontinue the use of the drug at once. If necessary, employ some harmless cereal substitute. Neutral Bath at bedtime; Fomentation over abdomen; alternate Sponging of the spine; Cold Mitten Friction or Cold Towel Rub before rising in the morning; Hot Abdominal Pack night and day, changing morning, noon, and night; short sweating Wet Sheet Pack or Steam Bath 2-3 times a week, followed by a cold application.

—Also see "[Tobacco Withdrawal](#)," "[Alcohol Withdrawal](#)," "[Coffee Withdrawal](#)," and "[Drug Withdrawal](#)."

TOBACCO WITHDRAWAL

SYMPTOMS—A continual craving for tobacco in some form.

If the person smokes, there is irritation and inflammation of throat and lungs, chronic cough, chronic bronchitis, and premature aging of the skin. This eventually leads to lung cancer, high blood pressure, osteoporosis, emphysema, respiratory ailments, heart disease, stroke, and/or many other diseased conditions and cancers. Women will have intensified problems with menstruation and menopause, and men will have greater prostate trouble. Women who smoke age twice as fast as other women. Their skin rapidly ages; and the result is a dull, lifeless, gray, deteriorating complexion, and wrinkles.

If one chews tobacco, there is irritation and inflammation of the lips, mouth, teeth, throat, and esophagus. This eventually leads to cancer of the lip, mouth, tongue, larynx, esophagus, pharynx, and other diseases.

CAUSES—Nicotine is remarkable for the vast number of harmful chemicals it naturally contains, and those which are added to it during growth or processing of the leaves. Nicotine is also remarkable for its addictive qualities. It ranks with heroin, and some who have been hooked on both declare it to be worse to quit than heroin. Like heroin, cocaine, and alcohol, tobacco gives a sense of relaxing while making the heart pump harder (12-25 beats per minute faster), causing palpitations and a generalized feeling of anxiety. For the smoker who takes the last puff before bedtime, the circulatory system is only normal 2 hours out of every 24.

Each cigarette destroys 25 mg of vitamin C; a full pack in one day eliminates more of this vitamin than is in the diet.

In America alone, tobacco causes 35% of all cancer deaths, 78% of all fatal heart attacks, 18% of deaths of all kinds, 85% of lung cancer, and 85% of obstructive pulmonary disease. More Americans die each year from smoking than from alcohol, illegal drugs, traffic accidents, murder, or suicide. Those coffin nails shorten lifespan by at least 15-20 years. These are some of the blessings you get from the nicotine: lead, carcinogens, cadmium, hydrogen cyanide, carbon monoxide, and over 5,000 other irritating chemicals in tobacco. Tobacco not only injures you, but it also damages those around you: your spouse, your children, your unborn, and fellow workmen. Did you know that the breath of a smoker contains slightly more nicotine than the side smoke from his cigarette? Men and women who smoke are

constantly exhaling air into the room for their children to breathe.

TREATMENT—

- Withdrawal symptoms include cough, depression, anxiety, headaches, stomach cramps, irritability, hunger, and cravings for tobacco. This continues for about 2 weeks. If supplementary treatment is given, the crisis can be weathered easier, and with less likelihood of a return to smoking.
- In order to quit, it is best to accompany a firm decision with a cleansing program. This helps speed up the elimination of stored-up nicotine and other poisons. The quicker this happens, the faster the cravings cease.
- A nutritious diet must be adhered to. Carrot juice and citrus juices are very helpful. Vitamin C is important.
- Take the tobacco pack or can and throw it away. In its place put a candy bar. Blood sugar level is a factor in the addiction. When the cravings are successful gone, throw away the candies.
- Take extra calcium and eat chamomile 3-6 times a day. Both will help relax during the withdrawal period. Vitamin B complex is also important for the nerves.
- Lobelia contains lobeline, which is similar to nicotine. It is non-addictive, but helps a person quit tobacco. Here is how to use it in aversion therapy:
 - Only smoke one hour each day, at which time 15 drops of lobelia, diluted in water, are swallowed every half an hour and then 15 minutes before lighting the first cigarette. With each 15-minute period, an additional 15 drops are added to the water to drink—while the cigarettes are smoked. The result will be nausea, which the person will associate with the cigarettes. This kills the desire for the cigarettes.
 - If the lobelia method is not used, the alternative must be a definite quit all at once approach. See the author's book.

HYDRO—Here are suggestions from the author's book, *Water Therapy Manual* (see [order sheet](#)):

Heating and Sweating Packs are also used for the elimination of nicotine from the body, which lessens the physical craving for more tobacco (*p. 64*).

The Steam Bath is also useful in tobacco addictions (*p. 131*).

Eliminating the tobacco habit: Drop the drug at once. Put him to bed. Sweating procedures (such as Radiant Heat Bath, Steam Bath, sweating Wet Sheet Pack), twice daily; follow with short cold application, as Shallow Cold Bath, Wet Sheet Rub, or Cold Douche. Alternate hot and cold Compress to spine 3 times a day; Hot Abdominal Pack day and night, renewing 3 times daily; copious water drinking; large Colonic daily (*p. 192*).

—See the author's book, *You can Quit Tobacco* (see [order sheet](#)), now in his book compilation, *Help for Your Family* (see [order sheet](#)). It is full of worthwhile information.

ENCOURAGEMENT—God can give you the help you need. Go to Him and tell Him you need His help. Surrender your life to Him. In His strength, you can overcome the tobacco habit.

ALCOHOL WITHDRAWAL

SYMPTOMS—Dependence on, and addiction to, alcoholic beverages. Depression; blackouts; hangovers; vehicle, and other, arrests; ulcers; emotional problems; flushing of the face; forgetfulness; heart palpitation; indigestion; insomnia; urinary problems; hepatitis; hypertension; divorce; hard drugs; and numbness in the extremities.

CAUSES—Alcohol is absorbed directly through the walls of the stomach, without digestion. It then travels in the bloodstream to every cell in the body, where it extracts water. This weakens or kills cells. The effect on the liver, brain, and vital organs is especially damaging. Most alcoholics are either hypoglycemic or borderline diabetics.

In addition, alcohol produces severe nutritional deficiencies. The body thinks it is well-fed (alcohol contains 70 calories per ounce), when it is being slowly starved.

The liver slowly breaks the alcohol down to sugar. Eventually the difficult task weakens this vital organ, and fatty liver degeneration begins. Scar tissue develops; the experts call it cirrhosis.

Alcohol is deceptive: It makes a person feel happy when he is miserable, and makes him feel strong when he is weak. It ruins his liver, destroys his marriage, hurts his children, eliminates his employment, and makes a bum out of him. The liquor industry should be closed down.

TREATMENT—

- Stop drinking alcohol entirely. Begin eating very nutritious food. Vitamins A, B

complex, C, D, and K are needed, in addition to zinc, iron, potassium, calcium, essential fatty acids, bioflavonoids, and adequate protein. Sea kelp is important, to help the thyroid.

- Certain foods increase the craving for alcohol in those who indulge in it. These include milk, wheat, corn products, chocolate, and sugar.
- After going off alcohol, do not substitute large amounts of sugar products and strong coffee. Sugar only increases the hypoglycemic problem. Nourish the system with good food; do not sugarize it.
- The alcoholic craves potassium. A tablespoonful of honey, to take the place of a beer, supplies some of the potassium which has been depleted by the alcohol. Also high in potassium is potato peel soup. The peelings should be about a half inch thick; discard the rest of the potatoes. Cover with water, cook well, then blend and add a little salt. He should eat it often with his meals.
- A teaspoon of 50-50 powdered charcoal and honey will help sober up a drunk person.
- People who regularly eat good nourishing food are less likely to crave stimulants or addictive substances. Especially eat raw fruits, vegetables, and nuts. Meat eating will bring back the craving for alcohol, so quit meat.
- Slippery elm is also good to drink while going off alcohol.
- Quassia chips help destroy the taste for liquor. Put 1 teaspoon in a cup of boiled water, steep a half hour, covered. Take a swallow every 2 hours. Stay with someone, so you will not be tempted to go out and buy more of the cursed stuff.

HYDRO—Here are suggestions from the author's book, *Water Therapy Manual* (see [order sheet](#)):

The Neutral Wet Sheet Pack is excellent for alcoholic delirium. A Neutral Bath will accomplish the same purpose as a Neutral Pack, and probably do it better (p. 63). Heating and Sweating Packs are also used for alcoholism (p. 64).

The Neutral Bath has been successful in bringing quiet and rest to alcoholic delirium tremens (p. 124).

Withdraw alcohol at once; nutritive enemas; copious water drinking; Neutral Colonic daily, for a week (p. 211).

The Steam Bath is also useful in chronic alcoholism (p. 131).

Eliminating alcoholism —

General: Nourishing food, especially fruits. Meats and flesh foods must be strictly prohibited, also meat juices, broths, and all preparations of flesh. Fomentation over the stomach, twice a day, with Hot Abdominal Pack between applications; short sweating baths (Radiant Heat Bath, sweating Wet Sheet Pack), followed by Wet Sheet Rub; Graduated Cold Baths twice a day.

Insomnia: Neutral Bath at bedtime, 94°-96° F., 20-60 minutes; Hot Abdominal Pack at night.

Vomiting: Ice pills swallowed, ice bag over stomach, hot and cold compress over stomach.

Delirium tremens: Rest in bed; Hot Full Bath for 5 minutes; Hot Blanket Pack, followed by sweating Wet Sheet Pack; Neutral Bath 1-2 hours or longer twice a day; Ice Cap; hot Fomentations over stomach and abdomen every 3 hours, for 15 minutes; during intervals between; Heating Compress, changing every 30-60 minutes; copious water drinking; large Enema daily. Exclusive fruit diet for 2-3 days.

Counteract narcotic effects of alcohol: Cold Shower; water drinking or Enema, followed by short Cold Douche to spine and lower sternum. Repeat every hour or two, if necessary, until the toxic effects disappear.

Nephritis: Usually present in acute alcoholism, and must be dealt with.

General Method: He must be placed in a proper environment; isolation and temporary confinement may be required. Suitable mental and moral influences must be brought to bear (*p. 191*).

—Also see the author's book, *You Can Quit Alcohol* (see [order sheet](#)), now in his larger book, *Help for Your Family* (see [order sheet](#)).

ENCOURAGEMENT—Only in Christ's strength can you be strong to resist the temptations which assail you. Plead with God for forgiveness. Accept Christ as your Saviour, and ask Him to make you a new person. If you are determined to stand true, and cry to Him moment by moment as His little child, He can help you overcome.

COFFEE WITHDRAWAL

PROBLEMS—Coffee and black tea are both addictive and damaging to the system. If you think you are not addicted to your coffee, try immediately terminating its use.

HYDRO—The following suggestions for withdrawing from the coffee and black tea addictions are from the author's *book, Water Therapy Manual* (see [order sheet](#)):

Discontinue the use of the drug at once. If necessary, employ some harmless cereal substitute. Neutral Bath at bedtime; Fomentation over abdomen; alternate Sponging of the spine; Cold Mitten Friction or Cold Towel Rub before rising in the morning; Hot Abdominal Pack night and day, changing morning, noon, and night; short sweating Wet Sheet Pack or Steam Bath 2-3 times a week, followed by a cold application (*p. 192*).

There is one flaw in the above formula (which originally came from John Harvey Kellogg at the turn of the century). It is now known that, when it is regularly used, the body enters into a very special chemical dependency on coffee. Immediate withdrawal can cause heart problems. Therefore, gradually go off coffee, taking less and less of it, over a seven-day period.

ENCOURAGEMENT—God can help you, just where you are. He can reach down and lift you up, and help you overcome the coffee habit.

DRUG WITHDRAWAL

SYMPTOMS—Decreased desire to work, inattentiveness, extreme drowsiness, frequent mood swings, loss of appetite, and restlessness.

Prolonged use may result in damage to cells and chromosomes; male sterility; respiratory organs, liver, kidney damage; and cancer.

Withdrawal symptoms include insomnia, headache, diarrhea, sensitivity to light and noise, hot and cold flashes, sweating, deep depression, irritability, disorientation, and irrational thinking.

CAUSES—There are legal drugs, called medicinal drugs. You can obtain these at a pharmacy, either with or without a prescription. There are also illegal ones, called hard drugs or street drugs. These include narcotics, stimulants, barbiturates, and hallucinogens. In nearly every instance, drugs are toxic and dangerous. There are exceptions; these are natural products which the FDA erroneously classifies as "drugs." (See "[Drug Rash](#).") Included here are such things as charcoal tablets and peppermint tea.

People often start taking street drugs such as nicotine, alcohol, and coffee, thinking them to be harmless, enjoyable, or beneficial. But they are neither. Frequently the dose is increased, to obtain the same

pleasant effect; but an overdose may eventually occur, and death results.

TREATMENT—

- Withdrawal must be done. When a person is highly dependent on a drug, it is best that the dose gradually be reduced slowly, over a four-week period. Regarding the hard drugs, it is best that withdrawal be done under professional guidance.
- Nutritious food should be eaten along with heavy vitamin/mineral supplementation. Vitamin C and the B complex are especially important. Drink lots of water and get extra rest. Take sweat baths, to help excrete poisons.

HYDRO—The following hydrotherapy methods used for opium, cocaine, and related habits are from the author's book, *Water Therapy Manual* (see [order sheet](#)):

General: Rest in bed. Sweating baths (such as Radiant Heat Bath, Steam Bath) twice a day for 3 days before withdrawing the drug. Follow bath by vigorous cold applications. While withdrawing the drug, the symptoms may be successfully combated as follows:

Nervousness, restlessness, "indescribable sensations": Prolonged Neutral Bath at 92°-94° F., for 10 minutes; Neutral Douche at 92° F. for 2-4 minutes.

Cardiac weakness: Cold Compress or Ice Bag over heart; alternate (hot and then cold) applications to the spine; Cold Mitten Friction; Cold Towel Rub, repeating treatment hourly if necessary.

Vomiting: Hot and Cold Truck Pack, Ice Bag over stomach and spine, Hot Leg Pack.

Diarrhea: Hot Enema after each movement; Cold Compress over abdomen, changed every 30 minutes.

Local pain: Revulsive Compresses, alternate or hot and cold Compress.

Insomnia after withdrawal: Wet Sheet pack; Prolonged Neutral Bath, 20-60 minutes; Heating Leg Pack; Hot Abdominal Pack; cold Ice Cap.

General Method: Same as for alcoholism. Withdraw gradually within 2-3 days (*pp.* 191-192).

—Also see "[Alcohol Withdrawal](#)" and "[Tobacco Withdrawal](#)."

ENCOURAGEMENT—Every habit can be resisted and overcome in the strength of Christ. He died to forgive your sins and strengthen you to resist the temptations of the devil. Trust in Him, live for Him, and determine that you shall do what is right.



**ENCYCLOPEDIA
INDEX PAGE**

Section 17

Tumors, Cancer

Part 1

Tumors and Cancer

CYSTS AND POLYPS

SYMPTOMS—*In the nose:* chronic difficulty in breathing through the nose.

In the colon: Bleeding or a mucous drainage from the rectum are common symptoms.

In the bladder: Blood in the urine.

In the cervix: A heavy watery, bloody, discharge from the vagina. Bleeding may occur after intercourse, between periods, and after menopause.

CAUSES—Polyps (polyposis) are growths of various sizes, and are especially found in certain portions of the mucous membranes: the nose, large intestine (colon), bladder, and cervix. They are especially common in the rectum and the portion of the colon just above that (the sigmoid).

These growths are benign (that is, not cancerous) and, growing on stalk-like structures, look something like narrow mushrooms. They tend to be hereditary.

Nasal polyps: Generally when the nose is clogged, the cause is a heavy cold or possibly chronic catarrh. But it can be nasal polyps. These are a special kind of tumor, which usually form as a result of a chronic infection in a sinus or in persons having allergies. Surgical removal is done to remove them.

Colon and rectal polyps: These growths in the outlet end of the colon can become cancerous. A colectomy is the surgical removal of these polyps, but is generally done, not by cutting out the polyps, but by removing part of the colon! Sometimes the rectum is left in place and the small intestine is connected to it. But, whether this drastic operation is performed or not, the polyps generally return. Bleeding from the colon can be a sign of polyps or of cancer.

Bladder polyps: The medical route is removal of the bladder. Unless they are removed, by natural methods or unnatural, bladder cancer may result.

Cervical polyps: These polyps line the inside of the cervix of the uterus and are more common in women who have not had children. They rarely return after being removed.

TREATMENT—

- A Wisconsin research team discovered that the polyps in most of their patients either lessened or disappeared entirely, when they were placed on a high vitamin C diet. The body is attempting to get rid of various waste products; it needs help doing the job. Vitamin C; more water drinking; nutritious food; a high-fiber diet; and the elimination of processed, fried, and junk foods greatly helps. Take some type of supplemental fiber daily. Be sure to increase your water intake at the same time you increase your fiber intake.
- Stop eating meat products. They load the body with impurities which must be eliminated. Only eat wholesome food. Stop using caffeine, tobacco, and alcohol.
- Those who eat the most saturated fat are twice as likely to develop polyps.
- Use those natural substances which tends to cleanse the body of toxins: garlic, burdock, goldenseal, red clover, etc.
- Surgical removal of the polyp is often relatively safe, a minor procedure, and done on an outpatient basis.

—Read the sections on "[Cancer](#)" and "[Cancer Prevention](#)" for detailed information.

ENCOURAGEMENT—Throughout the trials of life we have a never-failing Friend. God can do for you what you could never do for yourself. Ask Him for help.

TUMORS (including Fibroids)

SYMPTOMS—Tumors, swellings, or growths on the body. They seem to contain solid or semifluid material and be abnormal in their growth.

CAUSES—When something has no apparent reason to be growing, it is growing abnormally. These

structures are called tumors. They can be either benign or malignant (cancerous). Malignant tumors spread to other parts of the body; whereas benign ones generally do not spread.

Fibroids are tumors which most often occur in the uterus. Hysterectomies are done to remove them. But the effect of a hysterectomy on a woman's hormonal system can be devastating. Avoid them, if at all possible.

Diet and environment are special causes of tumors. Changing both can reverse the process, and even eliminate these strange growths.

It is best to eliminate them, whenever possible. Even the benign ones, although small, may later become cancerous.

TREATMENT—

- The body uses tumors as containers to store toxic waste collected throughout the body, when the system's natural ways of elimination are overloaded: the lungs, bowels, kidneys, liver, and skin. But when these channels of elimination become clogged or inadequate to care for the excess refuse, then the body starts manufacturing garbage cans (tumor cases) and placing the waste products in them.
- A physician can cut, burn, chemical, or radiate away the garbage can and its contents; but soon the body will manufacture more of them!
- The solution is to change your way of life. A complete change of diet is needed, along with improved ways of eliminating waste from the body.

—Read the sections on "[Cancer](#)" and "[Cancer Prevention](#)" for detailed information.

ENCOURAGEMENT—How thankful we can be that we can go to God for help. He who sent His Son to die, so we could have eternal life, can help you.

SKIN CANCER (Melanoma)

SYMPTOMS—Identification is especially important in dealing with skin cancer. Here are official warning signs of skin cancer:

1. An open sore that bleeds, crusts over, and will not heal properly.
2. A reddish, irritated, spot that is usually on the chest, shoulder, arm, or leg. It may itch, hurt, or cause no discomfort at all.
3. A smooth growth with an elevated border and a center indentation. As it becomes bigger, tiny blood vessels develop on the surface.
4. A shiny scar-like area that may be white, yellow, or waxy with a shiny, taut, appearance.
5. An enlarging, irregular, "angry" appearing lesion on the face, lips, or ears.

Here is a description of one of the more common types of skin cancer: large flat, tan, or brown spots, with darker black or brown areas dotted on its surface. The edges may, or may not, be clearly defined. The spot may appear mottled.

Moles should also be watched—especially those that change in size or color, are irregularly shaped, have ridges around the edges, widen, bleed, itch, or seem to be continually irritated by clothing.

Here are still more identifiers of skin cancer—the so-called "A-B-C-D checklist":

Asymmetry: Both sides of the mole should be shaped similarly. If the overall shape is irregular, then it might be skin cancer.

Border: The edges of moles should be smooth, not blurred or ragged.

Color: It should be tan, brown, and dark brown if it is normal. If it is red, white, blue, or black, it is not.

Diameter: Any mole that is larger than $\frac{1}{4}$ inch in diameter, or whose diameter seems to be increasing, should be treated with suspicion.

Spots which are dry, red, and scaly (most frequently found on the face, neck, or backs of hands) may be actinic (solar) keratoses. These are lesions which result from years of overexposure to the sun. They can be precancerous. Later they may become hard to the touch and grayish or brown in color.

CAUSES—Skin cancer is also called melanoma, or lentigo-maligna melanoma, and appears on body surfaces which are most frequently exposed to the sunlight: the face, neck, arms, and trunk. It can also occur on the lips and even eyelids.

The best thing about skin cancer is that it is often slow in spreading and invading the deeper layers of the skin. As long as the cancer is only on the surface, it can easily be removed.

There are three types of skin cancer; the first two are the most common, and the third is the most dangerous. Yet all three types can be eliminated if treated early. The medical route or natural methods can be used to eliminate each of these. But, either way, be sure it is gone. As long as it is treated early, you can easily see if it is gone.

Basal cell carcinoma: This is the most common type, and the slowest growing. It does not spread until it has been present for a number of years. It is an ulcer-like growth which spreads very slowly. The first sign is a large pearly lump, generally on the face, nose, or area around the eyes. About six weeks later it becomes an ulcer with a moist center and a hard border which may bleed. Scabs continually form, then drop off, but with no healing of the ulcer. Another form is flat sores which slowly widen. Treatment is the same as for squamous cell cancer.

Squamous cell carcinoma: Due to damage to lower-skin surface, a lump forms on the skin. Looking like a wart or a nonhealing ulcer, physicians cut it off, freeze it off, chemical it off, or irradiate it off. A skin graft may be applied afterward.

Melanoma: This is the most dangerous of the three, and can run in families. It often begins as what appears to be a mole. Most people have moles, but be especially beware of those which appear after the age of 40. Any mole that is unusual or that changes in size or color should be eliminated. If in doubt, see a physician!

A melanoma mole arises out of the deeper pigment layer of the skin. For this reason, it spreads more quickly. Melanomas most frequently occur on the upper back and legs. But they may also occur on mucous membranes or under the nails.

A fourth type of skin cancer might be noted here. It is the rare *mycosis fungoides*. For years there will be itching skin lesions. Eventually they become firm and begin ulcerating. Later they involve the lymph nodes and produce cancer of the lymph (lymphoma).

Over 600,000 Americans develop skin cancer each year, and 10,000 die of it. More than 90% of skin cancers can easily be eliminated, if done so early.

TREATMENT—

- Exposure to the sun is vital to good health. Unfortunately, the ultraviolet rays also cause wrinkles and 90% of all types of skin cancer. (It can cause cataracts too.) Yes, continue to get out in the sunlight, but try not to overdo it. Keep in mind that, in the early stages, it is not difficult to remove skin cancers; but you have to have a certain amount of sunlight for general physical health. Be especially careful between 10 a.m. and 2 p.m., when sunlight

is strongest.

- Those with a family history of skin cancer should obtain their sunlight more sparingly.
- In the summer, wear light-colored clothing which has a tight weave. Consider using a sunscreen of at least 15.
- Tanning salons are more dangerous than sunlight, because people tend to overdo them.
- As the ozone layer is gradually destroyed over the north and south poles, those living in the temperate zones throughout the world become more susceptible to skin cancer—without even being in the sun.
- Every month or so check over your body carefully and look for signs of skin cancer. Then do something about it.

Suggestions for eliminating the skin cancer:

- You can go to your physician, and he will excise it with a knife or an ointment which will burn it off. If you delay, surgery will cut more deeply and, as with all cancer surgery, there is the very real danger that not all the cancer will be removed.
- Or you can use natural remedies. Fortunately, with skin cancer, as long as it is treated in the early stages, you can tell if it is gone!
- Garlic is a faithful standby. Cut a thin slice of garlic and carefully tape it over, what you consider might be, a skin cancer. Try to avoid contact of the garlic on good skin. (If you can't avoid it, the skin will redden and burn somewhat.) Russian research, from back in the 1950s, revealed that garlic is more powerful than antibiotics in destroying bacteria. It also causes moles and skin cancers to fall off.
- Put the garlic on in the morning; take it off and carefully wash the area in the evening before bedtime. Put on a new application. Remove it in the morning, and repeat the process. Do this for about 3 days. The mole or ulcer will dissolve and slough off. Let the area heal. If part of it remains, repeat the process at a later time.
- If you keep applying the garlic for more than 4 days, it will begin burning deeper into the skin (you will know, because the area will become very painful.) Such deep burning is not necessary to slough off the cancer, and could be harmful.
- The herb, chaparral, works well for skin cancer. Take it as a tea or in tablet form.

- According to a 1988 medical article (*British Journal of Surgery*), eating an adequate amount of essential fatty acids helps protect the body against skin cancers. It even helps eliminate them, once they form.
- Eat a nourishing diet; go off meat and processed, fried, and junk food. Get enough rest. Right living helps your body resist and throw off cancerous lesions.
- Take vitamin C to bowel tolerance; also take vitamin A and selenium.
- Carcelim is a cream which you can purchase, which requires 30 days to remove the melanoma.

—Read the sections on "[Cancer](#)" and "[Cancer Prevention](#)" for detailed information.

ENCOURAGEMENT—Take your problems to God, for He can help you know what to do. He can lead you to solutions which are the best.

BREAST CANCER

SYMPTOMS—*In the most common types:* Lumps are firm, do not go away, and are generally pain free. Lumps which do not move around may be malignant or may not be.

In another type: There is itching, redness, and soreness of the nipple.

In yet a third type: The breast becomes extremely tender and appears infected with something.

These three are explained in more detail below.

CAUSES—Breast cancer is a leading cause of malignant death among women in the United States. Women over forty are more likely to develop breast cancer than younger women. Lung cancer kills about 56,000 women in America each year, and breast cancer is responsible for the death of about 46,000.

It is vital that early detection be made. Discussions of how to carry out breast self-examination are readily available elsewhere and need not be repeated here. As you conduct it, watch for subtle changes in the breast. You are looking for special types of lumps in the breast. These lumps are firm, do not go away, and are generally pain free. Lumps which do not move around may be malignant or may be

caused by normal fibrocystic changes during the menstrual cycle. The experts say a biopsy will detect what kind of lump it is.

But you should know that biopsies can be dangerous. A biopsy is a slice of the tissue which is then sent to a lab for microscopic examination. The problem is that slicing any suspected tissue—immediately releases its cancer (if any is present) into the body, where it can more rapidly spread. You may or may not choose to have biopsies made, but you should be aware of this fact.

You will often hear it said that "1 in 9" women will contract breast cancer—but that is sometime within a lifetime. The average 30-year-old white woman has a 1 in 5,900 chance of getting it; at 50 years, it is 1 in 430.

There are several different types of breast cancer. Most of them are similar, producing lumps described above. But a few are different:

Paget's disease of the nipple affects the nipple, and cannot be detected by a self-examination. Cancer cells have migrated to the nipple. The symptoms are itching, redness, and soreness of the nipple. This form of cancer only occurs when a different form of cancer is present elsewhere in breast tissue.

Inflammatory carcinoma is a different type. The skin thickens and turns red. The breast becomes extremely tender and appears infected with something. The lymphatic system and blood vessels have become clogged because of a tumor. This type of cancer spreads very rapidly. Professionals recommend a biopsy; but, if you choose not to do so, you must be planning to go on an intense natural remedies cleansing, to eliminate the problem. Whatever you do, you had better set to work and do it.

TREATMENT—

- It is well to keep in mind that people have undergone the orthodox cancer routine of surgery, chemotherapy, or radiation and have survived while others have died. There are those who have taken the natural remedies route, with the same end results. No one can, or ought to, decide for you; the decision is yours.
- In the late 1980s, researchers discovered that women develop breast cancer far more frequently in certain localities than in others. Analyzing those locations, it was discovered that they are those areas where there tends to be less sunlight throughout the year. For example, northwestern California, the western slopes of Oregon and Washington, and the Northeast had a far greater number of breast cancer cases than did Florida, Texas, Arizona, and southern California. The solution: Take sunbaths whenever you can, throughout the year; sunlight is important for maintaining good health, purifying the body, and resisting infection.
- Breast cancer more often occurs in women who started menstruation early in their youth,

had a late menopause, gave birth later in life, had a family history of breast cancer, developed obesity after menopause, and had a history of alcoholism and eating a high-fat diet.

- Research indicates that those who take oral contraceptives are 3 times more likely to develop breast cancer. Silicone (used in breast implants) causes cancer in test animals. Those who develop breast, and other, cancers have less vitamin A in their bodies.
- Eat a nutritious diet centered around fresh fruits and vegetables, whole grains, and nuts. Eat garlic and onions. Drink distilled water and fresh fruit and vegetable juices. Get extra fiber.
- Do not eat too much soy or peanut products.
- Avoid meat; dairy products; alcohol; caffeine; nicotine; and processed, fried, white-flour, and junk foods. Do not take supplements containing iron.
- You should examine your breasts regularly. Procedures for doing this, and what to watch for, are discussed in many other books. You will be able to detect initial changes better than anyone else. If you experience itching, redness, and soreness of the nipples—especially if you are not currently breast-feeding a baby—check with a physician. You might have Paget's disease of the nipple, a form of cancer. See "[Paget's Disease](#)."

—Read the sections on "[Cancer](#)" and "[Cancer Prevention](#)" for detailed information.

ENCOURAGEMENT—Take all your problems to God in prayer. He can wonderfully change the most hopeless outlook. And whatever happens will be for the best, if we are trusting in Him.

PROSTATE CANCER

SYMPTOMS—Possible pain or burning sensation during urination, frequent urination, a decrease in the size and force of urine flow, an inability to urinate, blood in the urine, and continuing lower-back or pelvic discomfort just above the pubic area. But there may be no symptoms until an advanced stage or until the cancer spreads out beyond the prostate.

Many, many, times the above symptoms point to a benign enlargement of the prostate and is not cancer

in that organ.

CAUSES—The prostate is a walnut-sized gland at the base of the bladder and encircles the urethra, the tube through which the bladder voids urine. The prostate makes prostatic fluid which nourishes the sperm.

Prostate cancer is the second leading cause of cancer deaths in Americans. Poor diet, exposure to environmental toxins and cancer-causing chemicals, and overactivity of the sexual organs are possible causes. There is a link between a high-fat diet and prostate cancer. It is believed, by some, that a vasectomy may increase the likelihood that this problem will later develop.

Men over 65 have 80% of the cases of prostate cancer, and 80% of 80-year-old men have it.

The younger a man is, when he is diagnosed with prostate cancer, the worse the outlook. Those with recurring prostate infections are at greater risk. Men whose ancestors had prostate cancer are more likely to develop it. African American men have the highest rate, and Asiatic American men have the lowest.

A careful, but relatively simple, rectal examination can reveal if cancer is developing in this organ. There are also other screening methods, and PSA (prostate-specific antigen) appears to be the best. The PSA test should be taken twice if there is an indication of cancer.

—For much, much, more discussion and suggestions on this, and other, malignancies, see "[Cancer](#)."

TREATMENT—

- Contact your physician.
- Go on a program with a nourishing diet, vitamin and mineral supplementation, and out-of-door exercise.
- Do not eat meat. There is a definite correlation between red meat consumption and prostate cancer.
- Drink fresh fruit and vegetable juices daily.
- Avoid processed and junk foods.

—Read the sections on "[Cancer](#)" and "[Cancer Prevention](#)" for detailed information.

ENCOURAGEMENT—No friend can help us as wonderfully as God can. Go to Him in prayer and ask for His help. Trust your life to Him, and believe that He will work everything out for the best.

CANCER

SYMPTOMS—*The most common symptoms of cancer:* any sore that does not heal on the skin, mouth, tongue, or lips. Any irregular or unusual bleeding or discharge from any body opening. A persistent change from normal in the action of the bowels or bladder. Any persistent lump or thickening in breast or anywhere on the body. Hoarseness or nagging cough. Difficulty in swallowing. Persistent indigestion or loss of appetite, especially if accompanied by loss of weight. Sudden or rapid changes in the form, appearance, or rate of growth of a mole or wart or if it bleeds. Fatigue.

To the basic eight cancer signs, listed above, we are adding three others which are important: any condition which does not respond to treatment, inflammation from blood clotting (thrombophlebitis), and putrid intestinal gas.

Skin cancer: A lump under the skin, moles which change color or size and have raised edges, an ulcer which does not heal, flat sores, lesions which look like moles.

Mouth or throat: Chronic ulcer of the mouth, tongue, or throat which does not heal.

Larynx: Persistent cough and hoarse throat.

Lung: Persistent cough, bloody sputum, and chest pain.

Breast: Lump which is hard, does not go away, and does not move; inflammation or thickening of the skin. (See "[Breast Cancer](#)" for more signs.)

Leukemia: Whiteness of skin, weight loss, fatigue, repeated infections, easy bruising, nosebleeds.

Stomach: Indigestion and pain after eating.

Bladder and Kidney: Blood in urine and increased urination frequency. Bloody urine is generally not a cancer symptom, but it can be.

Ovaries: Usually there are no obvious symptoms until later stages.

Endometrium: Bleeding between menstrual periods, unusual discharge, painful periods, heavy periods.

Cervical and Uterine: Bleeding between periods, unusual discharge, painful periods, heavy periods.

Prostate: Weak or interrupted urine flow; continuous pain in lower back, pelvis, and/or upper thighs.

Testicles: Enlargement of a testicle, lumps, thickening of scrotum, sudden excess of fluid in scrotum, mild ache in lower abdomen or groin.

Colon: Blood in stools, rectal bleeding, changes in bowel habits (diarrhea and/or constipation).

Lymphoid Tissue: Enlarged, rubbery, lymph nodes; itching; night sweats; unexplained fever and/or weight loss.

CAUSES—In this article, you will find an overview of many research studies and data.

Cancer is now the second most common killer in the United States and is increasing. One in every three people will die from some form of it. Over 1,400 Americans die each day with it.

Cancer cells are wild, irregular, and different from other body cells. They grow rapidly and gradually invade and fill surrounding areas. They rob neighboring cells of nutrition, resulting in a gradual wasting away of the patient. They can migrate to new locations and multiply. Wherever they go, there are abnormal growths and tumors.

Cancer cells are classified by the organs they initially invade (liver, breast, colon, lung, lip, etc.). There are more than 100 different varieties of cancer. Each varies in its symptoms and how fast it spreads.

There are four main types of cancer: *Carcinomas* affect the skin, mucous membranes, glands, and other organs. *Leukemias* are blood cancers. *Sarcomas* affect muscles, connective tissue, and bones. *Lymphomas* affect the lymphatic system.

Early detection and treatment is vital. One person dies every 3 minutes from cancer.

Dr. Otto Warburg, Nobel Prize winner, stated: "More is known about the cause and prevention of cancer than most any other disease."

Dr. Ronald Raven, Chairman of the Royal College of Surgeons in London, said: "Seventy-five percent of all cancer can be prevented if we utilize the facts we now possess."

At the Eighth International Cancer Congress, Dr. Kavetsky said: "It is essential in the treatment of tumorous disease, not only to act on the tumor, but to endeavor to strengthen the compensatory and defensive reaction . . . of the entire system."

When a cancer becomes noticed, it is already far advanced. At this stage, it is important that the one with it place himself under the care of a competent physician who understands and uses nutritional therapy. However, the patient needs to understand, for himself, what is required and what he must do. There are situations in which a cancer victim has no one to help him, and he must carry out such a program entirely on His own.

But, whether helped by others or going it alone, unless the individual fully cooperates with right principles, he cannot be successfully helped. He must cease his violations of the natural laws, given by God to mankind, and live fully in accordance with them.

The type of food we eat, the way we live, and environmental factors gradually build up or weaken the body. If the organs of elimination cannot keep up with the amount of toxic waste we are producing, in desperation the body eventually turns to the formation of tumors and cancers. Soft cancers are cells gone wild because of the excess waste in the system. Hard tumors are garbage cans prepared to hold the toxic waste.

Cancer generally has a lengthy incubation period of years. Nourishing the body, building up the immune system, and avoiding excess and debilitating substances enables the body to resist cancer.

Because of intemperate living, eating, sleeping, combined with stress, the body is weakened over the years. This produces a chronic autointoxication—poisons have accumulated in the body. Vital organs, whose job it is to purify and eliminate wastes (such as the skin, lungs, liver, kidneys, and bowels), become less active and efficient. The system becomes poisoned. These poisons accumulate around the weakest organs or where the body has been injured by a bruise, fall, or blow. The accumulated poisons from years of tea, coffee, tobacco, cola, meat, liquor, fried food, etc., especially accumulate in such an area. Then the body either tries to build garbage cans (tumors), to hold the waste products or the cells in that area go wild from the irritation; so cancer cells form and spread. It is well-known that irritation, such as always picking at a certain spot, can cause cancer.

Unfortunately, there are also toxic substances in the air, water, and soil. This makes it the more crucial that we live as carefully as we can.

Prevention of cancer requires effort; yet many people give more attention to caring for their prize dogs or their new cars. The human body requires careful attention also.

Drs. Hans Nieper and Dean Burk stated that, by the time the tumor is present, a patient's malignancy is already far advanced. As noted earlier, a tumor is something of a strange parasite, which has as little as 2% of normal blood circulation. Its cells are living on sugar fermentation instead of oxygen as normal cells do. It is more like a plant or fungus.

—Additional causal factors will be noted in [Cancer Prevention](#).

Here are two interesting facts: (1) The U.S. Government declares that the five-year survival rate from taking the officially authorized cancer remedies (chemotherapy, surgery, or radiation) has not changed over the past 20 years. (2) Statistics reveal that patients who do not take officially authorized therapy will, as a group, survive longer than those who do.

A problem with the cut, burn, and poison routes is their deadly nature. Chemotherapy, for example, produces hair loss, extreme nausea, vomiting, fatigue, weakness, sterility, and damage to the liver, kidneys, and heart. What should you do? That is your decision. On one hand, you can take the officially recommended remedies at your local hospital. Or you can try natural remedies. Your choice.

Some of the natural folk remedies are listed here. There are many others.

However, you should know that the government and the medical association advises that you should never treat yourself for cancer. Their counsel is that you consult a medical doctor (M.D.), and follow his advice explicitly. Not to do so, they say, could result in your death.

TREATMENT—

- Cancer is a systemic disease, affecting the entire body and caused by conditions in the entire person. So it cannot be treated by specifics. An entire change in one's way of life is required.

For an in depth look at cancer prevention see "[Tumors, Cancer - Part 2](#)".

For much, much more information on Cancer, see the author's book, *Alternate Cancer Therapies* (see [order sheet](#)).

LEUKEMIA

SYMPTOMS—Weakness, easy fatigue, a remarkable whiteness of the skin, difficulty in breathing, spells of fever, sweats, palpitation, rapid heart, loss of weight, soreness or ulceration of the throat and gums, and a tendency to hemorrhage.

In one type, the spleen is enlarged; in another, the lymph glands are also enlarged.

CAUSES—This is called cancer of the blood, but it is actually cancer of the bone marrow, where the blood is made.

Leukemia (which means "white blood") produces a defect in the production of white blood cells, resulting in large numbers of immature WBCs in the blood stream. WBCs are vital to physical health; and, without them, the body deteriorates. The bone marrow continues to produce an excess of them; yet many of those produced and dumped into the blood stream are essentially useless.

A blood test reveals anemia (not enough red blood cells), low platelet count, increased lymphoblasts (an excess of immature WBCs), and an elevated total WBC count.

Chronic cases run an up and down course for several years. Acute cases generally end fatally in a few weeks.

As a rule, leukemia ends in death. A person can choose to go the medical route or try natural remedies. There will, of course, be a risk and the very real possibility of death, whatever his decision may be.

TREATMENT—

- Treatment may include DMSO IV (which matures the immature cells in circulation), laetrile, germanium, selenium, vitamin A, and vitamin C to bowel tolerance.

—For information on some of the natural remedies which you may wish to consider, read the sections on "[Cancer](#)" and "[Cancer Prevention](#)".

ENCOURAGEMENT—In Christ we find our hope; in Him we find our salvation. Cry to Him for help and trust that He will work everything for the best for all concerned. You can safely lean on Him. He will not fail you, no matter what the outcome.

LEPROSY

SYMPTOMS—Any unnatural patch on the surface of the skin. If void of sensibility to temperature, pain, or touch, it should be a warning of the possible onset of this disease. Other early symptoms include headache, nosebleed, and fevers. Certain areas may become insensitive, because the disease follows along nerve trunks and especially affects areas on, or close to, the skin.

CAUSES—Leprosy is a strange infectious disease, caused by a bacteria which, under a microscope, looks like tuberculosis. It is mildly contagious.

There may be 2-3 years, and sometimes much longer, after exposure before symptoms appear. Once it appears, it develops very slowly.

TREATMENT—

- The disease is almost unknown among vegetarians, but is prevalent among meat eaters, especially in hot tropical climates.
- The worst things to take into your body are pork, crocodile meat, lard, blood, greasy meats, coffee, alcohol, or tobacco.
- Cleanly living is important.
- In tropical countries, chaulmoogra oil is taken. Begin by swallowing 10 drops a day, gradually increasing to 30 if the person can tolerate it.
- Sunbathing helps.
- Helpful herbs include red clover blossoms, burdock seeds, yellow dock root, lobelia, red root, poke root, goldenseal, myrrh, bittersweet, sassafras, poplar bark, black cherry bark, and comfrey.

—*Leprosy closely resembles [syphilis](#) and [tuberculosis](#), so you may wish to read those articles also.*

ENCOURAGEMENT—Find in God the help that you so much need. He can help you, day by day. Giving your life to Him is the best thing you can do. Whatever the outcome, He has your life in Hands. And that is the best way to have it.



**ENCYCLOPEDIA
INDEX PAGE**

Section 17

Tumors, Cancer

Part 2

Cancer Prevention

SPECIAL RISK FACTORS

Here are the special risk factors for each of the fifteen main types of cancer:

Skin—Exposure to the sun, especially for those who have fair skin; history of moles (malignant or otherwise); moles on the feet or in areas irritated by clothing; scars from severe burns and scars or sores that won't heal; family history of skin cancer.

Lung—Smoking; exposure to asbestos, chromates, nickel, or radioactive materials; history of tuberculosis, chronic bronchitis; exposure to certain chemicals, such as pesticides and herbicides.

Breast—First childbirth after age 35; having no children; family history of cancer; high alcohol and/or caffeine intake; high-fat diet; diabetes. Estrogens and oral contraceptives have been linked to breast and uterine cancer. There appears to be a link between sugar intake in older women and breast cancer.

Stomach—Pernicious anemia; lack of hydrochloric acid and dietary fiber; high-fat diet; chronic gastritis; stomach polyps.

Colon—Lack of dietary fiber and calcium; polyps; family history of colon cancer; continued constipation and/or diarrhea; a buildup of toxins in the colon; a high-fat diet.

Leukemia—Hereditary factors; radiation exposure; chronic viral infections.

Cervical and uterine—More than 5 complete pregnancies; first intercourse before age 18; a history of gonorrhea or genital warts; multiple sex partners; infertility.

Ovarian—Not having had children; high-fat diet.

Laryngeal—Heavy smoking; alcohol consumption.

Lymphoma—Hereditary factors; immune system dysfunction. Some cases are linked to a viral cause.

Mouth and throat—Use of chewing tobacco; smoking; irritants inside the mouth, such as a broken or sharp tooth, or ill-fitting or broken dentures; excessive alcohol intake.

Endometrial—Never having been pregnant; being past menopause; family history of cancer; diabetes; obesity; hypertension.

Bladder and kidney—Exposure to certain chemicals, such as benzidines, aniline dyes, naphthalenes; smoking; excessive consumption of caffeine and/or artificial sweeteners; history of schistosomiasis (a tropical disease); frequent urinary tract infections.

Testicular—Undescended testicle.

Prostate—Recurring prostate infection; history of venereal disease; diet high in animal fat; high intake of milk, meat, and/or coffee; use of male hormone (testosterone) in treatment of impotence; vasectomy; being over age 50.

MISCELLANEOUS PREVENTATIVE FACTORS

- **Venereal disease** can lead to breast, cervical, uterine, and prostate cancer.
- The following can also lead to cancer: **too much sunlight** (skin cancer); **mechanical, physical, or chemical irritation**; prolonged **irritation of warts, pimples, or sores** (skin cancer); and **radiation** (leukemia).
- The clothes should have **no constricting bands** and should **keep the neck, head, arms, legs, and feet warm**. As many layers of clothing should be worn on the extremities as are worn on the trunk. This is especially important in cancer of the breast or skin.
- A **biopsy** is a thin slice of tissue, taken to examine it for possible carcinoma (cancer). But, when the slice is made, the cancer (if any) stored in that area, can immediately begin spreading throughout the body.
- **X-ray, radium**, and other forms of **radiation therapy**, along with **chemotherapy**, weaken the body

and intensifies the toxicity and weakened conditions initially producing the cancer. The cancer generally returns with 6 to 12 months in greatly strengthened form.

- Here is a brief list of some of the significant factors leading to cancer: **Chemical additives in food, refined and fragmented food, use of nicotine and/or alcohol, a heavy protein diet, excessive use of dairy products, commercial oils and fats (especially when heated and reheated), all grease, hydrogenated oil (added to many foods), diethylstilbestrol, hormones, contraceptives, nitrates (often added to food), medicinal drugs, hard drugs, monosodium glutamate (in food and tobacco), refined sugars, saccharin and other artificial sweeteners, biopsies and other forms of surgery, pollutants (occupational and environmental), X-rays and radium exposure, cosmetics, detergents and soaps, water (chlorinated, fluoridated, or contaminated), and aluminum.**

GENERAL PREVENTATIVE FACTORS

- Jethro Kloss said that his cancer cure was **correct food, herbs, water, fresh air, massage, sunshine, exercise, and rest.** Yet some famous medical dictionaries say nothing about diet in cancer treatment, except to keep the diet under 2,000 calories. The truth is there is a close relationship between the food we eat and what happens in our bodies.
 - Meals, bedtime, periods of study, etc. should be according to a **regular schedule. Avoid noise, smog, television, worry, stress, and confusion. Do some reading every day. Reading in God's Word, accompanied by simple trustful prayer** brings healing to heart, soul, and body.
 - Dr. Josef Issels' cancer clinic, in Germany, is an example of a well-rounded program. In addition to other things mentioned in this book, he prescribes **plenty of rest, complete freedom from worries and mental stress, and plenty of fresh, pure air day and night.** To the degree the patient is strong enough for it, and as he improves, there is **lots of exercise and walking.**
 - Some, in a position to do so, may wish to move to a **warm, unpolluted climate** (any left?) where fresh air and sunshine is continually available. Build up the system with **good food, exercise, and rest.**
 - **Continual overwork and exhaustion** can lay the groundwork for the development of cancer.
 - **City living, with its hurry, noise, confusion, and air and water pollution,** can also provide the inferior living conditions which lead to malignant conditions.
-

WORRY, DEPRESSION, AND STRESS

- **Stress** is also considered a significant factor. More and more research indicates that, as Dr. H.F. Dunbar says, "only certain types of people succumb to cancer."
- Two Soviet researchers (Serov and Troskin) demonstrated that **negative emotions** reduce the white blood count in an alarming manner, hindering a major body defense against disease.
- Researchers at the Rochester Medical Center in New York have found that people are more likely to contract cancer if, more than others, they have a harder time dealing with **severe emotional conflicts and stresses**, have **uncontrolled anxieties and worries**, experience **traumatic emotional experiences or losses**, have **strong feelings of loneliness, inadequacy, hopelessness, and desperation**. It may not be that such **negative attitudes** cause the cancer, but they keep the person from resisting and conquering it.
- Maintain a **strong sense of purpose**. **Find something to do** with yourself. In one church which the author once pastored, a woman bedridden for years before her death would phone people at random and encourage and pray with them. Between calls, she would pray for them. She was a radiant sunbeam.
- A **strong trust in God and peace in Him** is the solution. Man innately knows that he cannot solve his own problems; he needs God! Only in Him can we find the strength and courage to press forward. Only then can we be genuinely happy amid life's problems.
- **Read God's Inspired Word—the Bible**—every day, and **be happy, contented, thankful, and helpful to others**. This is a powerful inducer to healthful conditions in the body.

SORROW OF THE HEART

- As far back as the second century A.D., the Greek physician Galen noted that melancholic women were more likely than others to develop cancer.
- Today, the effect of emotions and stress (or rather the attitude toward stress) is recognized even more. Over the past 75 years a number of studies have linked stress to susceptibility to cancer (*R. Ader, Psychoneuroimmunology, 1981*). Strong stress in a child can also lead to it (*B.L. Bloom, et. al., Psychological Bulletin 85 no. 4, 1978*). Adults who who had recently lost a loved one, or were widowed,

divorced, or separated, have the highest cancer rates (*B.L. Ernster, Journal of the National Cancer Institute, 63, no. 3, 1979*).

- Ronald Grossarth-Maticek, M.D., a European researcher, spent 20 years working along a line of study which has been rejected by orthodox medicine. His concept is called Creative Novation Behavior Therapy, and it concerns people with certain personalities; that is, having certain mental-emotional attitudes, are the most likely to contract cancer.
- Grossarth-Maticek is a Yugoslavian oncologist (cancer specialist) who used mortality data in Heidelberg, Germany.
- People who view life in a certain way are more prone to develop cancer.
- **Type C** persons are unable to solve problems in relationships with other persons, situations, and goals. When relationships are crushed, circumstances go back, or goals become unachievable, these people react by sinking into a depression, characterized as feelings of helplessness and hopelessness. Type C people are highly prone to cancer.
- **Type H** persons also have the same difficulties named above, but they react quite different to such problems. Instead of feeling hopeless and helpless, they become angry and frustrated. Type H people tend to develop heart disease.
- **Type F** persons learn how to roll with the punches. They are free of fears and worries, for they give them into God's hands to care for. Although they encounter problems as others do, they trust in God, recognize their own limitations, and, when difficulties arise, keep moving forward cheerfully. This type tends to die of other causes, such as accidents. They tend not to die of cancer or heart or circulatory problems.
- These people are not living under stress, with aroused hormonal flow, such as type 1 and 2 personalities have. They are at peace with life. They accept what has to be, change whatever they can change, and, with God's help, keep cheerfully on their way, helping others as they go.
- Still other researchers have found other aspects of this Type C (cancer-prone) personality.

The main aspect they have noted is loss, either loss of a loved one, or loss of hope. Many cancer patients feel a profound sense of helplessness and despair, particularly about the meaning of their existence. Frequently, they need peace with God.

- A second characteristic is the suppression or repression, of emotions.
- The third factor is loneliness. Such people tend not to have close friends. (*H. Dreher, Your Defense Against Cancer, 1988, 246-247.*)

- All three factors could be nicely resolved if such individuals would come to God and find in Him the encouragement, the forgiveness, and strength they need to meet life's difficulties.
-

DEEP BREATHING AND EXERCISE

- Cancer is less prevalent in physically active people, so **exercise** is important.
 - Obtain plenty of **exercise**. **Fresh air** has remarkable healing, strengthening properties. God gave it to us for a purpose. Let it cleanse the lungs, purify your blood, and tone up your organs.
 - Do **deep breathing exercises**. Take 20 deep breaths, hold each one for several seconds, and then slowly exhale. Exhale to full compression, and then inhale again. Do this several times a day—always outdoors. This, along with **outdoor walking**, will help clean the lungs.
 - Soviet scientists demonstrated that a complex link exists between cancer and not breathing deeply enough or breathing stale air too much. One researcher in the Western world said that forced deep breathing, out of doors, at least 3 times a day to the point of dizziness, will help furnish an ample supply of oxygen.
 - It is well-known that cancer cannot live in an oxygen-rich environment.
 - (Many researchers seem not to be aware of the negative ion factor. Breathing deeply out of doors supplies both oxygen and **negative ions** to the body. Negative ions provide a much-needed electric charge needed by the nerves.)
 - If at all possible, **sleep in a room that receives sunlight during the day**. It has been scientifically proven that patients' rooms on the north side of a building have more disease germs on the floor and furnishings.
 - The bedroom should be **properly ventilated** at all times.
-

ORGANS OF ELIMINATION

- **Keep the eliminative organs active.** The five primary ones are the **lungs, the skin, the liver, the kidneys, and the bowels**. Add to this a sixth: the **lymphatic system**. Add to that a seventh: the **immune system**, working together with the white blood cells, the T-cells, and vitamin C. (Vitamin E also purifies and detoxifies, but it carries on this function in the liver.)
- The first step is to cleanse the blood by relieving **constipation**, making all the organs of elimination active, and keeping them active. Take **herbal laxatives or enemas**.
- A **daily bowel movement** is essential, even if an enema or colonic is required. All foods which ferment in the bowel should be avoided. Absolutely **no meat or fish!**
- Bowel movements need to be **complete evacuations**, even if enemas are necessary. The cleansing program is releasing so many toxins, it is important that they be flushed out. Enough **water must be drunk** every day.
- If necessary, keep the bowels clean with **herbal laxatives or enemas**. When the body is toxic, the bowels become sluggish; waste matter is reabsorbed by the blood and lymphatic system, which is circulated throughout the body and stored in tumors or other trash sites. It is best that you not use these over a long period of time.
- Many aspects of cancer therapy, including chemo and radiation therapy, pain killers and sedatives, reduce muscular contractions in the intestines, resulting in constipation. Sometimes physical assistance is needed. Using the flat side of your fist, gently massage with rocking motions, pushing about 1-2 inches. Be gentle and slow! This not only helps reduce constipation, but increases muscle tone.

CHEMICAL FOOD ADDITIVES

- **Coal tar dyes** are highly carcinogenic. **All artificial colors, flavors, and odors** are made from coal tar. You will find them in all **soft drinks, cosmetics, and many medicines**. **Foods which have bright colors, strong flavors, or odors** often have coal tar in them. (The FDA lists thousands of approved food additives. The more natural and unprocessed the food is, the less likely it is to have additives. Junk foods are the worst.)
- Research has shown that **cyclamates**, an artificial sweetener, will in later years cause cancer of the stomach and other digestive organs. Ditto for saccharin.

- **Food additives like MSG, BHT, BHA, DES**, and others are poisons. Read the labels carefully. Keep in mind that many harmful food additives are not listed on the labels because the FDA considers them to be "Generally Regarded as Safe" Those chemicals you will find in the FDA GRAS List. But that does not mean they *are* safe!
 - **Diethylstilbestrol (Des)** has been shown by the FDA to cause cancer of the uterus, breast and other reproductive organs. This is an artificial sex hormone widely used in food production. Dangerous residues of stilbestrol are in 85% of all the meat sold in the United States. This is the main reason why 15 countries around the world now refuse to import American meat; 21 nations have a total ban on the use of stilbestrol in food production or processing.
 - **Nitrosamines** cause cancer of the liver, stomach, brain, bladder, kidneys and several other organs. Dr. William Lijnski, of the University of Nebraska, says they are "perfect carcinogens." When chemical preservatives and color enhancers are ingested, they cause the body to produce nitrosamines. Another source is nitrates and nitrites, which are heavily added to meat during processing. Runoff of nitrates and nitrites from fields sprayed with chemical fertilizers get into aquifers and wells and, when the water is drunk, can lead to cancer.
 - Yes, **aluminum cookware** is a type of "food additive!" Throw it all away. It is poisonous to your body. It is outlawed in Sweden; outlaw it in your kitchen. Aluminum is a poison, and also a relatively soft metal. Particles of it gradually melt into the food you are cooking. That is why it remains so shiny inside!
 - Use only **stainless steel or glassware** for cooking.
 - Be very careful that you rinse all the **soap** off your dishes and pots, or you will have added an additional chemical "food additive" to your next meal.
-

OTHER CHEMICALS

- Avoid chemicals such as **hair sprays**, all other **aerosol products**, **fresh paints**, **garden pesticides**, **cleaning compounds and waxes**, **insecticide strips**, **mothballs and crystals**, etc. Anything unnatural.
- Dr. Max Gerson would not allow his cancer patients to **dye their hair** while recovering from cancer.
- Old-fashioned soap is all you need to disinfect, but when **hexachlorophene** is added to that soap, the soap becomes more deadly. Widely used in maternity and other hospital wards, as well as in cosmetics

and deodorants, "hex" is a powerful cancer producer.

- **Chemicals** encourage the formation of free radicals in the body, which may lead to cancer. Do not be around or use chemicals. The body has to work to throw off the chemicals, when it should be attacking the cancer cells.
- Exposure to certain chemicals, such as **benzidines, aniline dyes, and naphthalenes**, tends to promote development of bladder and kidney cancer.
- Exposure to **asbestos, nickel, chromates, pesticides, herbicides, and radioactive materials** induces lung cancer.
- **Aflatoxins** (found especially in **peanuts and soy sauce**) must be avoided.
- Avoid **amines** (which are in **cheese, meat, and unrefrigerated foods**).
- **Antibiotics** predispose to cancer. This would include tetracycline, penicillin, aspirin, diuretics, immunosuppressants, Azolid, Butazolidin, Presamine, Tofranil, Sk-Promine, Tapazole, Methotrexate, antihistamines, amphetamines, Atromids, etc.
- **Aspirin** inhibits lymphocytes (white blood cells) which are crucially needed in immunological defenses.
- No **medicinal drugs** ever healed anything; it is nature which heals. Drugs are given to shock the body into healing itself. A poison is introduced, and this rouses the body to a supreme effort to throw off the poison. The result is generally a weakening of body organs, a transfer of the site of disease to a different location, and sometimes a smothering of symptoms—till a later, more deadly, form emerges.
- The taking of **birth control pills, estrogen, and other female hormones** is damaging to the body. A later result can be cancer. One anticancer physician (Gerson) found that the only cancer patients he could not recover were those who were taking hormones or who had damaged livers.
- The Cleveland *Plain Dealer* reported (May 1972) that pregnant women who take **hormones** can result in cancer in their daughters when they enter their teens. The rate of leukemia rate is highest in affluent areas, where medical help can be afforded and lowest among poorer people.
- **City living** is depressing. It is also unhealthful. The **carbon monoxide, nitrogen dioxide, ozone, and other photochemical pollutants** in city smog definitely cause cancer of the lungs. Smog is somewhat present in rural areas, but the thickest in the cities where it is especially produced.
- **Automobile exhausts** and **phosphate fertilizers** produce **cadmium**. This trace mineral is very toxic in larger amounts and produces various diseases, including cancer. Cadmium is concentrated in animal

livers and shellfish. Avoid both of them.

RADIATION

- **Radiation** is a cause of leukemia.
 - You may be thin and need an **electric blanket**. But avoid them if you can. There is the possibility that they might impose an electrical current on the body. That can happen the easiest if your skin is sweaty and directly next to the blanket. Research also indicates that it is changes in currents from blankets which may be the most deleterious.
 - **X-rays**, even diagnostic ones (the types used by dentists and physicians) can lead to later leukemia or other cancers.
 - **Strontium 90 and Iodine 131** are radioactive element fallouts from distant nuclear bomb tests. Both are especially found in milk products. The first causes bone cancer and leukemia; the second causes thyroid cancer.
 - Stay eight or more feet from **television sets**. Because of possible leakage, do not use **microwave ovens**.
-

WHAT ABOUT SUNLIGHT?

- Nearly all physicians and nutritionists agree today that sunlight is harmful, even dangerous. But is this really true?
- It is not easy to arrive at clear-cut answers in this debate, but certain facts should be mentioned:
- First, some sunlight on your skin is extremely important as a purifying agent. An entire book has been written about the physical benefits of obtaining some sunlight on your body.
- Second, you need some sunlight in order to obtain enough vitamin D for your bones. The oils just

below the surface layers of skin are irradiated by sunlight and vitamin D is produced.

- Third, the author of that special book, *Sunlight*, by Zane Kime, M.D., is the recognized world authority on the subject—and in a special section on cancer, he provides 25 pages of detailed information about suntans in relation to skin cancer.
 - Kime declares that sunlight *does not* cause skin cancer, if the diet is correct! Here, briefly, are several of his points:
 - Sunlight can change cholesterol near the skin surface into free radicals, which can cause cancer. But a good diet will eliminate the free radicals.
 - A high-fat diet increases the likelihood of skin cancer. This includes too much oil of any kind in the diet—grease, hydrogenated oil, trans-fat, and vegetable oil.
 - Trans-fat (fat which is not polyunsaturated) stops oxygen utilization by the cell, and leads to cancer. Liquid vegetable oil can be up to 6% trans-fat, margarines up to 54%, and solid shortening up to 58%.
 - If you are on a low-fat diet, sunlight hitting your skin actually inhibits cancer.
-

PROTEIN

- Our actual daily **protein** requirement is 20-30 grams a day, but many eat over 100 a day. **Almonds**, well-chewed, are a good protein source for those recovering from cancer. **Brewer's yeast** is also.
- Proteins should be in the form of **seeds and nuts**. Almonds are excellent, so are **sesame** and **sunflower seeds**. Chew them well. Eat 10 raw almonds daily. They are high in laetrile, an anticancer agent (although not as high as **apricot seeds**).
- Do not eat **peanuts**. Limit, but do not eliminate **soybean products**. Soybeans contain enzyme inhibitors, so are not the best until you are well.
- Eat all **concentrated protein** at only two meals (breakfast and lunch or lunch and dinner). Do not eat them at the third meal. In this way there are no proteins being digested for a 15-hour period, and the pancreatic enzymes are able to focus their attention on digesting cancer cells present in everyone.
- **Overeating on protein** leaves no extra pancreatic enzymes to digest cancer cells throughout the body.

- Make sure you have enough **hydrochloric acid**, so the protein you do eat is being properly absorbed.
-

MEAT

- Avoid **meat in all forms**. It is dead matter, low in minerals, and produces uric acid in excess which is a waste product. The incidence of cancer is in direct proportion to the amount of animal proteins, particularly meat, in the diet.
 - However it is true that **devitalized, processed, and sugared food** can also cause cancer—even in vegetarians. But far more often, when cancer strikes, those eating the junk foods are also eating meat.
 - Nations and groups which consume less meat have less cancer. Hospital records show that Seventh-day Adventists, who eat little or no meat, suffer far less from cancer than the average meat-eating American. Dr. Willard J. Visek, research scientist at Cornell University, stated that the high protein diet of Americans is linked to the high incidence of cancer in the U.S.
 - Another cancer physician, who also worked with hundreds of cancer patients, said that anyone who does not eat **meat**, eats only good food, and does all he can to protect his **liver**, may never get cancer.
 - Cancer is less a disease than a condition existing in the whole body. Cancer would be almost unheard of if no devitalized food or meats were eaten. Cancer cannot exist where there is a pure bloodstream.
-

DAIRY PRODUCTS

- Do not eat animal protein. Never eat luncheon meat, hot dogs, or smoked or cured meats. Restrict consumption of **dairy products**.
- **Milk and milk products** are harmful, so they should be avoided. Milk contains a growth hormone for growing calves large in a few weeks and months. It will stimulate tumor growth. The pasteurization of milk destroys the phosphatase enzyme needed for assimilation, and many allergies and digestive problems result. Calves fed on pasteurized milk die of heart attacks in 8 months, yet we still give it to our children.

- The **synthetic vitamin D** added to milk is one of the most toxic food additives known. Some of it unites with undigested calcium, forming calcified deposits which can be focal points for developing tumors.
 - Those with cancer should not use milk, with the possible exception of two tablespoons of yogurt daily.
 - Eggs can cause cancer. Many chickens die of carcinoma (cancer). It is known that the cancer germ can pass from the chicken into the egg.
-

FATS AND RANCID OIL

- Keep the **weight** down. Obesity is another factor linked to cancer, especially in women. Overweight women more frequently have cancer of the uterus, and do not recover as easily from breast cancer.
- **Accumulated fatty tissue** in the body affects female hormones. The more that is present, the more estrogen is produced and converted into a special type of endocrine substance which stimulates cells to divide in the breast and reproductive system. Overweight men and women are more likely to develop cancer.
- A **high-fat diet** dramatically increases the occurrence of colon, breast, endometrium, and ovarian cancer, as compared with a low-fat diet. Eating a lot of fat encourages the development of cancer in both men and women. Colon cancer is more likely to occur in men.
- Those who eat the most saturated fat are twice as likely to develop polyps.
- Dr. Ott Warburg, made that discovery in the 1920s. He demonstrated that the metabolism of cancerous tissue differs radically from that of normal tissue. A regular cell is nourished by oxygen which it uses to break down nutriment; without oxygen it dies. But a cancer cell lives by using chemicals to break down nutriment—not oxygen—and needs little or no oxygen to exist. The tumor, being a parasite, has a restricted circulation of blood, sometimes as low as 2% of normal, hence it lives on fermentation of sugar, like a plant or fungus, instead of oxygen. Later experiments by Warburg revealed that normal living tissue will become cancerous, **if deprived of oxygen**. It was this research which brought Warburg the Nobel Prize.
- Since the blood provides the cells with oxygen, Warburg concluded that the **condition of the bloodstream** played an important part in the development of cancer. This is substantiated by the fact that malignant tumors are frequently found near scars, at the sides of ulcers, in atrophied organs, or

wherever the blood supply is poor.

- **Rancid oils and heavy protein diets** thicken the blood, and weaken its ability to transport food and oxygen to the cells.
- Unlike other cells, cancer cells do not need oxygen. **Rancid oils and fats** are dangerous, for they decrease oxygenation and weaken normal cells while strengthening cancerous ones.
- **Rancid food and oils** are unsafe and can produce cancer. Even health foods which have been on the shelf (not refrigerated) for too long can be rancid. Try to make sure that the **wheat germ, wheat germ oil, sunflower seeds, sesame seeds, flaxseed oil, and whole wheat flour** are fresh. Natural, unprocessed foods are extremely perishable. Refrigerate as soon as possible after purchasing them. **Wheat germ** is a special problem; it turns rancid a week after it is made. Vitamins E, A, and F are totally destroyed in rancid foods. During the process of turning rancid, very harmful chemicals, such as peroxides, are produced. Because they are strong chemical irritants, after being ingested they can cause cancer. Research on this was done in Germany by Dr. H. Anemueller, and, in the University of Pennsylvania, by Drs. Rownee and Barrett.
- **Heated fats (animal or vegetable)**, when heated to a high temperature, become carcinogenic. Never fry food, never eat **fried food**. Instead **add no oil to your cooking**, but place measured amounts on your food after it is served at the table. In this way, you will be better able to control your oil intake.
- Oil in the **coffee** bean turns rancid when heated; do not drink coffee because of that and several other reasons. Coffee has been shown to produce cancer of the bladder.

DIET AND NUTRITION

- Researchers in Sweden estimate that 40% of cancer in males and 60% in females is caused by **dietary deficiencies and wrong eating**.
- **Chew your food** four times as long, thus making it four times as digestible. Cancer is often caused by mineral deficiencies. How can you get enough, if you are not chewing your food properly? When you chew your food well, you do not need to eat as much to satisfy both hunger and body needs.
- As noted elsewhere, **do not use dairy products, fried foods, heavy starches, or high protein foods. Keep the diet simple and use cleansing foods.**

* Rats fed simple, natural food were far less likely to develop cancer than rats fed "purified" foods (i.e., processed foods).

- Do not eat **tainted or partly-spoiled food**: fruits, vegetables, grains, etc. Definitely do not eat spoiled protein foods (such as nuts)!

COOKING

- **Modern food processing, canning, and cooking** destroys enzymes vital to digestion and body needs. When food is heated to 106° F., some of these enzymes are damaged; many are destroyed when 120° F. is reached. Try to keep foods, which have been subjected to heat, to below 25% of the diet. Too much **cooked foods** throw an extra burden on the pancreas. It must try to produce additional enzymes to detoxify that cooked food, which tries to produce a normal output of the same enzymes used throughout the body to destroy cancer cells.

- When you do cook, **measure the water and keep track of the time** needed to cook the food—so that you will know exactly when to turn off the fire, and there is only a very small amount of **water** remaining in the pot. Then be sure and drink that water.

- It has been reported that cancer which has been controlled, starts returning **if over 25% of the food is cooked and processed**. This is probably due to the extra demand on the pancreas to replace enzymes destroyed by heat. This paragraph is worth remembering later on.

- Cook all **sprouts** slightly to eliminate a certain enzyme. But do not heat **alfalfa sprouts**; eat them raw.

PROBLEM FOODS

- Eliminate **fats, salted foods, fried foods, smoked foods, pickles, soft drinks, caffeine, alcohol, chocolate, and all processed, fried, and junk foods** from the diet.

- A high **alcohol** and/or **caffeine** intake is cause of breast cancer. The use of alcohol or **tobacco** leads to cancer of the larynx. **Smokeless tobacco** produces cancer of the lip, mouth, tongue, and throat. Smoking **cigarettes** or **cigars** produces lung cancer and is a factor in bladder and kidney cancer.

- Do not eat too much **salt**. Research in Japan disclosed that the frequency of stomach cancer is definitely related to the quantity of salt eaten.
- **Caffeine** also interferes with production of those enzymes.
- Cancerous **tumors require sugar** in order to grow. Older women who use generous amounts of sugar are much more likely to contract breast cancer. Do not use any **cane sugar products, such as cake, pie, jelly, ice cream, candy**, etc.
- In animal studies, progressive increase in **sucrose** in the diet leads to a dose-dependent decline in antibody production.
- An epidemiological study of 21 countries revealed that **high sugar intake** is a major risk factor toward breast cancer.
- **Artificial sweeteners** are cancer-causing drugs.
- Do not use **China tea** (the regular tea you buy in the grocery store); it contains tannic acid. Only use herbal teas.
- Some natural-remedy cancer therapists say never use **tomatoes** at all, if you have cancer. There is something about tomatoes that tend to aggravate the situation for those with active cancer.
- Others say that those with cancer can eat **tomatoes** by themselves, not with other foods. Some say it is all right to make a meal of them if you wish—eaten alone. Some say they can be eaten with fresh-baked zwieback (bread which has then been toasted in the oven until it is hard and chewy). Probably the best decision is avoid tomatoes entirely if you have a malignancy.
- Do not take supplemental **iron tablets**. The body tries to withhold iron from cancer cells, because the inorganic iron helps the cancer grow. People with excess iron levels in the blood tend to have an increased risk of developing cancer, according to the *New England Journal of Medicine*. Excess iron suppresses the cancer-killing function of the macrophages and interfere with T- and B-cell activity. The richest source of good iron is blackstrap molasses.
- Cancer thrives on **glucose**. They produce a 3- to 5-fold increase in glucose uptake compared to healthy cells. Studies of cancer patients revealed that they tended to eat more **sugar** than healthy people. It was also found that high sugar intake increases the likelihood breast cancer.
- **Simple sugars** (glucose, fructose, sucrose [white sugar]) honey, and orange juice significantly impaired the capacity of *neutrophils* to engulf bacteria, but starch ingestion did not have this effect. However, you still need simple sugars, so eat them in moderation.

GOOD FOODS

- The average Westerner eats 1,500 pounds of food per year. The food we eat is an important factor in health or degeneration. **Only nutritious foods should be eaten, and in moderation.**
- **Overeating** is associated in 35% of all cancers.
- One group of mice were allowed to eat as much as they wanted (about 3 g per day); the other was restricted to 2 g. Over half the mice on the unrestricted diet developed cancer after 90 weeks. Later experiments repeated this result, producing all types of tumors (lung, liver, skin, etc.). In every experiment, the more the diet is restricted in calories, the less incidence of cancerous growths.
- **Carotenoids** and **bioflavonoids** are both free radical protectors. Both stimulate the immune system, while there is evidence that carotenoids may be directly toxic to tumor cells. Carotenoids are the yellow coloring matter in green and yellow vegetables. Deep green leafy vegetables and fresh carrot juice are the best sources. Bioflavonoids are found in citrus, whole grains, honey, and other plant foods.
- Animals fed **cruciferous vegetables** had markedly lower cancer rates matched controls. This family of vegetables includes **broccoli, brussel sprouts, cabbage, and cauliflower**. Of them, **broccoli** has been found to be the best. Since that 1970 discovery the University of Minnesota, the active ingredient, called *indoles*, have been isolated from the vegetables is provides unusual protection against cancer. Scientists at Johns Hopkins found that lab animals fed cruciferous vegetables, and then exposed to the deadly carcinogen aflatoxin, had a 90 percent reduction in cancer rates.
- **Greens and the green foods** have every known vitamin, except Vitamin D and, possibly, B12. In addition, they have high levels of beta-carotene, potassium, glutathione (an amino acid) and other crucial nutrients which reduce tumor growth.
- A diet high in beta-carotene, especially beta-carotene, has been found to protect against cancer (*International Journal of Cancer, September 1984*).
- **Green powders**, such as Greenlife, Barley Green, etc., are invaluable. Eat a spoonful with your food or in juice.
- Emphasize **raw food** to the degree you are able to do so. It is best that most of the food be raw, especially **fruits and green leafy vegetables**.

- **Phytosterols** are natural chemicals in plants which reduce the risk of colon cancer.
- **Abscisic acid** is a plant dormancy hormone and vitamin A analog found in plants; it has profound anti-cancer activity. Abscisic acid is a carotenoid factor and is especially found in green leafy vegetables.
- While cleaning the body (such as during a fast), breakfast can consist of fresh fruit and fruit juices. **Use lemon, orange, grape, carrot, beet, and apple juice daily.** All juices should be fresh, with no sugar added.
- But in other foods, a small amount of **blackstrap molasses, pure maple syrup, or honey** can act as a natural sweetener in place of sugar.
- Use **whole wheat or rye** in place of **white flour**. *Whole grain products, well-baked*, are good. Do not use **sourdough bread, sugared bread, or fruit breads**. They are too indigestible.
- **Raw fruit and vegetables** are best; **lightly cooked** or **steamed** are second best. **Salt-free frozen** are next. Then comes salt-free canned; but such food should only be used if the first three choices are not available.
- **Raw fruit and vegetable juices** are needed to clean the system and help rebuild it. Use **red beet juice (from roots and very little if any from tops) and juice from carrots, celery, grapes, and other darker vegetables and fruits, such as black cherries, black currants, etc.**
- Fruit juices are best taken in the morning and vegetable juices in the afternoon and evening.
- Drink **spring or steam-distilled water** only!
- Dr. Hans Nieper, a cancer researcher, uses **fresh raw cabbage and carrot juice** with excellent results.
- Some recommend four 8-ounce glasses of freshly squeezed juice daily. Max Gerson, M.D., prescribed 13 glassfuls a day. Along with a scientific program of other remedies, that juice pattern is still followed today at the Gerson Institute in northern Mexico.
- **Never mix fruit and vegetable juices** in the same meal. It is all right to mix vegetables juices together, but **do not mix fruit juices** (orange, grapefruit, pineapple, lemon, or grape). Some (including the Gerson Institute) recommend a combination of **carrot and apple juice**.
- Fresh **lemon juice** should be squeezed on all greens, salads, or lettuce that are eaten. This enables the calcium and minerals to be better absorbed by the system. **Dark green vegetables** are better than light-colored lettuce.

- **Lecithin** should be included in the diet to keep cholesterol in the blood stream emulsified (so it does not harden on the walls). This will improve blood circulation to the site of the tumor. Lecithin helps regulate metabolism, break down fat and cholesterol, and prevent malignancies.
 - **Wheat germ oil** is an extremely rich source of vitamin E, and should be taken daily. Only use cold-pressed (Viobin), and keep it refrigerated until you are ready to use it during the meal.
 - **Omega-3 fatty acids** may inhibit cancers, especially breast cancer (*Cancer, October 1986*). **Flaxseed oil** is, by far, the best source!
 - According to a 1988 medical article (*British Journal of Surgery*), eating an adequate amount of **essential fatty acids** helps protect the body against skin cancer. It even helps eliminate them, once they form.
 - Take a teaspoon of **blackstrap molasses** at the end of the vegetable meal. This will provide additional amounts of iron, calcium, and important B vitamins.
 - Never eat fruit and vegetables at the same meals. Exception: **lemon juice can be squeezed over greens** to help you better absorb and calcium and minerals in those greens.
 - Use plenty of **soaked figs, prunes and raisins**.
 - Eat **garlic** daily. Studies done in Japan suggest that taking garlic supplements may help reduce the size of tumors. It has been used for medicinal purposes for 4,000 years.
 - **Garlic** is a faithful standby, and protects against cancer in general (*Acta Unio. Intern. Contra Cancrum, 20 no. 3, 1964*). Cut a thin slice of garlic and carefully tape it over, what you consider might be, a skin cancer. Try to avoid contact of the garlic on good skin. (If it does, the skin will redden and burn somewhat.) Russian research from back in the 1950s revealed that garlic is more powerful than antibiotics in destroying bacteria. It also causes moles and skin cancers to fall off.
- Put the garlic on in the morning, take it off and carefully wash the area in the evening before bedtime. Put on a new application. Remove it in the morning, and repeat the process. Do this for about 3 days. The mole or ulcer will dissolve and slough off. Let the area heal. If part of it remains, repeat the process at a later time.
- If you keep applying the garlic for more than 4 days, it will begin burning deeper into the skin (you will know, because the area will become very painful.) Such deep burning is not necessary to slough off the cancer, and could be harmful.
- Be sure to incorporate **dietary fiber** in each regular meal.

- **Fiber** in the diet helps maintain regularity and avoid colon cancer. But it also helps the colon absorb toxins and carry it out of the body. This is important. Be sure to eat at least 3 tablespoons of bran at each regular (non-juice only) meal.
- Try to have a **vegetable, fruit, and berry garden** of your own, using natural fertilizers, seaweed, etc. You are what you eat. Purchase food where organically-grown food is sold.
- We do not generally think of mushrooms as the best food, for they are in the fungus family. But it has been found that three types (**Reishi, Shiitake, and Maitake mushrooms**) have decided anti-cancer factors. Oral extract of Maitake provided complete elimination of tumors in 40% of test animals, while the remaining 60% had a 90% of their cancers eliminated. Maitake contains a polysaccharide, called *beta-glucan*, which stimulates the immune system and even lowers blood pressure.
- **Legumes and seed foods** (such as soybeans) have **protease inhibitors** (PI). These tend to protect the seeds from being digested. As such, they were thought to be a problem. But recently it has been discovered that they tend to reduce tumor growth. The National Cancer Institute that some of these substances (*isoflavones* and *phytoestrogens*) have potent anti-cancer properties. However, eating a lot of beans is not something you will want to do at home! Too much protein helps feed the cancer cells.
- Certain other foods show an ability to slow tumor growth in some way. This includes **apples, apricots, barley, citrus fruit, cranberries, fiber, figs, ginger, spinach, and seaweed**.
- There are a variety of **digestive enzymes**. Take them with a meal to improve digestion, or on an empty stomach if the need is to help fight cancer (first thing in the morning, an hour before breakfast; or the last thing at night, at least two hours after supper.)
- **Rice bran**, pressure cooked, is rich in tocotrienols. (2-3 tablespoons a day).
- **Aloe vera** extract (or, better, fresh aloe vera leaves) contains the active immune stimulant *ace mannan*.
- Scientists have found that the active culture of **bacteria in yogurt (lactobacillus)** can fortify the immune system. In both humans and animals, yogurt in the diet tripled the internal production of interferon, a powerful chemical compound used by the immune system against cancer cells. It also slows the level of natural killer cells. Yogurt slows the growth of tumor cells in the gastro-intestinal tract, while improving the ability of the immune system to destroy active tumor cells. It also helps block the production of carcinogenic agents in the colon. Women eating yogurt were found to have less breast cancer. It is well-known that milk is one of the worst allergenic foods, and can carry disease germs from the cows. So you would do well to obtain lactobacillus cultures from health food stores, rather than eating yogurt.
- Other **intestinal microflora products** can be used, instead of yogurt (which can be allergenic and contain cow diseases). Some broad spectrum products contain *lactobacillus, bifidus, streptococcus*

faecium. Others contain only *lactobacillus*, which is milk- and yogurt-free.

FASTING

You should be aware of the fact that, by the time symptoms of pain accompany cancer, it is in the advanced stages. At that point, the body urgently needs good nourishment, as well as cleansing; it should not be given fasts. For further information on this, see the Gerson Therapy, later in this book.

But, as a cancer preventative, occasional fasting is helpful. Cancer prevention is theme of this entire Part One section of this book.

- **Fasts on fruit and vegetable juices** of 1 to 3 days can be taken. If under the care of someone who knows what to do, and you are not thin, a longer fast may be undertaken.
 - Go on a **fresh fruit diet** for several days. If the patient is thin, after a few days of fruit diet, give him an alkaline nourishing diet. This would consist of **vegetable broth** (simmer thick potato peelings, carrots, and beets; strain; drink the water on top), **mashed half-inch thick potato peelings, brown rice, carrots, greens of all kinds, red cabbage, parsley, and other vegetables.**
 - Eating **good food** treats malnutrition, and many people develop cancer because of a lack of the protective, nourishing food needed to resist it.
 - There is a theory that you can starve cancer to death. This has been proven untrue. Cancer does better in a malnourished body. One study revealed that pure malnutrition (cachexia) is responsible for at least 22% and up to 75% of all cancer deaths.
-

VITAMINS

IMPORTANT: Throughout this study, when dosage amounts used in research are given, the amounts are always for "per day" (mg per day, etc.) G means grams, not grains.

IMPORTANT: According to the literature surveyed, when overdosage was possible, this was indicated. (See vitamins A, B6, niacin, selenium, cysteine, arginine.) Of course, vitamin D overdose can also be

toxic, but it is not listed here as an anti-cancer factor. For a variety of reasons, beware of taking much, if any, iron supplements.

IMPORTANT: Fish oils have also been recommended in the literature as possible anti-cancer agents. But we do not list them here for three reasons: Large amounts must be consumed to be beneficial. Fish oil has a known history of damaging the muscle of the heart. Some forms inhibit blood clotting

Take the supplements, which seem distasteful and hard to swallow, and put them in a fruit or other drink and swallow them all together. If necessary, briefly whiz the mixture in a blender.

When possible, chew the tablets. Break open the capsules and pour the powder onto your food or into a spoon. Crack liquid capsules in your mouth, and spit out the capsule. Do not crack vitamin C in your mouth—the acidity can hurt your teeth. Just swallow it whole.

- It is well-known, by biochemists, that most cancer victims have a **deficiency of not only all vitamins, but also hydrochloric acid, potassium, magnesium, iodine, and many trace elements.**

- **Vitamins** are very important. Do not trust yourself to the official standardized amounts of needed vitamins and minerals. The actual nutritional requirements are much higher. In addition, living in our chemicalized, polluted age destroys a number of vitamins and minerals.

- For example, **vitamin C** is destroyed in its effort to combat auto exhaust fumes and mercury in the food. **Vitamin E** destroys itself in the process of detoxifying cadmium (which nonsmokers breath in when they are in the same room as smokers). The list goes on and on. The world is not as safe now as it used to be. We can be thankful that we are aware of vitamins and minerals and how to obtain them in sufficient quantities.

[Special note: The following data on vitamin A was compiled from information gleaned from sources which had not yet discovered that **beta-carotene (pro-vitamin A)** was the more active agency in cancer prevention, and far more powerful than vitamin A.]

- Vitamin A is crucial in cancer therapy, but can you get too much of this oil-soluble vitamin? High doses of **vitamin A** (500,000 IU) can have acute reversible effects. Toxicity may start as low as 25,000 IU in those with impaired liver function (caused by drugs, hepatitis, or protein malnutrition) Otherwise, it begins at several hundred thousand IU.

- Toxicity of **vitamin A** can be reduced by taking vitamin E at the same time. This mitigates lipid peroxide effects.

- Toxicity of beta-carotene (**pre-vitamin A**, as found in greens and carrot juice) has never been found. One 15-year study involved immense beta-carotene intake.

- Experiment after experiment has revealed that when **vitamin A** is missing, cancer can be started in animals; but, when it is present in abundance, not even fast growing implanted cancers will not survive in test animals. Vitamin A inhibits the induction and retards the growth of both malignant and non-malignant tumors. Taken over a short period, vitamin A can greatly aid in recovery of cancer. Take large doses (up to 150,000 units per day or you may wish to remain with smaller doses: 50,000 units, twice a day). Later you can reduce this to a smaller amount.
- Take **vitamin A** in emulsified form to minimize liver involvement. Alternate, taking it 2 weeks on and 1 weeks off. Blurred vision and a soapy feeling in the mouth are signs that the body has too much A. (Vitamin A and D, which are oil soluble, can be taken in excessive amounts, so one must always be careful. Never take large amounts of either for too long a time.)
- In some instances, a person needs to take as much as 300,000 IU of vitamin A. When this must be done, taking 3200 IU of vitamin E will help reduce the risk of vitamin A toxicity.
- **Vitamin A derivatives (retinoids)** reverse bronchial metaplasia.
- **Vitamins A, C, E and beta-carotene** reduce the risk of cancer by radiation and chemical carcinogen exposure. **Vitamins A,D. and E** inhibit oncogenes activity.
- Varying amounts of **Vitamin A** were given to different patients with bladder cancer. Those receiving the smallest dosages were the most likely to have recurring cancer (i.e., the cancer return later).
- The **B-complex vitamins** help prevent cirrhosis of the liver. This is important because a damaged liver has a 60% greater chance of becoming malignant. Dr. Max Gerson found that to be consistently true. Take a B-complex supplement. Also take **3-4 tablespoons of brewer's yeast** each day. Do not eat baker's yeast; it contains live yeast and is not good for you.
- Dr. Otto Warburg, Nobel Prize winner and director of the Max Plank Institute in Berlin, declared that there is a lack of one or more of three B vitamins (**riboflavin, niacin, and pantothenic acid**) in tissue which becomes cancerous.
- In various countries, nearly 200 scientists have reported on the importance of **niacin (vitamin B3)** in preventing and treating cancer.
- 2 grams of **Niacin (B3)** daily is recommended as an anti-cancer factor.
- **Niacin** has been recommended by the NIH in amounts up to 3000-6000 mg, for lowering cholesterol. But time release niacin is more suspect of causing liver damage; amounts which might do this were not given.
- **Vitamin B6** (pyridoxine; pyridoxal with pyridoxal-5-pyrophosphate (P5P) is helpful in reducing

damage from radiation therapy and slowing cancer growth from polyamine synthesis of the tumor. Especially good when a B6 ointment is applied to surface melanoma tumors. It helps prevent respiratory and cervical cancer (*Nutrition and Cancer, June 1984*).

- **B6**-deficient mice exhibited enhanced tumor susceptibility and increased tumor size. In another experiment, animals fortified with B6 and then injected with melanoma (skin) cancer cells, showed a greater resistance to this deadly form of cancer. Studies on humans revealed similar results.
- Less than 500 mg of **vitamin B-6** in humans appears to be safe.
- **Vitamin B12** dramatically augments the tumor kill of vitamin C.
- A combination of **folate** (folic acid, a B vitamin) and **B12** has been found to reverse bronchial metaplasia (pre-malignant lesions). Folic acid protects against cervical cancer (*American Journal of Clinical Nutrition, January 1982*).
- **Pangamic acid is vitamin B15**. Many scientists (*Warburg, Goldblatt, etc.*) believe that chronic oxygen deficiency in cells leads to cancer cell formation. Pangamic acid increases the body's resistance to oxygen deficiency. Remember that cancer cells do not use oxygen and that poorly oxygenated cells are the most likely to become malignant.
- **Laetrile (also called amygdalin, nitrilosides, or vitamin B17)** is another substance used to eliminate cancer. It is derived from apricot pits (seeds). Take two 500 mg tablets of laetrile 3 times a day. It is also found in all fruit kernels, except those of citrus. Other food sources, which contain lesser amounts, include lima beans, lentils, mung beans, crab apples, peaches, plums, apricots, cherries, cranberries, sprouted seeds, and apples (chew up the seeds as well as the apple).
- Several **apricot kernels** (i.e., apricots seeds or pits) should be eaten at each protein meal. Six per day may be sufficient. They should be eaten with food or, better yet, with fresh, frozen, or dried apricots. The slightly bitter ones contain more **laetrile (also called nitriloside or amygdalin)**, and are better for you than are the sweet ones. Do not mix the sweet and bitter varieties; there may be an interaction. If available, **100 mg of oral Amygdalin** may be substituted.
- If people regularly ate the seeds when they eat apples, peaches, apricots, they would get enough **laetrile**. Starting to do this earlier, will help prevent cancer from forming later on.
- But when cancer is already developing, **500-590 mg of Amygdalin**, in solid tablet form, should be swallowed at the two larger meals. They should not be taken on an empty stomach.
- **Vitamin C** is a powerful aid in resisting cancer and other diseases. Swedish studies, at Karolinska and Umea Hospitals, revealed that vitamin C in large doses can be an effective agent in fighting cancer.

- **Vitamin C** blocks the carcinogenic effects of most poisons, including nitrates. Vitamin C can be taken to bowel tolerance. This means you can take as much as you can, until you begin to have diarrhea. When the body tissues reach saturation on C, the remainder of this water-soluble vitamin is sent into the bowel, which reacts to the acidity by somewhat runny bowels till the C is gone. Take large doses of 5,000 mg or more a day. It is the most powerful antitoxin known, and can neutralize or minimize the damaging effect of most chemical carcinogens entering your body from the air, water, or food.
- Cancer of the bladder can occur when the amino acid tryptophan is not properly metabolized, resulting in oxidation of its metabolites. **Vitamin C** prevents that oxidation process, and thus blocks cancer development. It is a preventative agent against a variety of cancers (*Journal of the National Cancer Institute, 73, 1984*).
- **Vitamin C** is such a potent cancer fighter, that it is well to here provide additional information: Deficiency symptoms include slow wound healing, pain in joints, immune suppression, bleeding gums, irritability, and increased risk of cancer. If you take too much at a time, it will cause mild diarrhea within 30 minutes. Intake: RDA: 60 mg. Usual U.S.: 114 mg. Prophylactic: 500-2000 mg. Therapeutic: 500-100,000 mg.
- Taken in larger doses, **Vitamins A and C** inhibit *hyaluronidase*, an enzyme found in cancerous tissues.
- **Vitamins A, C, and E** are antioxidants. When accompanied by the minerals, selenium and zinc, they help protect against malignancies.
- Low serum levels of **vitamin A and E** were common in patients receiving, and responding poorly to, chemotherapy. The great danger in using chemotherapy and radiation is the damage, introduction of a poisonous conditions, and destruction of anti-cancer vitamins.
- **Vitamin C and beta-carotene** (pre-vitamin A) have been found to be effective in reversing cervical dysplasia and oral leukoplakia in humans.
- **Vitamins C and K** separately showed anti-tumor activity against human cancer cells in vitro, but became synergistically effective at 2% the regular dosage when used together.
- A substance in **vitamin D**, known as *1,25 dihydroxycholecalciferol* has been discovered to be an anti-cancer factor. But, due to toxicity of vitamin D overdose, must be used only under the care of a professional. For most of us, it is best to avoid using too much vitamin D, although some is needed. Sunshine is the best source. (Fish oils can cause heart trouble.)
- **Vitamin E, working with C**, inhibits the activity of a growth substance (catalyst) found in cancerous tissue. Take up to 1,000 units a day. Vitamins C and E help the body inhibit the activity of the enzyme hyaluronidase, found in cancerous tissue.

- A lack of **beta-carotene (pro-vitamin A), vitamin E, and B complex** in lung tissue may be related to lung cancer.
 - Injections of **vitamin E, beta-carotene, canthaxanthin (a carotenoid) and algae extract** dramatically bolstered levels of tumor necrosis factor alpha, and reversed hamster buccal pouch tumors.
 - Human prostatic cancer cells in vitro were markedly reduced when **vitamin E** was added. It helps protect against bowel cancer (*Journal of the National Cancer Institute, 73, 1984*).
 - **Vitamin F is the essential fatty acids**. Add 1 tablespoon of cold-pressed vegetable oil to each food meal (not juice-only meals). Wheat germ oil and flaxseed oil are the best. Corn oil and soy oil are second best. Safflower oil is not so good. Make sure the oil is fresh and kept refrigerated when not in use. Never use cottonseed oil (it can cause blindness), hydrogenated oils, lard, greases, or animal products. The oil in the nuts is good, if the nuts are fresh.
 - **Vitamin K** helps protect the body against certain cancer-causing substances. Take it with vitamin C to increase its cancer-reducing strength.
 - **Quercetin** (one of the bioflavonoids which, together, are called **vitamin P**) increased the cell kill rate in cancer cells, which were exposed to hyperthermia (heat therapy) with no negative effect on normal healthy cells.
 - **Quercetin** reduced cancers in animals exposed to two carcinogens.
-

MINERALS

- A Cancer Control Convention, meeting in Japan, reported that the trace mineral, **germanium**, in the diet is a significant factor in preventing and eliminating cancer.
- One cancer researcher, who studied in-depth into cancer remedies over the past 150 years, declared that every effective anticancer formula (Glyoxylide, which is the Koch treatment; the Hoxsey herbs; Hypotonic therapy; laetrile; the Gerson method; Krebiozen; and Carcalon) involves extra amounts of **potassium**. This is very important.
- Be sure to include a significantly higher intake of **potassium**. Potassium deficiency is considered by Gerson, Scott, and others as a primary contributing cause of cancer.

- **Potassium foods** include almonds, apples, dried apricots, bananas, beans, beets, broccoli, carrots, dulse, grapes, kale, olives, pecans, rice bran, sunflower seeds, wheat bran, and germ. These foods help the body resist and overcome tumors, cysts, and malignancies.
- Center your diet around potassium foods. Here are more of them:
 - Dried apricots, asparagus, pearled barley, dried navy beans, fresh lima beans, raw beets, sprouted bread with no salt, Brussels sprouts, cabbage, cantaloupe, caraway seed, cauliflower, celery seed, small leaves of chard, dark raw cherries, dandelion greens, dill seed, endive, unsulphured figs (dried or raw), garlic, concord or emperor grapes, grapefruit, fresh horseradish, fresh lemons, lentils, fresh limes, nectarines, okra, onions, oranges, fresh parsley, dried or raw peaches, Bartlett pears, dry or fresh peas, persimmons, raw pineapple (never canned), raw plums, dried or raw prunes, raw quinces, raisins, wild or brown rice, sage, rolled oats, spinach, squash (acorn, Hubbard, yellow summer), tangerines, raw tapioca, raw turnip leaves, and watermelon.
- Drink **potassium broths** daily. Prepare them from half-inch thick potato peelings, which are then cooked. Draw off the water and drink it.
- You want foods which are **high in iodine and potassium, low in sodium, protein, and fat**.
- **Potassium ascorbate** (12-20 g) can be taken as a partial potassium supplement. This product includes vitamin C.
- **Potassium and magnesium** are among the more crucial minerals for cancer recovery. Magnesium helps to stabilize cell membranes and elevate immune activity while potassium plays a critical role in membrane permeability. (Magnesium, 400-800 mg daily from aspartate, citrate, or orotate.)
- **Magnesium** protects against cancer in general (*Medical Hypotheses, August 1980*).
- **Calcium and magnesium** have a beneficial effect in helping the body resist colon cancer. **Natural iron** supplements help prevent thyroid cancer. (But many iron supplements are dangerous! Take blackstrap molasses instead of iron pills.)
- The *New England Journal of Medicine* reported that **calcium** may prevent precancerous cells from becoming cancerous. Calcium protects against colon cancer (*American Journal of Epidemiology, September 1988*).
- **Calcium** supplements (2000 mg) provide a marked suppression of rectal cancer proliferation. It inhibits early stages of colon cancer in genetically vulnerable individuals.
- **Iodine and trace minerals** are crucial. You can obtain them by each day eating some Nova Scotia

dulse or Norwegian kelp. Both are special seaweeds which have a wide spectrum of trace minerals. Food grown on the continents does not have all those trace minerals; rainwater has gradually depleted the soils.

- **Iodine** protects against breast cancer (*Lancet, April 1976*).
- It is very important to keep the **iodine** level of the blood normal, so both the thyroid and body tissues will have proper cell oxidation. Eat a sufficient amount of dulse, or kelp, each day. (Do not use California kelp.)
- People with **myxedema**, or **underactive thyroids**, are more prone to developing cancer. So keep your thyroid in good condition with seaweed.
- Japan and Iceland both have low goiter and breast cancer rates. This may be because their diets are rich in **iodine and selenium**. Breast cancer has been linked to an iodine deficiency. Japanese women have almost no breast cancer. Colon cancer rates in Japan are also low.
- Studies at the University of Zurich and in London Polytechnic revealed that **brewer's or food yeast** gives improved resistance against cancer development. Brewer's yeast is one of the best sources of **selenium**, an important anticancer mineral.
- **Selenium** made the headlines, at the end of 1996, as a special trace mineral which could dramatically reduce cancer in the human body. It completely inhibited tumor growth in mice inoculated with tumor cells.
- **Selenium** helps eliminate cancer in five ways: It improves detoxification, bolsters immune function, directly toxic to tumor cells, and may be a valuable anti-proliferative factor (*Lancet, July 1983*). Selenium intake should not exceed 2500 mcg (2.5 mg) per day.
- Using **selenium** as a sole therapy, there was a 38.8% favorable response rate in patients with oral cancer.
- High doses of **selenium** (equivalent to 54 mg in humans) resulted in 83-90% reduction in rate of tumor growth in mice.
- Long-term usage of 5000 mcg of **selenium** may result in fingernail changes and hair loss. Selenite is more toxic than selenium bound to amino acids (i.e., selenomethionine). Ingestion of 1-5 mg/kg body weight of selenite will produce toxic side effects. This is equivalent to 65,000 mcg in a 65 kg adult.
- **Chromium** as picolinate is very helpful in working with carcinoma. (400-800 mcg.)
- **Zinc** as zinc picolinate (30-100 mg) is also a significant help. It protects against prostate cancer

(British Journal of Urology, October 1983).

- **Cesium** is neither essential nor toxic in cancer reduction. But it slightly alters the pH of cancer cells, rendering them more vulnerable to immune attack.
-

OTHER NUTRIENTS

- **Chlorophyll** is an anticancer agent which slows the growth of cancerous tumors. It creates an environment unfavorable to bacterial growth.
 - A diet rich in chlorophyll is therapeutically effective for both external and internal infections, including malignancies.
 - **Blue-green algae and chlorophyll** clean and protect the blood
 - **CoQ10 (co-enzyme Q10) and germanium** provide oxygen to the cells. So does **vitamin E**, working in the liver. (Cancer does not use oxygen in the cells.)
 - **CoQ10** increases aerobic (oxygen) metabolism and immune function. Cancer cells thrive where there is a lack of oxygen.
 - **CoQ10** sometimes reduces hair loss in those who choose to take chemotherapy.
 - Scientists, at UCLA, have found that **sodium linoleate, which contains linoleic acid (an essential fatty acid)** has the ability to fight cancer cells. **Lecithin** is a good source.
 - **Gamma linolenic acid (GLA)** can be taken as oil of borage, evening primrose, or black current seed. In purified form, up to 1.5 grams per day can be taken.
 - **Alpha linolenic acid (ALA)** from flaxseed oil (1-2 tsp. daily). Make sure that it was stored in the refrigerator at the health food store you purchase it from. Flaxseed oil becomes rancid very quickly, so purchase small bottles.
-

AMINO ACIDS

-
- **Glutathione** (200 grams), functions in the body as an antioxidant and helps destroy free radicals and the toxicity remaining if you already have received radiation treatments and chemotherapy. **Cruciferous vegetables (broccoli, especially)** increases the body's own production of glutathione peroxidase (GSH).
 - **Cysteine (N-acetylcysteine)** (1-2 grams) is an amino acid which enters into various detoxification systems in the body, helps bolster glutathione peroxidase activity, and can be converted in the body to glutathione, which may become GSH, a potent broad spectrum anti-oxidant enzyme system. Cysteine supplementation promote glutathione synthesis.
 - Although safe up to 10 g, the nauseating taste and smell of **cysteine** can cause vomiting.
 - Several studies confirm that **arginine** reduces tumors and tumor formation. It increases T-cell function, stimulates the thymus and thyroid, and enhances activity of killer cells, as well as interleukin-2 receptors and general immune improvements.
 - At therapeutic levels (above 5 g) of **arginine**, growth of certain viruses may be activated.
 - **Methionine** reduces the uptake of mercury, which is a cancer-causing agent.
 - Malnourished cancer patients improve when **branched chain amino acids (leucine, isoleucine, and valine)** are given. Protein and albumin synthesis are heightened.

PREVENTING CANCER

The information in this section is primarily for medical researchers, but it is also invaluable for those who want to prevent cancer from gaining a foothold in their bodies.

Because of modern nutritional, environmental, and living conditions, cancer rates are rapidly increasing. In this chapter, the thoughtful reader will have learned a number of things which can help prevent the occurrence of cancer.

- You have been a toxic waste site! And now, before the cancer has a chance to start, you are beginning waste disposal operations. With prayer, diligent work, and the blessing of God, you can have success.
- While some are concerned with treating symptoms, you must be concerned with getting at the causes

of cancer and eliminating them. Only then can the problem be permanently solved.

The Gerson Therapy seems to do the best job of eliminating the toxins. You will find it discussed later in this book.

- Well, there you have a number of possible suggestions. What you have just read may seem like a lot of work. *But, since cancer will generally mean the end of you, are you sure you do not want to work?*
- It is extremely important that you care for and rebuild the liver, kidneys, lungs, skin, bowels, and other organs. Dr. Max Gerson maintained that he could eliminate cancer in anyone if the liver was in good condition. Take care of your liver.
- *If you have cancer*, we recommend that you locate a physician and place yourself under his care. A careful, systematic regime of healthful recovery is needed, and you may not know what to do. Regardless of which doctor you go to, while waiting for appointments get started doing the right things! Doctors may be busy, but your life depends on changes which need to start right now. Essentially everything, listed here in Part One of this book, you can do at home to improve health and help prevent malignancies.
- Do not fear. Trust your life to God; obey the Ten Commandments by faith in Christ; and step forward, living your best and doing your best. Entrust the outcome to God.
- America alone spends \$800 billion yearly on physicians and hospitals; yet it is 23rd in the world in level of health, vitality, and longevity. Surely, it is time that we start thinking for ourselves.
- **All information in this section, and throughout this book, is offered purely for educational, research, and experimental purposes—as an objective report, not as a recommendation or endorsement.**



**ENCYCLOPEDIA
INDEX PAGE**

Harvestime Books Resource Library
<http://www.remnant-prophecy.com>
<http://www.Harvestimebooks.com>
<http://www.bible-sabbath.com>